

[54] **CLAMP ELEMENT FOR MODEL RAILROAD COUPLER**

[76] **Inventor: James A. Wiese, 1309 Mississippi Blvd., P.O. Box 737, Bettendorf, Iowa 52722**

[**] **Term: 14 Years**

[21] **Appl. No.: 505,129**

[22] **Filed: Jun. 16, 1983**

[52] **U.S. Cl. D21/141; D21/108**

[58] **Field of Search D21/108, 141; D8/382; 446/85, 87, 88, 95, 103, 120, 122, 124, 128; 213/75 TC**

[56] **References Cited**

U.S. PATENT DOCUMENTS

D. 124,746	1/1941	Lettenberger	D21/141
D. 232,342	8/1974	Bosnyak	D21/108
D. 276,833	12/1984	Byers	D21/141
D. 277,935	3/1985	Beckrot	D8/382

Primary Examiner—Charles A. Rademaker
Attorney, Agent, or Firm—Henderson & Sturm

[57] **CLAIM**

The ornamental design of a clamp element for model railroad coupler, as shown.

DESCRIPTION

FIG. 1 is a front elevational view of a clamp for model railroad coupler showing my new design;
FIG. 2 is a top plan view thereof;
FIG. 3 is an inverted rear elevational view thereof;
FIG. 4 is a bottom plan view thereof;
FIG. 5 is a left side elevational view thereof; and,
FIG. 6 is a right side elevational view thereof.





Fig. 3

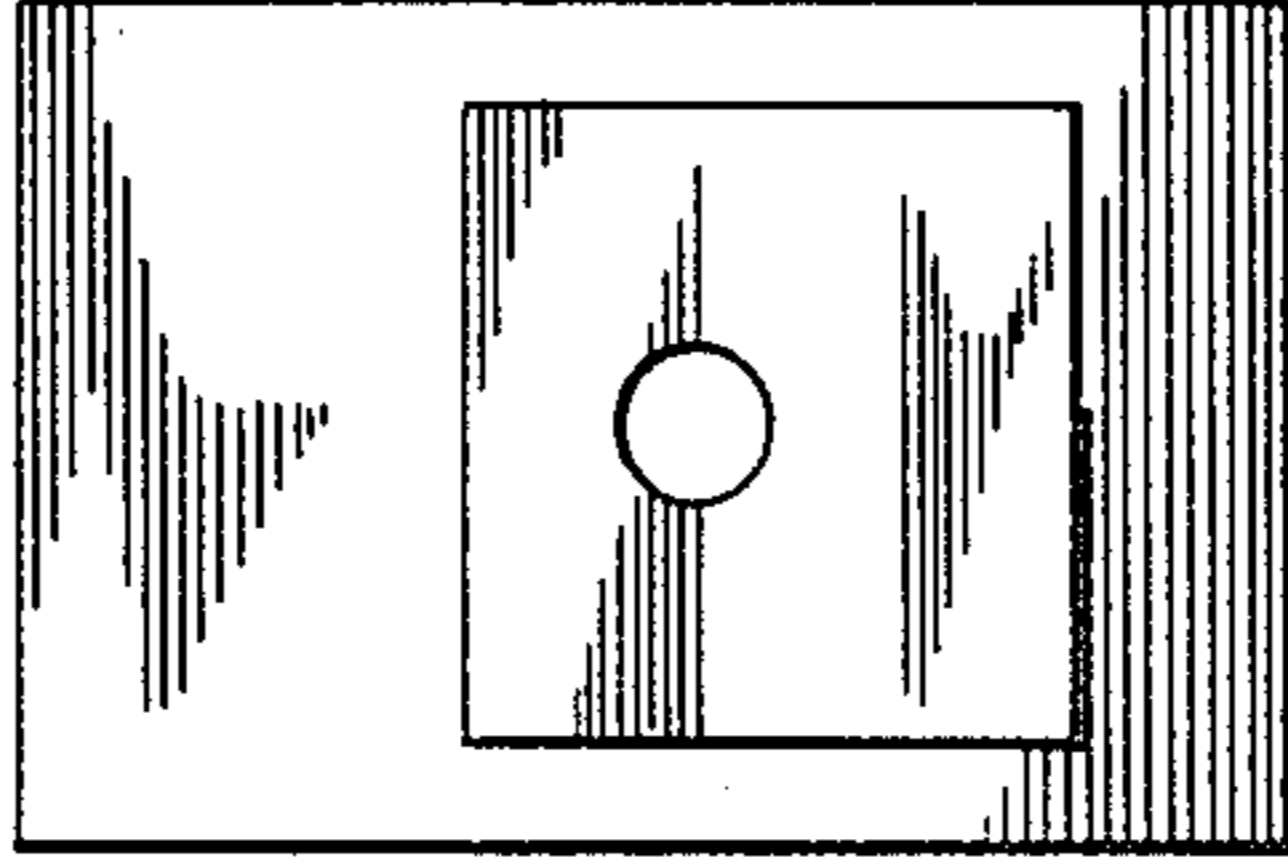


Fig. 2

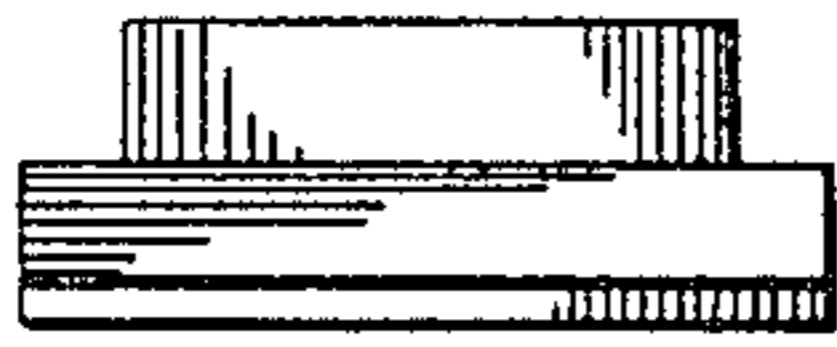


Fig. 5



Fig. 1

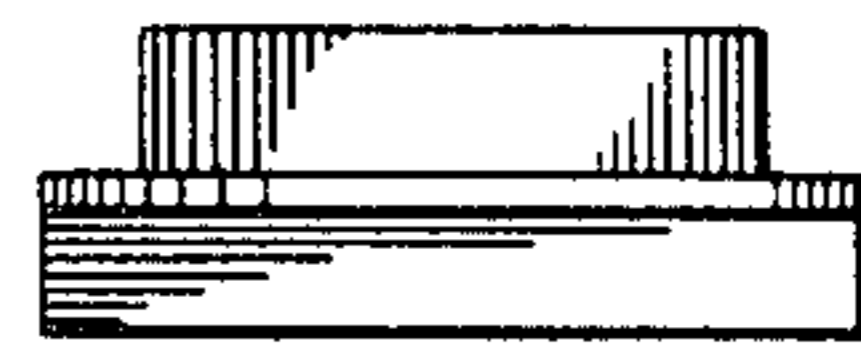


Fig. 6

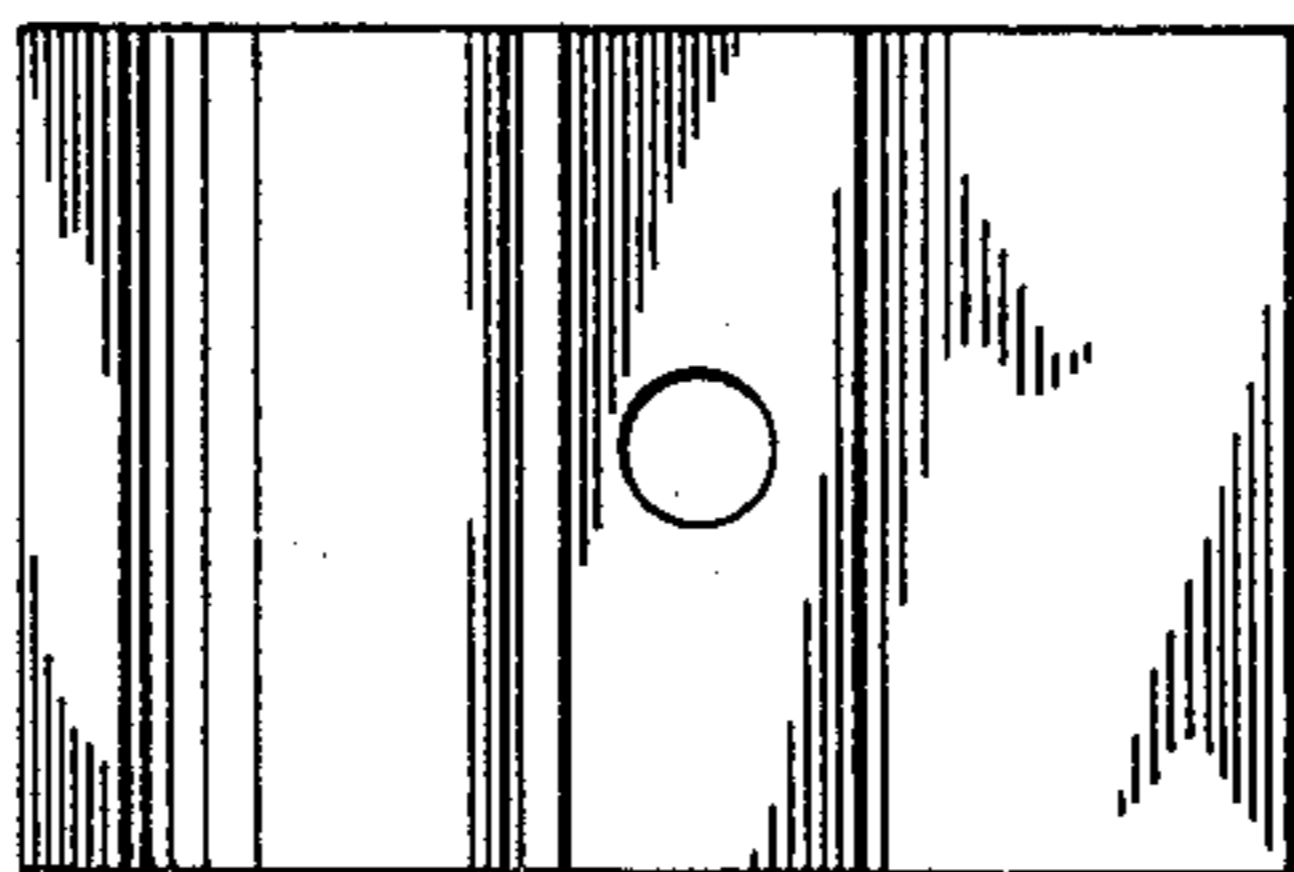


Fig. 4