

**United States Patent** [19]  
**Gakiya**

[11] **Patent Number: Des. 281,118**

[45] **Date of Patent: \*\* Oct. 29, 1985**

[54] **STITCH HOLDER**

[75] **Inventor: Yoshiaki Gakiya, Habikino, Japan**

[73] **Assignee: Clover Manufacturing Co., Ltd.,  
Osaka, Japan**

[\*\*] **Term: 14 Years**

[21] **Appl. No.: 491,232**

[22] **Filed: May 3, 1983**

[30] **Foreign Application Priority Data**

Mar. 25, 1983 [JP] Japan ..... 58-12502

[52] **U.S. Cl. .... D3/26**

[58] **Field of Search ..... D3/26, 18, 28; 66/116,  
66/117; D19/73**

[56] **References Cited**

**U.S. PATENT DOCUMENTS**

D. 146,197 1/1947 Staab ..... D19/73

1,967,005 7/1934 Carlson ..... 66/117

1,999,691 4/1935 Graham ..... 66/117

3,438,223 4/1969 Linstead ..... 66/1 A  
3,603,115 9/1971 Elzey ..... 66/117

**FOREIGN PATENT DOCUMENTS**

2100295 12/1982 United Kingdom ..... 66/1 A

*Primary Examiner*—Bernard Ansher

*Assistant Examiner*—Terry Pfeiffer

*Attorney, Agent, or Firm*—Birch, Stewart, Kolasch &  
Birch

[57] **CLAIM**

The ornamental design for a stitch holder, as shown and described.

**DESCRIPTION**

FIG. 1 is a top plan view of a stitch holder showing my new design;

FIG. 2 is a front elevational view thereof;

FIG. 3 is a leftside elevational view thereof;

FIG. 4 is a rightside elevational view thereof;

FIG. 5 is an enlarged perspective view of the left end of the stitch holder; and

FIG. 6 is a reduced perspective view thereof.

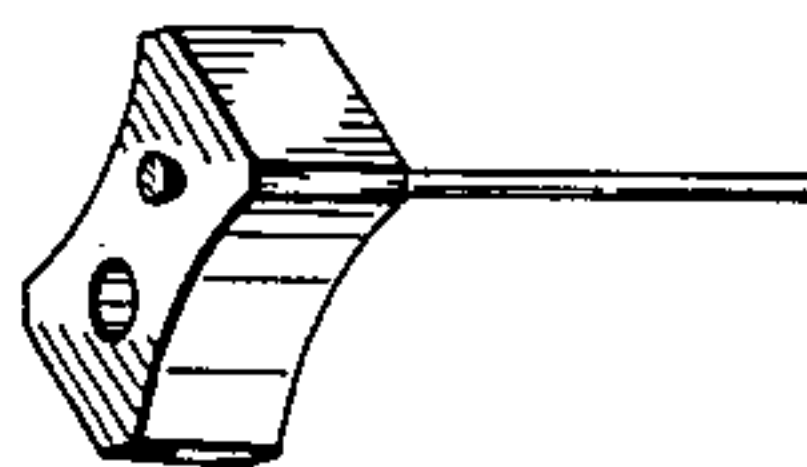


Fig. 1

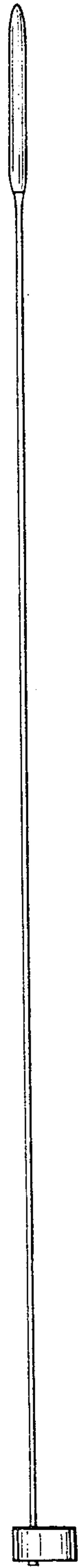


Fig. 2

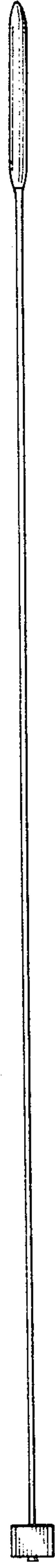


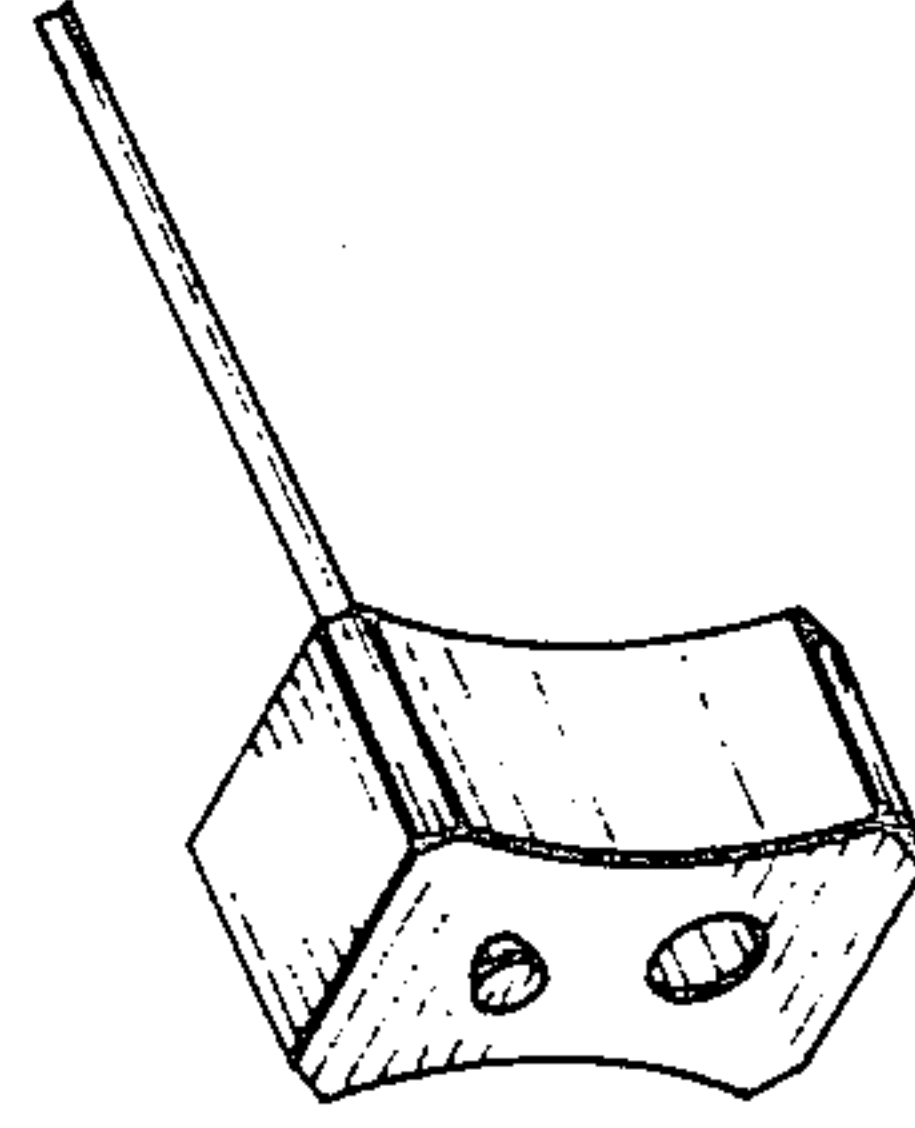
Fig. 3



Fig. 4



Fig. 5



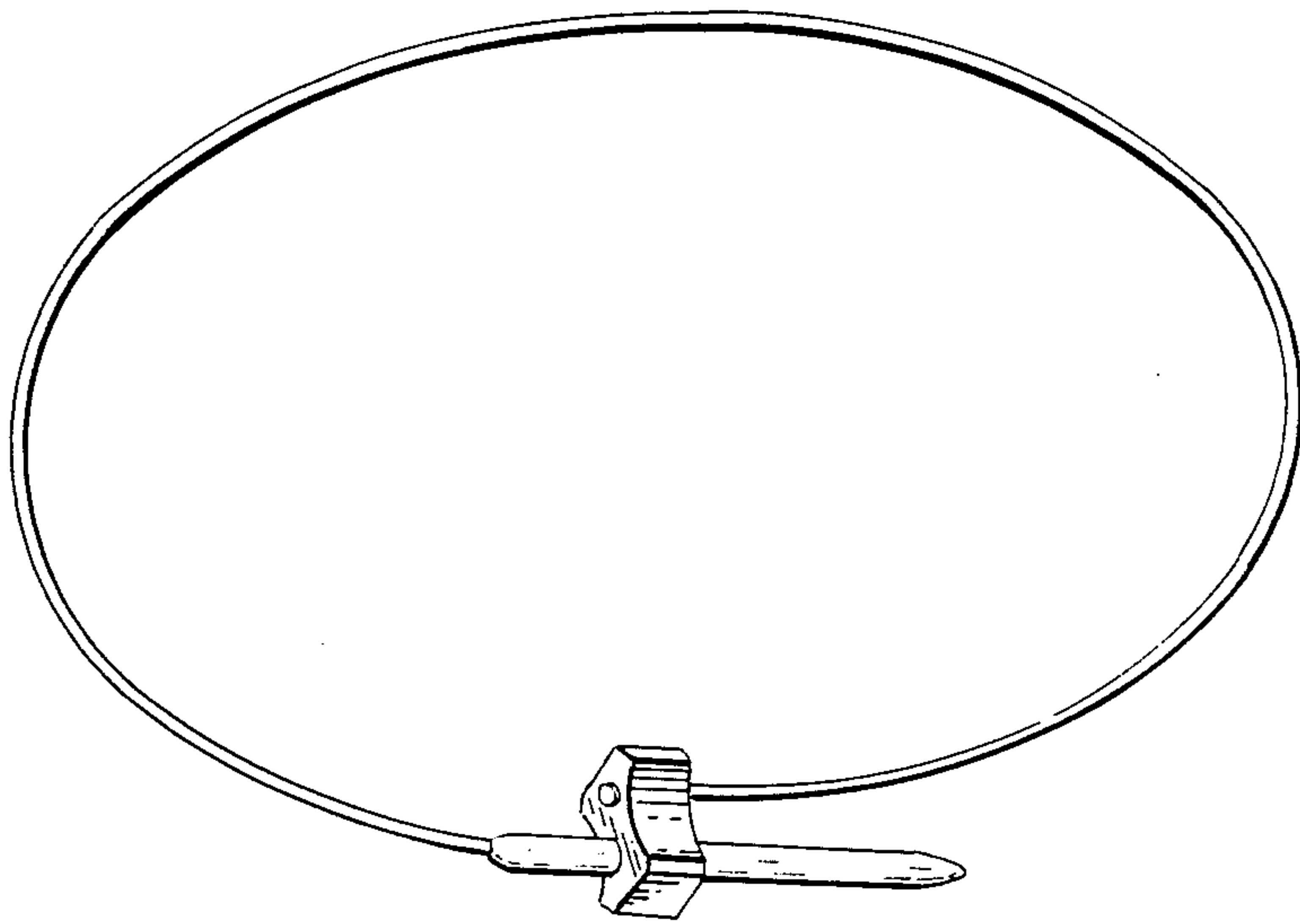


Fig. 6