

[54] ADJUSTABLE ANKLE STRAP FOR AN EXERCISE DEVICE

[76] Inventor: Greg S. Larsen, P.O. Box 1045, Sun Valley, Calif. 91352

[\*\*] Term: 14 Years

[21] Appl. No.: 548,634

[22] Filed: Nov. 4, 1983

[52] U.S. Cl. .... D21/191; D21/196

[58] Field of Search ..... D21/191-199; D24/49; 272/DIG. 9, 901, 67, 119

[56] References Cited

U.S. PATENT DOCUMENTS

D. 267,200	12/1982	Milding	.....	D24/49
1,729,209	9/1929	Curtice	.....	D21/196
3,255,749	6/1966	Smithers	.....	D24/49

OTHER PUBLICATIONS

Sporting Goods Dealer, 7-1979, p. 146, "The Band".

Sporting Goods Dealer, 8-1982, p. 63, "Elmer's Weight".

Sporting Goods Dealer, 9-1982, p. 190, "Altus" Weight For Ankle/Wrist Weight.



Primary Examiner—Charles A. Rademaker  
Attorney, Agent, or Firm—Francis X. LoJacono

[57] CLAIM

The ornamental design for an adjustable ankle strap for an exercise device, as shown and described.

DESCRIPTION

FIG. 1 is a perspective view of an adjustable ankle strap for an exercise device, showing my new design;  
 FIG. 2 is a side-elevational view of the side not seen in FIG. 1;  
 FIG. 3 is a front-elevational view thereof;  
 FIG. 4 is a rear-elevational view thereof;  
 FIG. 5 is a bottom-plan view thereof;  
 FIG. 6 is a perspective view of a modified embodiment of the design shown in FIGS. 1 through 5; and,  
 FIG. 7 is a perspective view of a second modified embodiment of the design shown in FIGS. 1 through 5.



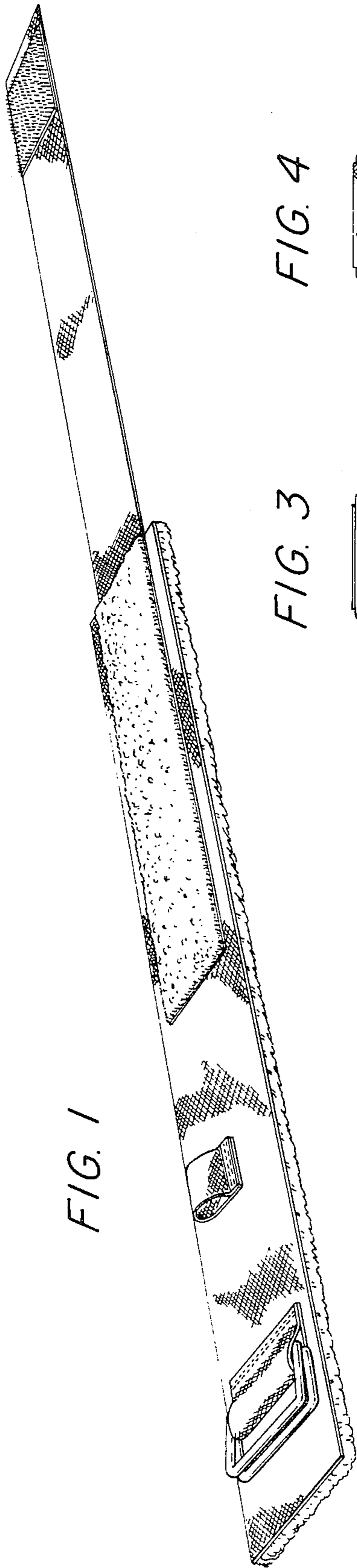


FIG. 1



FIG. 3

FIG. 4

FIG. 2



FIG. 5

