

[54] BRAKE LATHE

[75] Inventor: R. Warren Aldridge, Jr., Huntsville, Ala.

[73] Assignee: Spencer Wright Industries, Inc., Chattanooga, Tenn.

[\*\*] Term: 14 Years

[21] Appl. No.: 521,603

[22] Filed: Aug. 9, 1983

Related U.S. Application Data

[63] Continuation-in-part of Ser. No. 286,292, Jul. 23, 1981, Pat. No. Des. 270,058.

[52] U.S. Cl. .... D15/130

[58] Field of Search ..... D15/127, 130; 82/2 R, 82/2 B, 4 A

[56] References Cited

U.S. PATENT DOCUMENTS

D. 148,797	2/1948	Klassett .....	D15/130
D. 270,160	8/1983	Aldridge, Jr. ....	D15/130
4,126,066	11/1978	Wagor et al. ....	82/4 A
4,140,032	2/1979	Besenbruch et al. ....	82/4 A
4,165,662	8/1979	Besenbruch et al. ....	82/4 A


Primary Examiner—B. J. Bullock  
Attorney, Agent, or Firm—C. A. Phillips

[57] CLAIM

The ornamental design for a brake lathe, substantially as shown and described.

DESCRIPTION

FIG. 1 is a front perspective view of a brake lathe showing my new design;  
FIG. 2 is a rear perspective view thereof.






FIG. 1

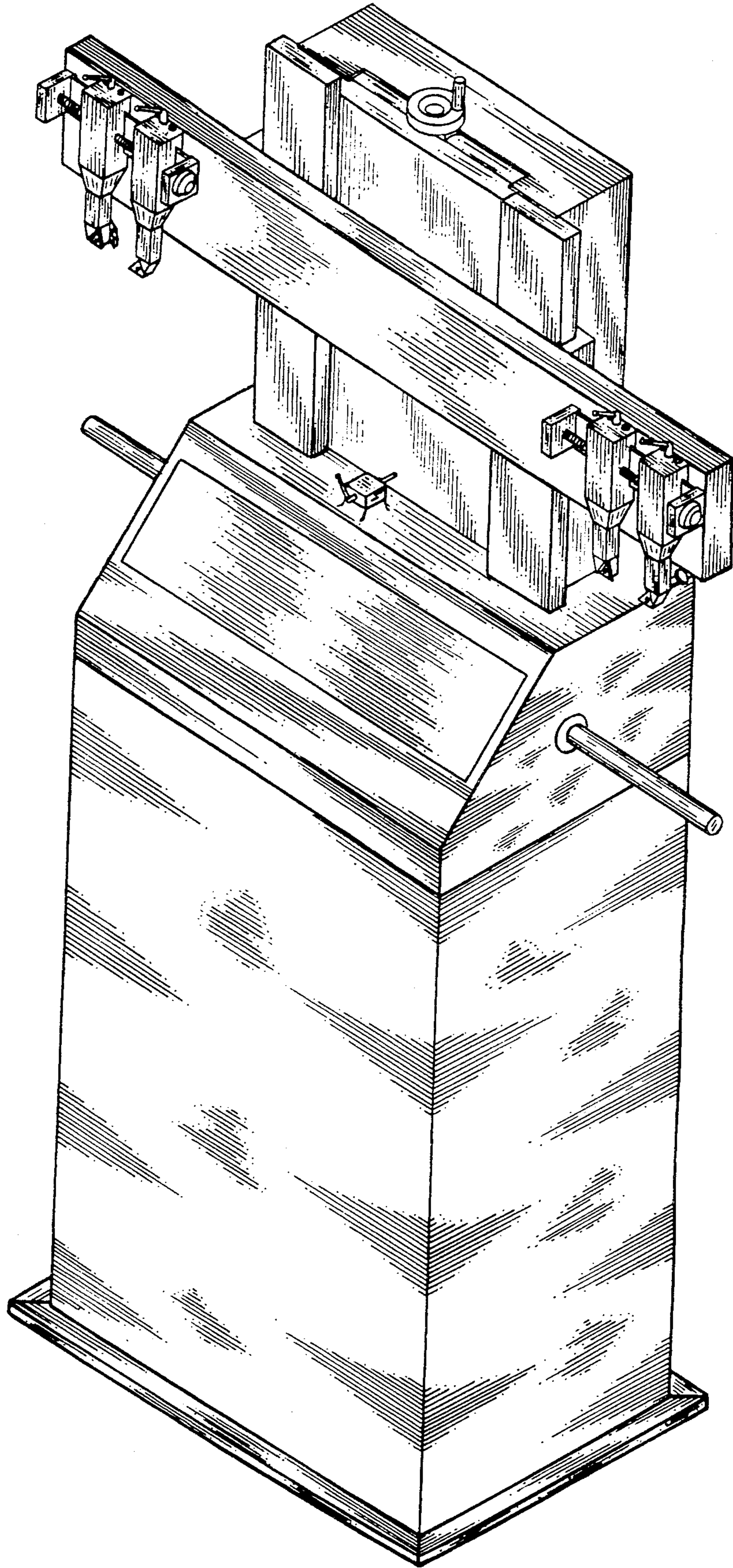


FIG. 2