

[54] **DRY BATTERY DRIVEN LIQUID PUMP**

4,218,195 8/1980 Shure ..... 417/411

[75] **Inventor: Eiki Maruyama, Nagano, Japan**

[73] **Assignee: Maruyama Industrial Co. Ltd., Kanago, Japan**

[\*\*] **Term: 14 Years**

[21] **Appl. No.: 465,185**

[22] **Filed: Feb. 9, 1983**

[52] **U.S. Cl. .... D15/7**

[58] **Field of Search ..... D15/7; 417/411, 424**

[56] **References Cited**

**U.S. PATENT DOCUMENTS**

D. 119,404	3/1940	Spiegel .....	D15/7
D. 254,671	4/1980	Johnson et al. ....	D15/7
D. 271,493	11/1983	McMullen .....	D15/7
1,875,419	9/1932	Claypool .....	D15/7
4,021,150	5/1977	Mabuchi .....	417/411
4,098,557	7/1978	Claunch et al. ....	417/424

**OTHER PUBLICATIONS**

Japanese Design Certificate #372178.

Japanese Design Certificate #372178-1.

*Primary Examiner*—Wallace R. Burke

*Assistant Examiner*—Lynn Wilder

*Attorney, Agent, or Firm*—Cushman, Darby & Cushman

[57] **CLAIM**

The ornamental design for a dry battery driven liquid pump, substantially as shown.

**DESCRIPTION**

FIG. 1 is a perspective view of a dry battery driven liquid pump showing my new design; FIG. 2 is a left side elevational view thereof; FIG. 4 is a front elevational view thereof; FIG. 5 is a rear elevational view thereof; FIG. 6 is a top plan view thereof; and FIG. 7 is a bottom plan view thereof.

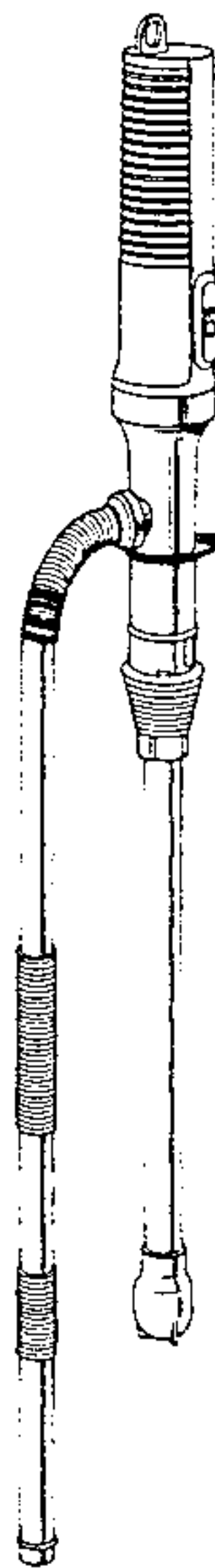


FIG. 1

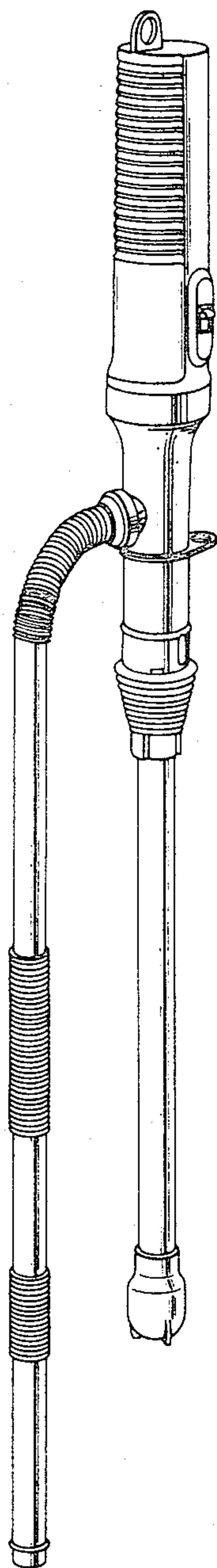


FIG. 2

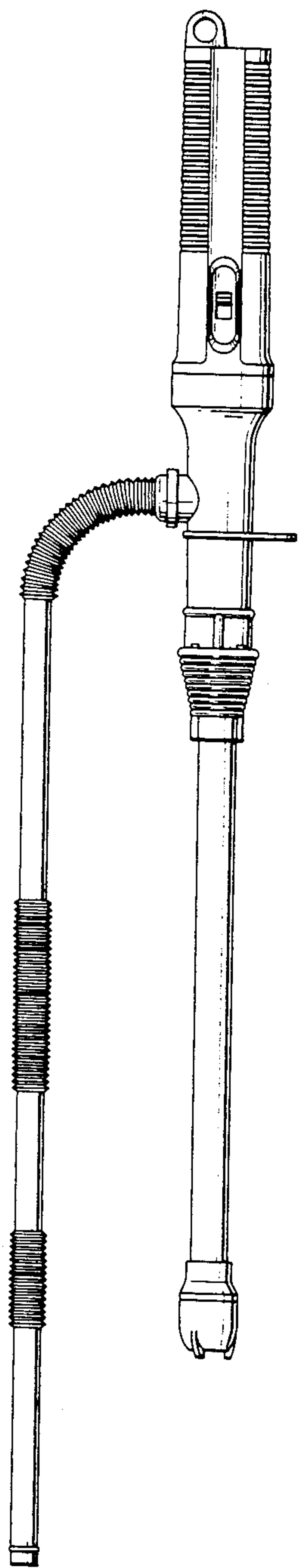


FIG. 3

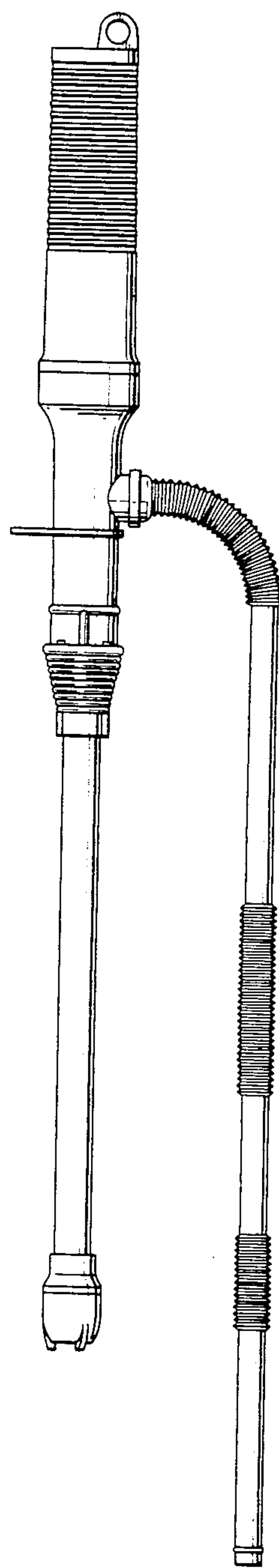


FIG.4 FIG.5

FIG.6

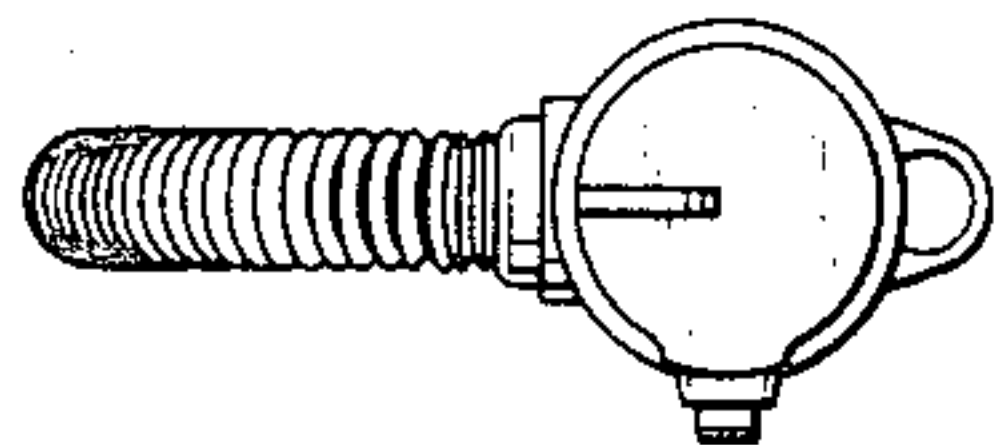


FIG.7

