

[54] BOAT HULL

[75] Inventors: Allan B. Hegg; Lloyd S. Makowski, both of Manistee; James S. Phares, Farmington Hills, all of Mich.

[73] Assignee: Century Boat Company, Manistee, Mich.

[**] Term: 14 Years

[21] Appl. No.: 536,716

[22] Filed: Sep. 28, 1983

[52] U.S. Cl. D12/314

[58] Field of Search 12/300-316; 114/357, 56, 283, 57

[56] References Cited

U.S. PATENT DOCUMENTS

1,189,227	7/1916	Baker	D12/310
2,126,304	10/1937	Apel et al.	D12/311
3,330,239	7/1967	Dornak	D12/314
3,967,571	7/1976	Mut	D12/311

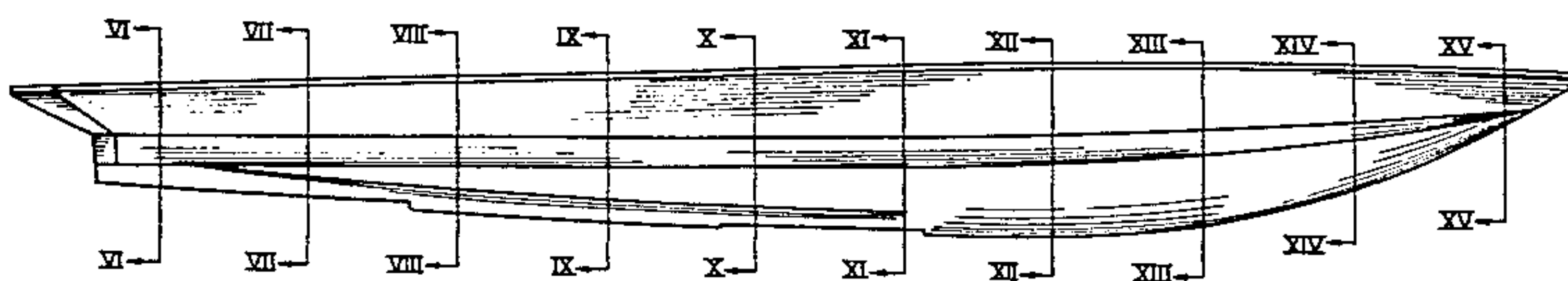
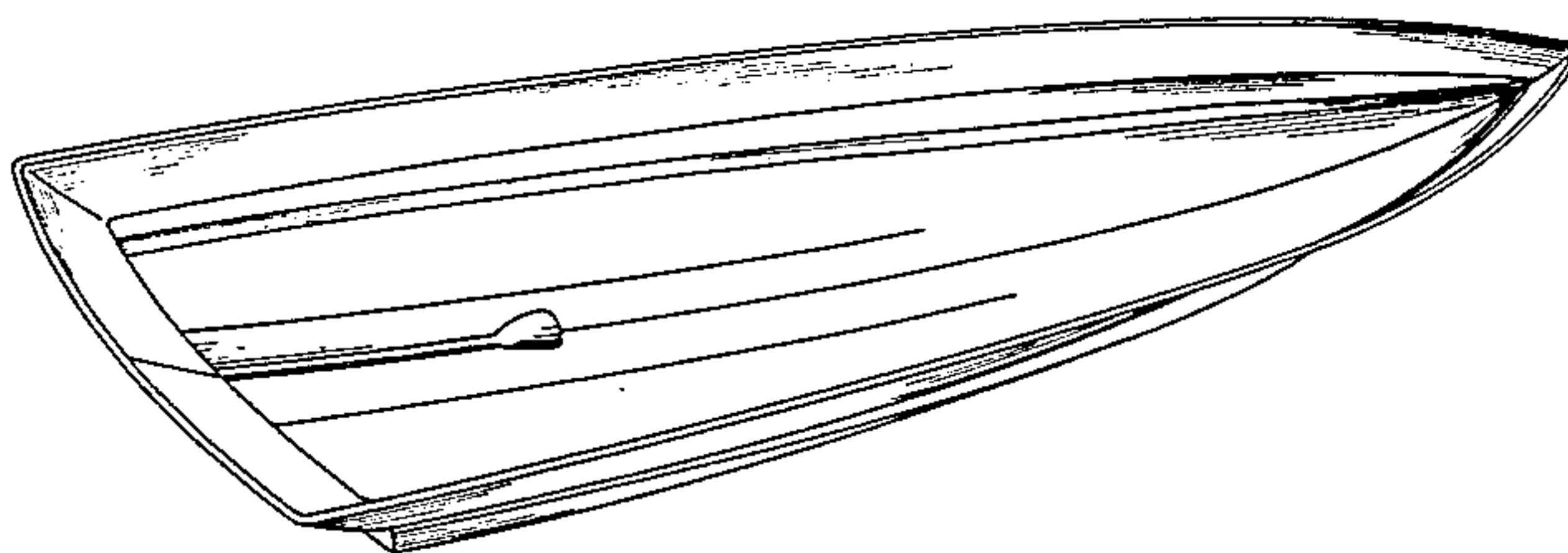
Primary Examiner—James M. Gandy
Assistant Examiner—Kay H. Chin
Attorney, Agent, or Firm—Price, Heneveld, Huizenga & Cooper

[57] CLAIM

The ornamental design for a boat hull, as shown and described.

DESCRIPTION

FIG. 1 is a perspective view of a boat hull showing our new design;
 FIG. 2 is a starboard elevational view thereof, the port elevational view being a mirror image of FIG. 2;
 FIG. 3 is a bottom plan view thereof;
 FIG. 4 is a bow elevational view thereof;
 FIG. 5 is a stern elevational view thereof;
 FIG. 6 is a sectional view taken along plane VI—VI in FIG. 2;
 FIG. 7 is a sectional view taken along plane VII—VII in FIG. 2;
 FIG. 8 is a sectional view taken along plane VIII—VIII in FIG. 2;
 FIG. 9 is a sectional view taken along plane IX—IX in FIG. 2;
 FIG. 10 is a sectional view taken along plane X—X in FIG. 2;
 FIG. 11 is a sectional view taken along plane XI—XI in FIG. 2;
 FIG. 12 is a sectional view taken along plane XII—XII in FIG. 2;
 FIG. 13 is a sectional view taken along plane XIII—X-III in FIG. 2;
 FIG. 14 is a sectional view taken along plane XIV—XIV in FIG. 2; and
 FIG. 15 is a sectional view taken along plane XV—XV in FIG. 2.



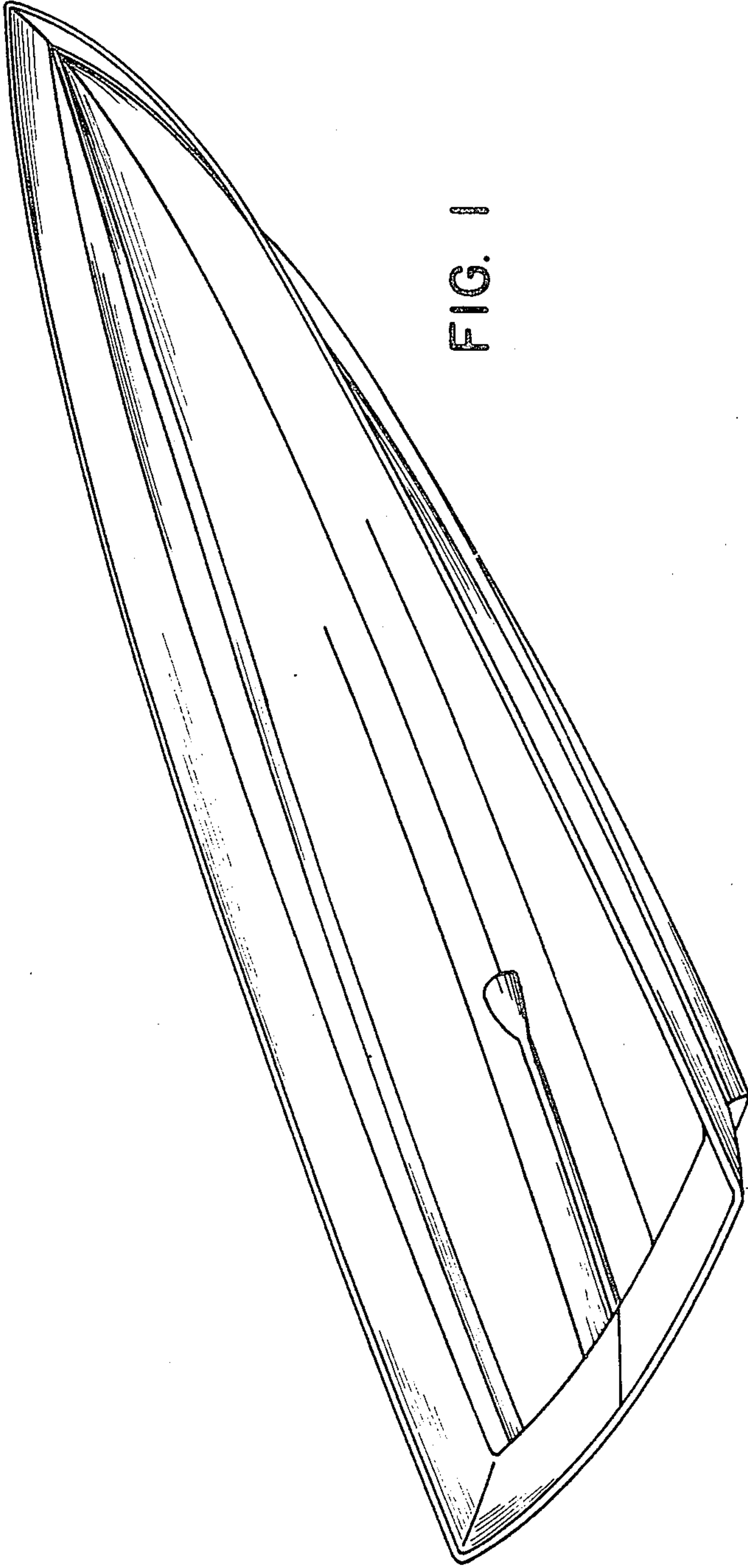


FIG. 1

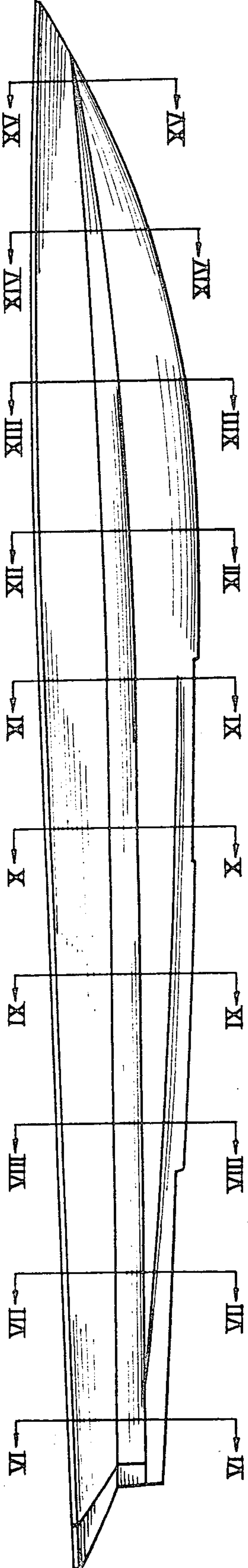


FIG. 2

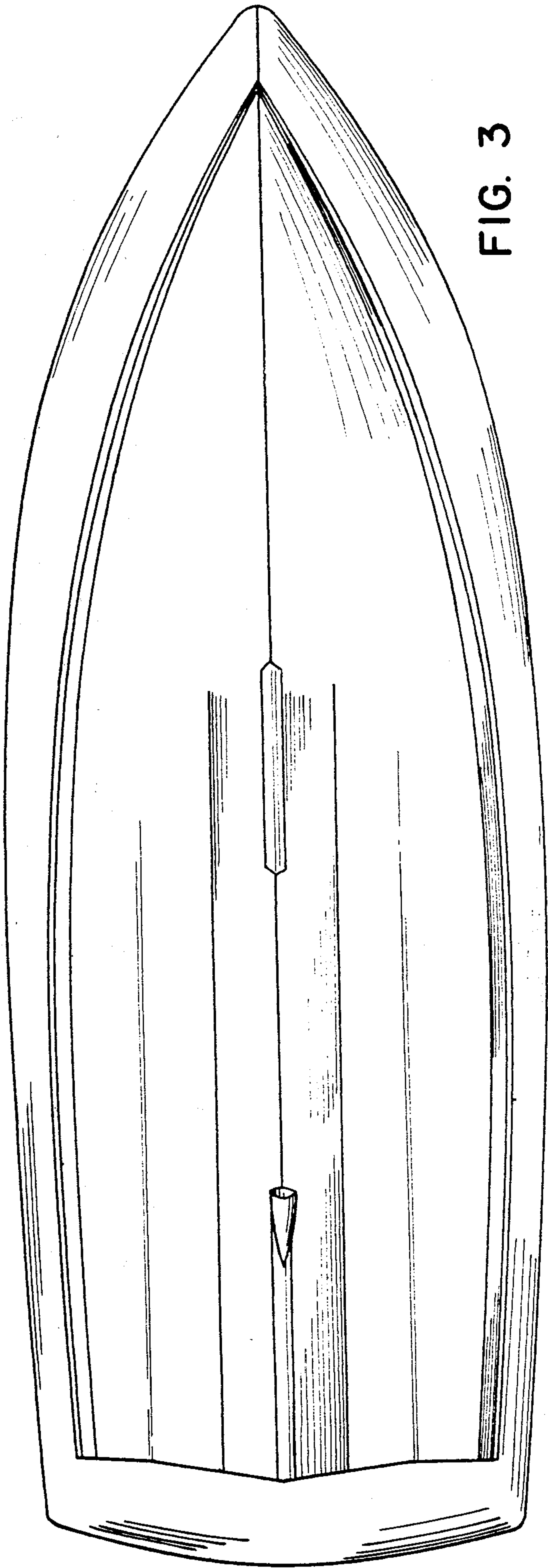


FIG. 3

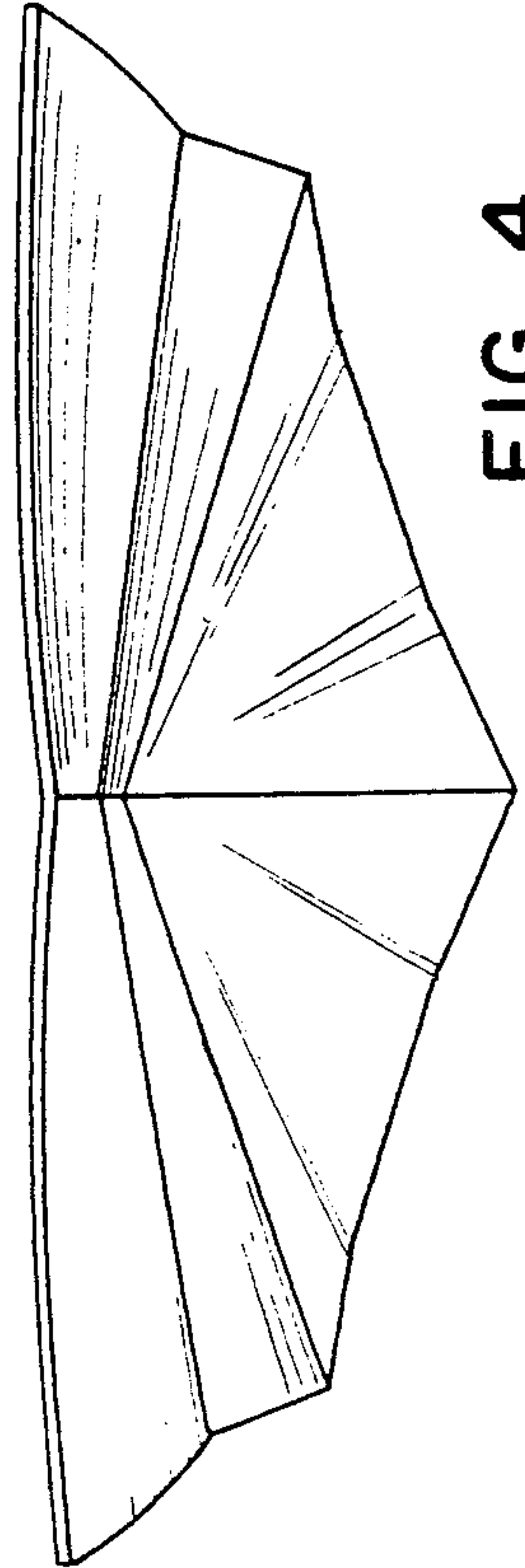


FIG. 4

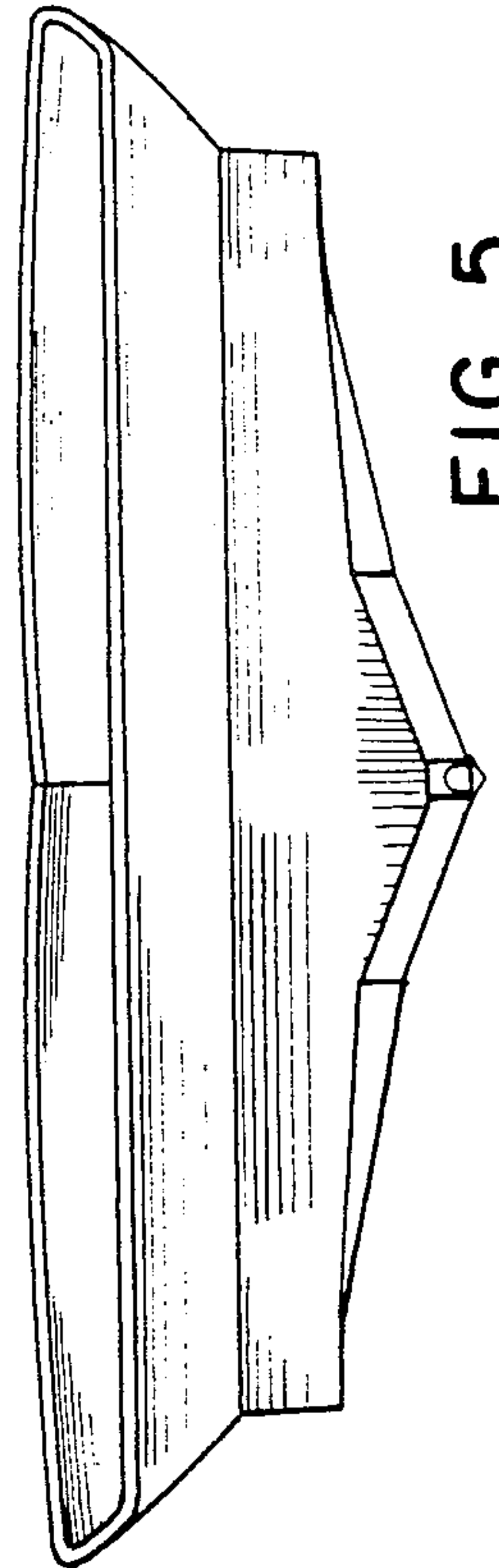


FIG. 5

