

[54] REMOVABLE GRIP SLEEVE FOR TENNIS RACKET OR THE LIKE

[76] Inventor: Albert H. Kaner, 1893 Long Pointe Dr., Bloomfield Hills, Mich. 48013

[**] Term: 14 Years

[21] Appl. No.: 454,905

[22] Filed: Dec. 30, 1982

[52] U.S. Cl. D21/222

[58] Field of Search D21/222, 212; 273/75, 273/73 J, 81 B

[56] References Cited

U.S. PATENT DOCUMENTS

D. 19,048	4/1889	Davis	D21/212
D. 240,367	6/1976	Cope	D21/222
D. 245,443	8/1977	Sweet	D21/222
1,638,454	8/1927	Papin	D21/222 X
1,664,257	8/1927	McCullough	D21/222 X

3,905,598 9/1975 Ballog 273/75

OTHER PUBLICATIONS

Golf Digest, May 1976, p. 143, top right of page.

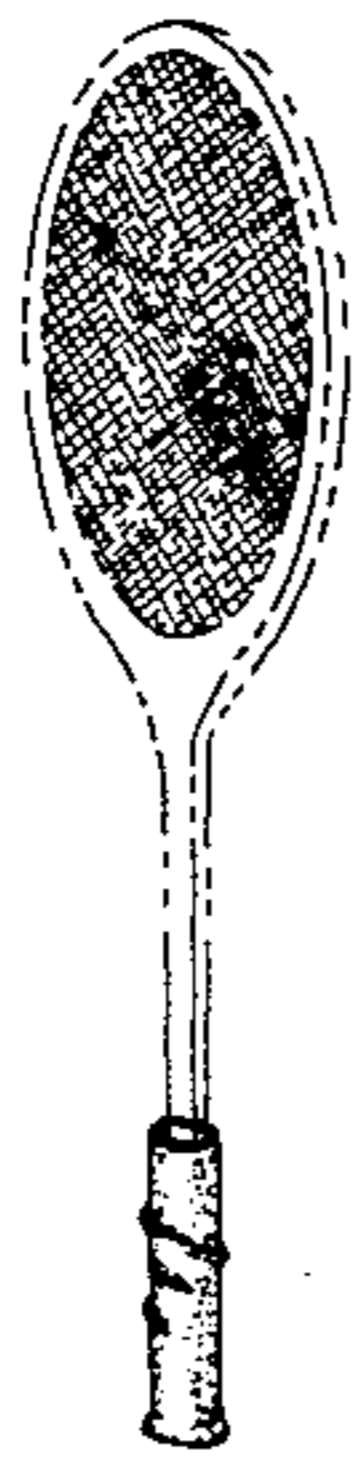
Primary Examiner—Bernard Ansher
Assistant Examiner—Theodore M. Shooman
Attorney, Agent, or Firm—Krass & Young

[57] CLAIM

The ornamental design for a removable grip sleeve for tennis racket or the like, as shown and described.

DESCRIPTION

FIG. 1 is a front perspective view of a removable grip sleeve for tennis racket or the like showing my new design, affixed to a tennis racket;
FIG. 2 is a bottom plan view thereof;
FIG. 3 is a front elevation view thereof; and
FIG. 4 is a rear elevation view thereof.
The tennis racket shown in broken lines in FIG. 1 is for illustrative purposes only.



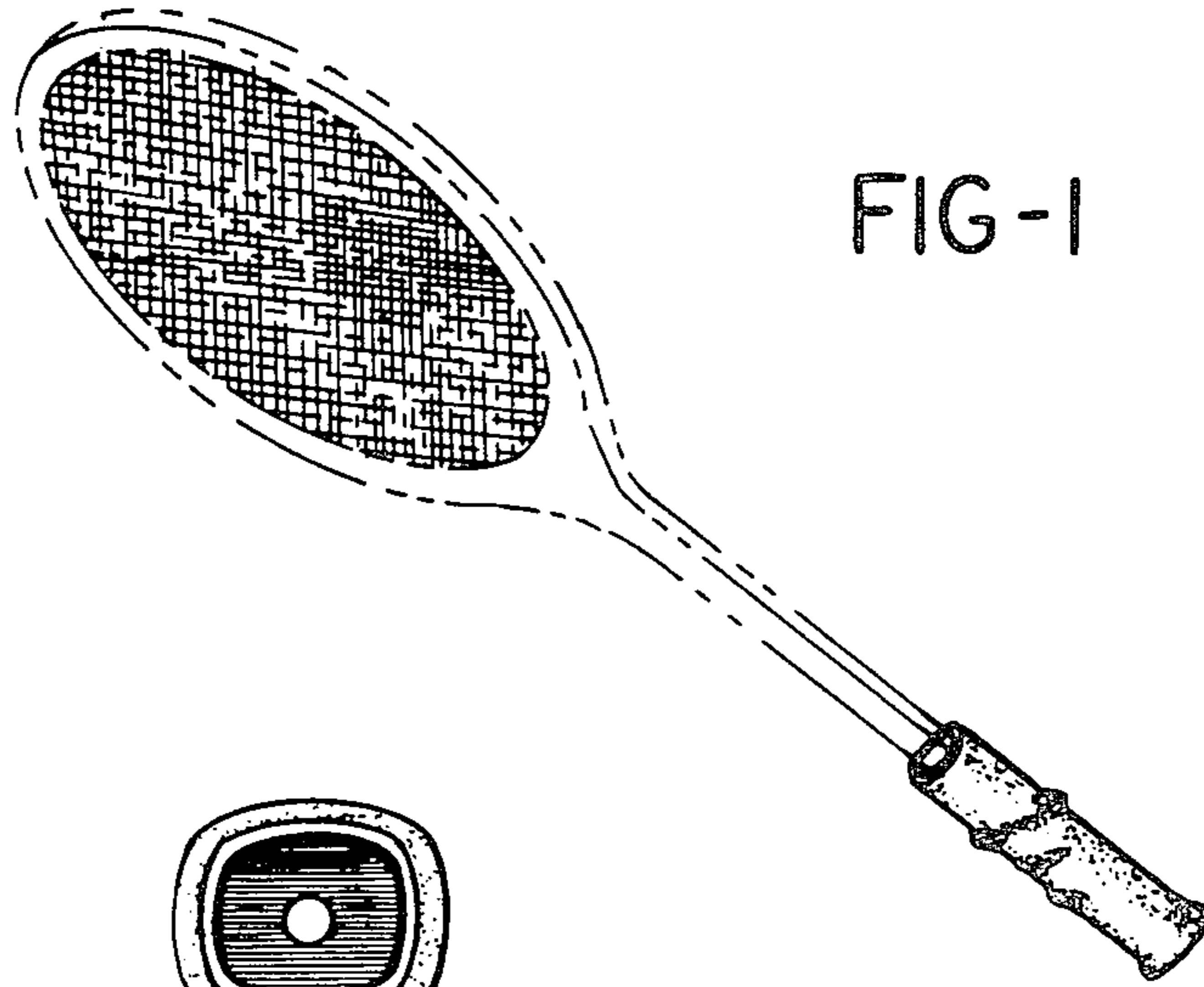


FIG-1

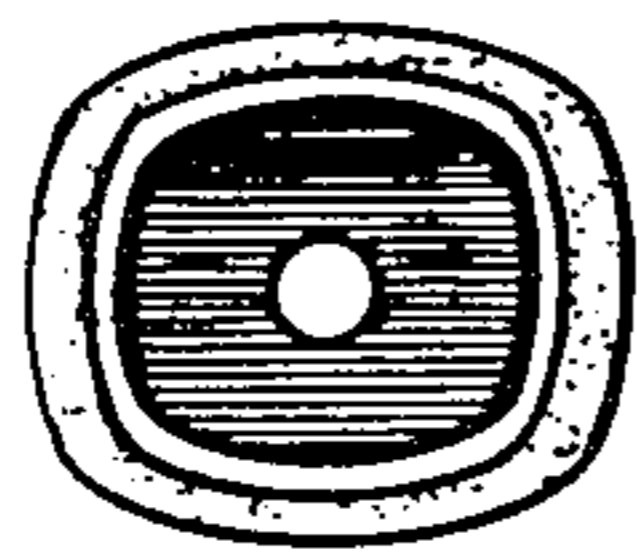


FIG-2

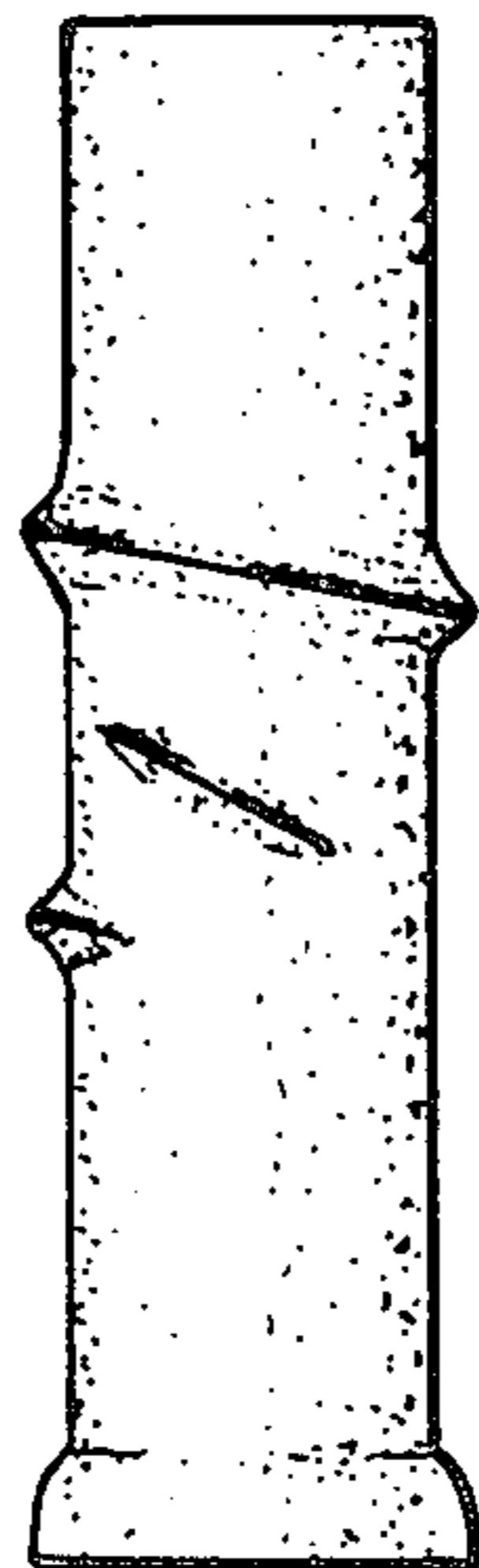


FIG-3

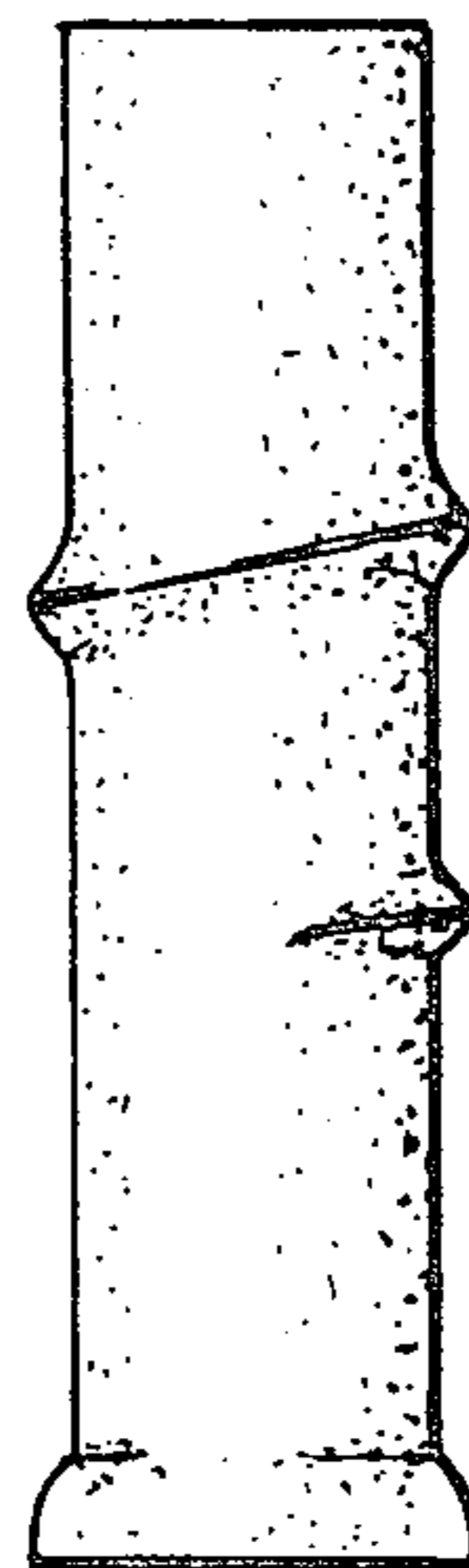


FIG-4