

[54] COMBINED CHECK AND CHECK STUB

[75] Inventor: John L. Bateman, Cockeysville, Md.

[73] Assignee: American Standard Inc., New York, N.Y.

[\*\*] Term: 14 Years

[21] Appl. No.: 647,788

[22] Filed: Sep. 6, 1984

Related U.S. Application Data

[62] Division of Ser. No. 332,280, Dec. 18, 1981, Pat. No. Des. 276,821.

[52] U.S. Cl. .... D19/11

[58] Field of Search ..... D19/1, 2, 9-11; 282/58

[56] References Cited

U.S. PATENT DOCUMENTS

1,459,702 6/1923 Cott ..... 283/58  
3,363,917 1/1968 Gunderson et al. .... D19/11

OTHER PUBLICATIONS

Biorum & Pease Cat. 68 ©1967, p. 291, Item No. 936.

Primary Examiner—George P. Word

Attorney, Agent, or Firm—Robert G. Crooks; James J. Salerno, Jr.; John P. Sinnott

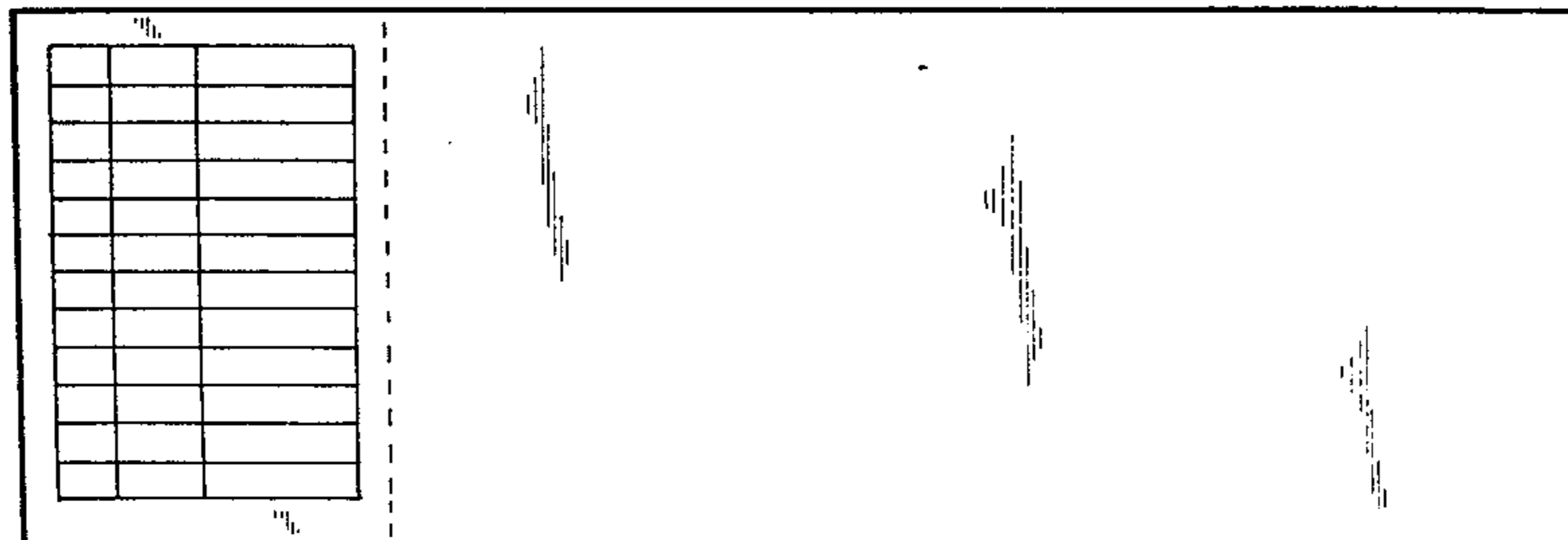
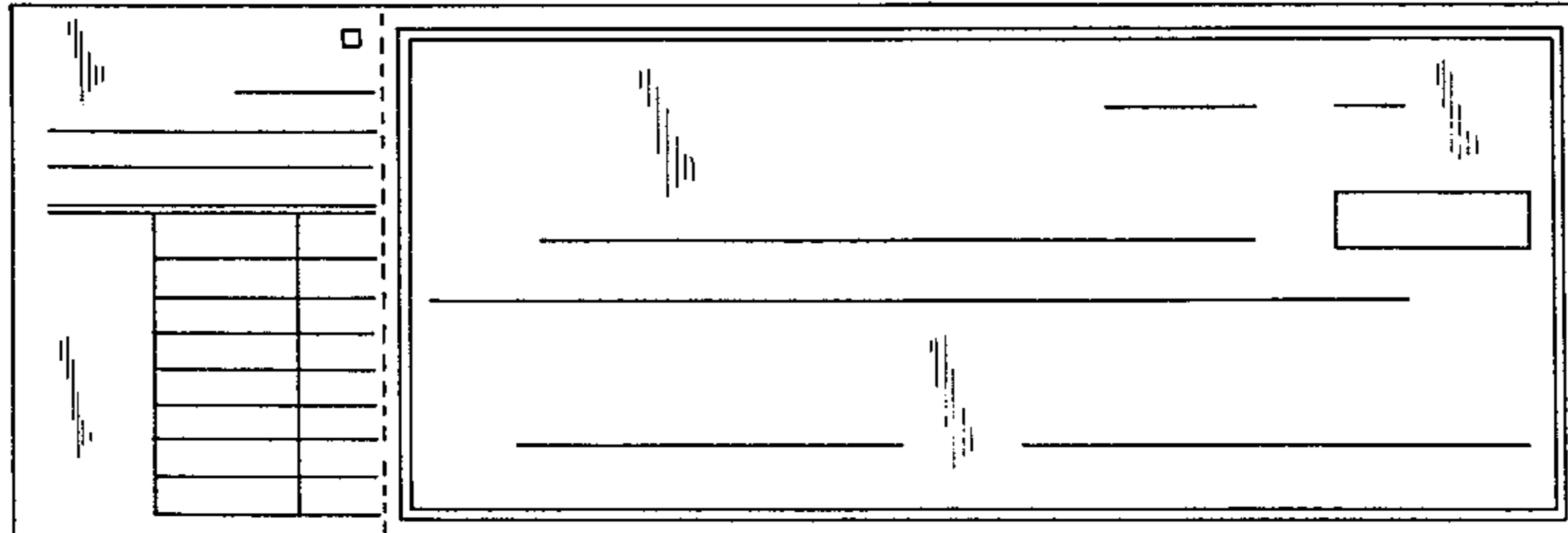
[57] CLAIM

The ornamental design for a combined check and check stub, as shown and described.

DESCRIPTION

FIG. 1 is a top plan view of a combined check and check stub showing my new design; and FIG. 2 is a bottom plan view thereof in the flipped-over position.

The checks and stubs are of conventional thickness and an end view of them would be simply a straight line.



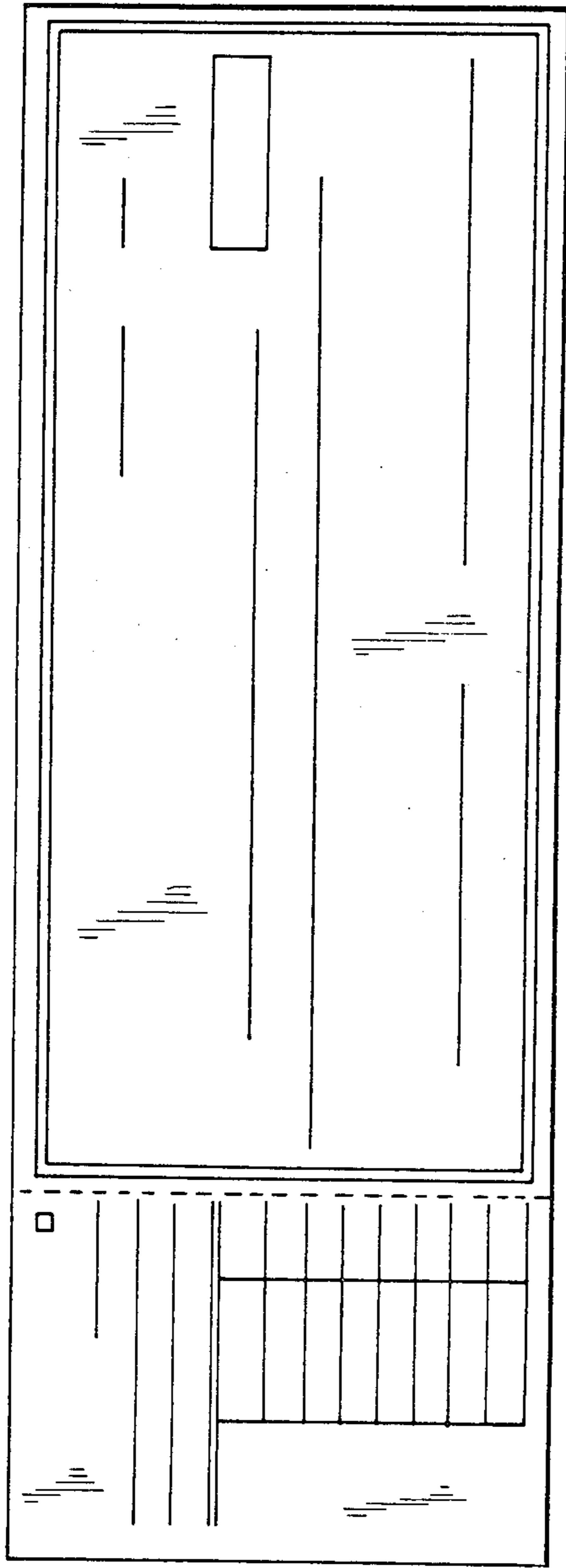


FIG. 1




FIG. 2