

[54] COMBINED STAMP AND CAP THEREFOR

[75] Inventor: Takashi Ichikawa, Nagoya, Japan

[73] Assignee: Shachihata Industry Co., Ltd., Japan

[**] Term: 14 Years

[21] Appl. No.: 524,295

[22] Filed: Aug. 18, 1983

[30] Foreign Application Priority Data

Apr. 14, 1983 [JP] Japan 58-15916

[52] U.S. Cl. D18/15; D18/18

[58] Field of Search D18/14-18,
D18/22, 99; 101/111, 327, 405, 406, 371-373

[56] References Cited

U.S. PATENT DOCUMENTS

D. 236,752 9/1975 Funahashi D18/15
3,631,799 1/1972 Funahashi 101/327

FOREIGN PATENT DOCUMENTS

54-499952 4/1979 Japan .
55-531620 5/1980 Japan .

Primary Examiner—Louis S. Zarfes
Attorney, Agent, or Firm—Brumbaugh, Graves,
Donohue & Raymond

[57] CLAIM

The ornamental design for a combined stamp and cap therefor, as shown and described.

DESCRIPTION

FIG. 1 is a perspective view of a combined stamp and cap therefor showing my new design;
FIG. 2 is a rear elevational view;
FIG. 3 is a left side elevational view; the right side being a mirror image;
FIG. 4 is a top plan view;
FIG. 5 is a bottom plan view;
FIG. 6 is an exploded perspective view thereof;
FIG. 7 is a front elevational view of the stamp alone;
FIG. 8 is a rear elevational view thereof;
FIG. 9 is a left side elevational view thereof; the right side being a mirror image;
FIG. 10 is a top plan view thereof;
FIG. 11 is a bottom plan view thereof;
FIG. 12 is a top plan view of the cap alone; and
FIG. 13 is a cross sectional view taken on line 13—13 of the FIG. 4.




FIG. 1




FIG. 2




FIG. 3




FIG. 4

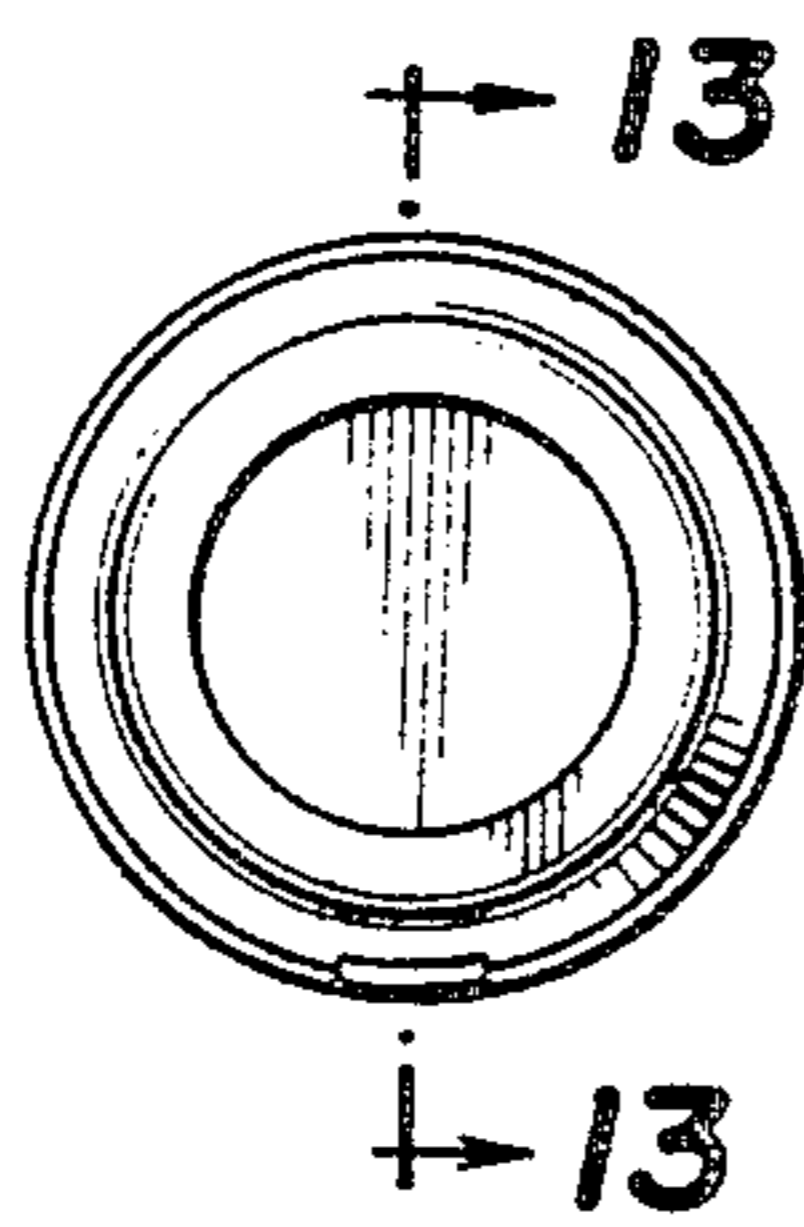


FIG. 5

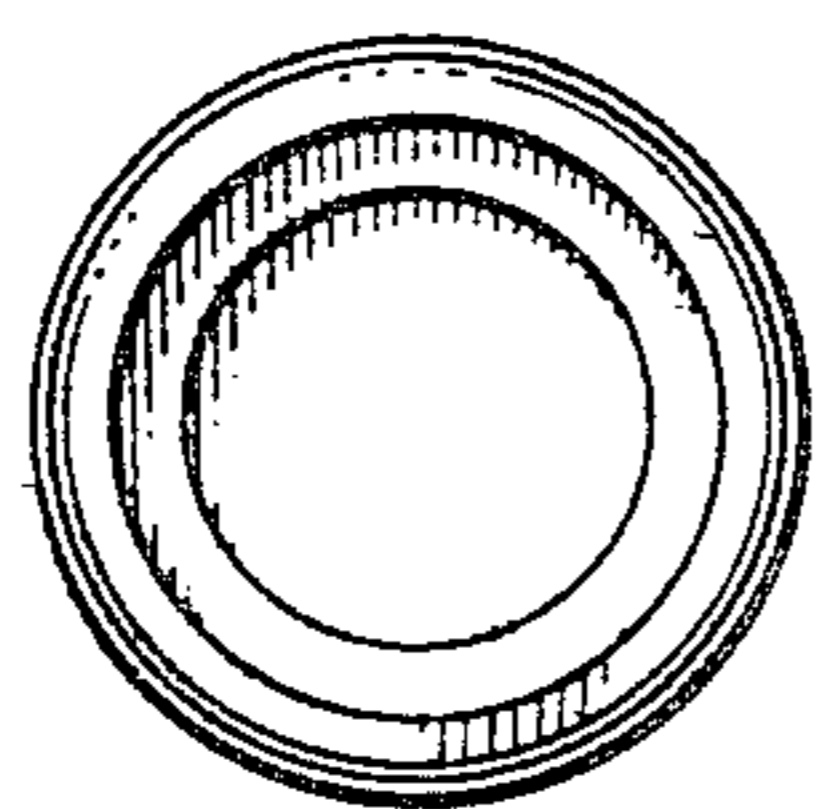


FIG. 13

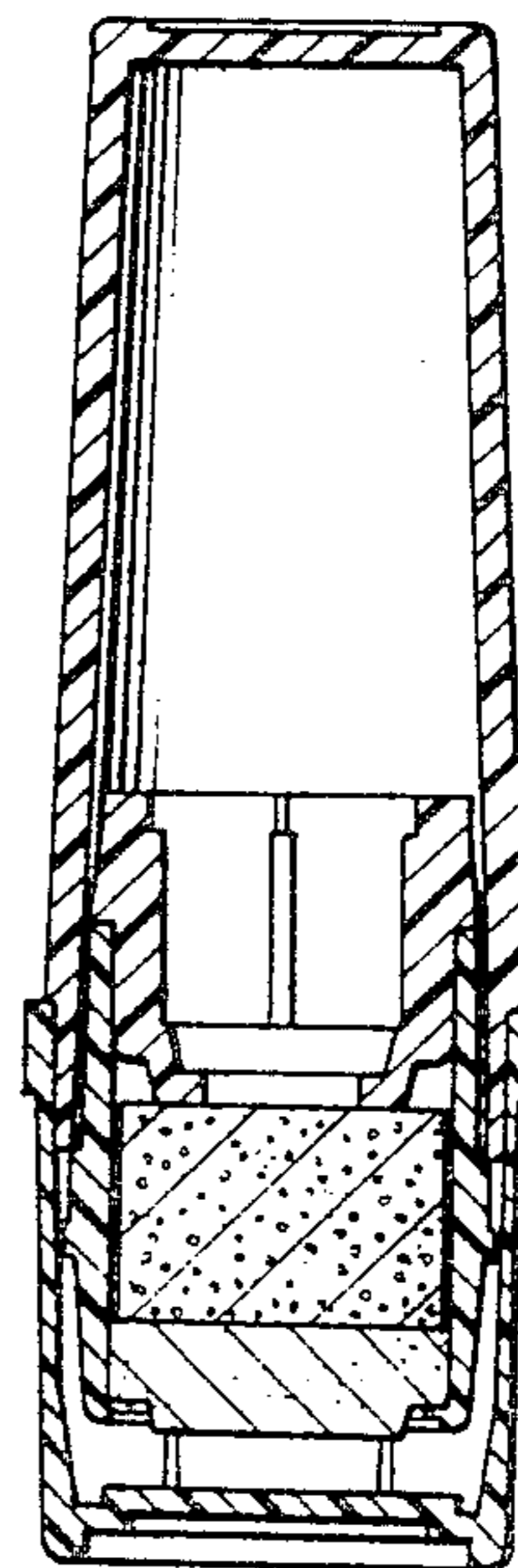


FIG. 6




FIG. 7




FIG. 8




FIG. 9




FIG. 10

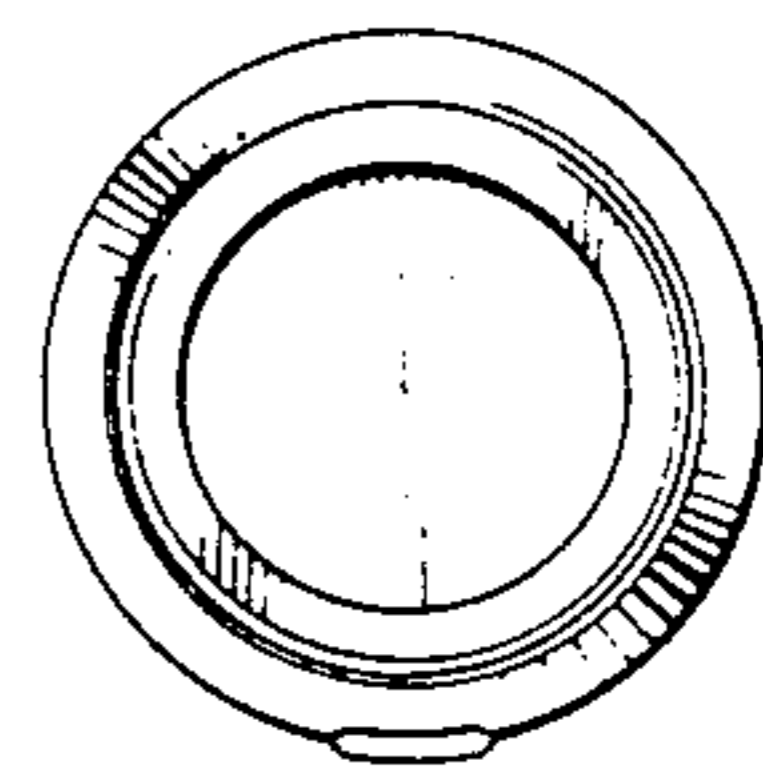


FIG. 12

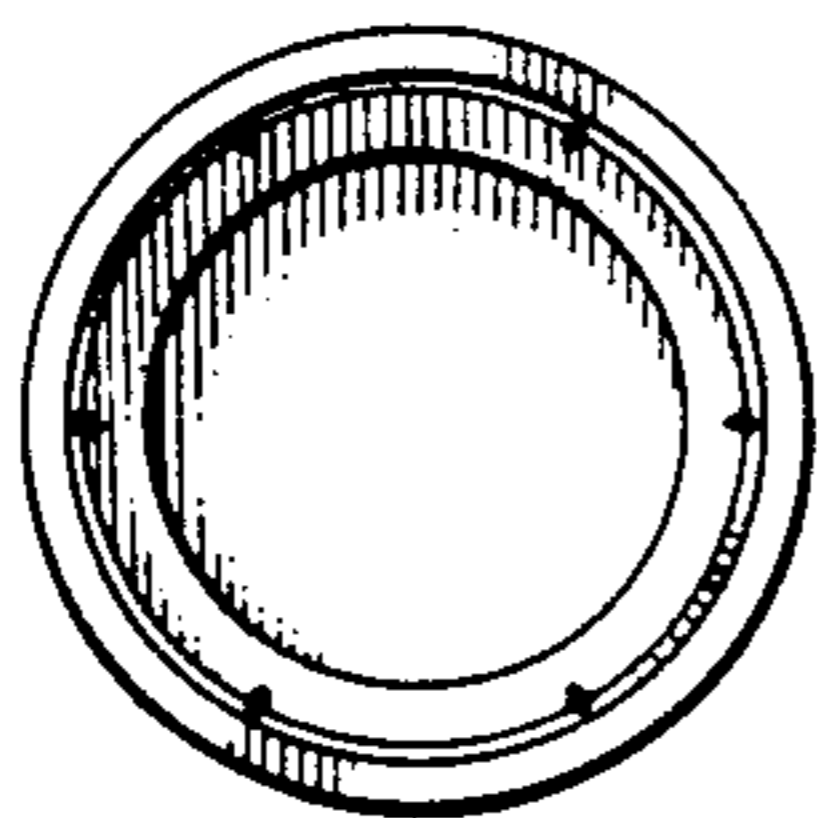


FIG. 11

