

[54] **SHOE SOLE**

[75] **Inventor: Jerry D. Stubblefield, Portland, Oreg.**

[73] **Assignee: Pensa, Inc., Portland, Oreg.**

[\*\*] **Term: 14 Years**

[21] **Appl. No.: 551,895**

[22] **Filed: Nov. 15, 1983**

[52] **U.S. Cl. .... D2/320**

[58] **Field of Search ..... D2/319, 320, 321, 322,  
D2/309, 310, 311; 36/32 R, 25 R, 59 R, 59 C,  
59 A, 128**

[56] **References Cited**

**U.S. PATENT DOCUMENTS**

D. 247,658	4/1978	Keen .....	D2/320
D. 266,371	10/1982	Stubblefield .....	D2/320
D. 272,580	2/1984	Stubblefield .....	D2/320
1,605,947	9/1925	Heady .	
2,468,886	5/1949	Lutey .....	D2/320 X
3,494,055	2/1970	McSorley .....	D2/319 X

4,130,947 12/1978 Denu .  
4,335,530 6/1982 Stubblefield .

**OTHER PUBLICATIONS**

*Footwear News Magazine*—3/84—p. 28—Shoe Sole at upper—right.

*Primary Examiner*—Nelson C. Holtje  
*Attorney, Agent, or Firm*—Saidman, Sterne, Kessler & Goldstein

[57] **CLAIM**

The ornamental design for a shoe sole, as shown and described.

**DESCRIPTION**

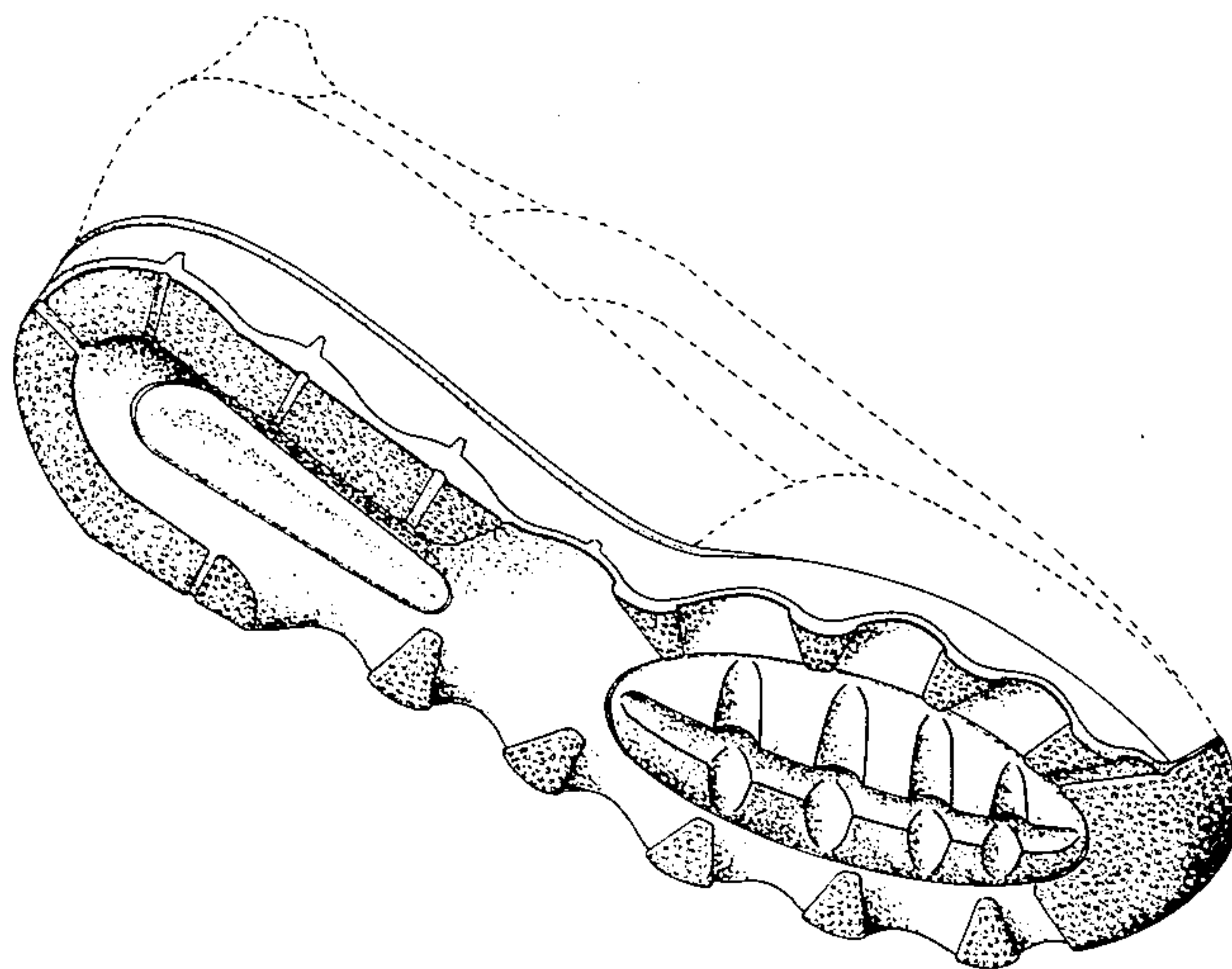
FIG. 1 is a perspective view of a shoe sole showing my new design, the broken line showing of a shoe being environmental only and forms no part of the claimed design;

FIG. 2 is a bottom plan view thereof;

FIG. 3 is a top plan view thereof;

FIG. 4 is a right side elevational view thereof; and

FIG. 5 is a left side elevational view thereof.



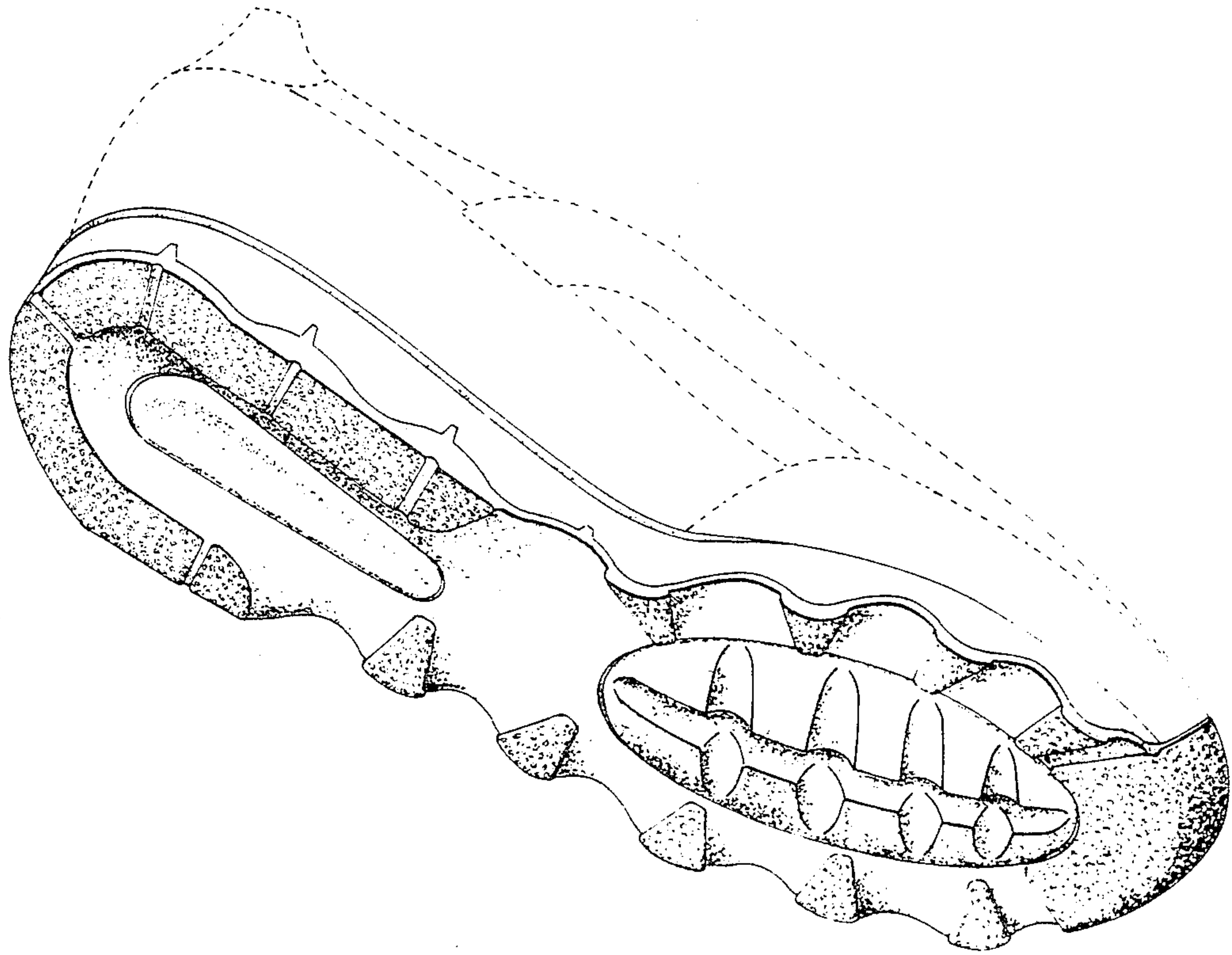


FIG. 1

FIG. 2

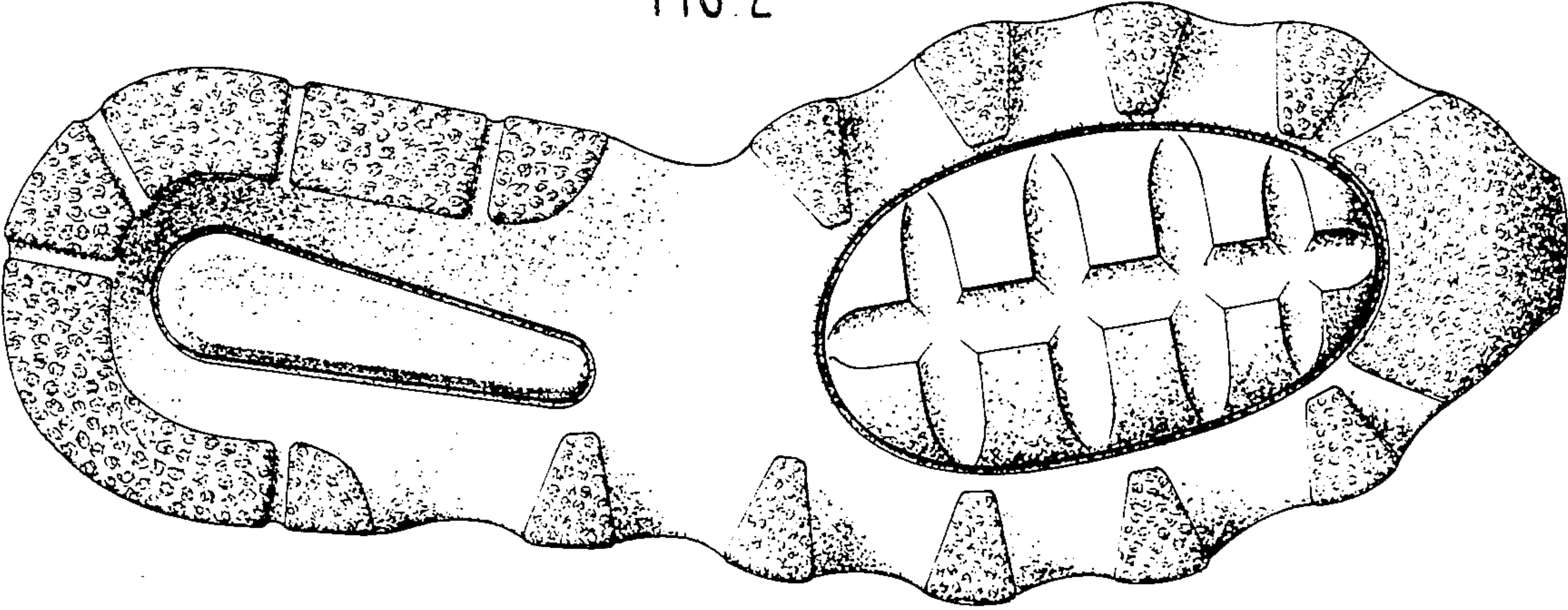


FIG. 3

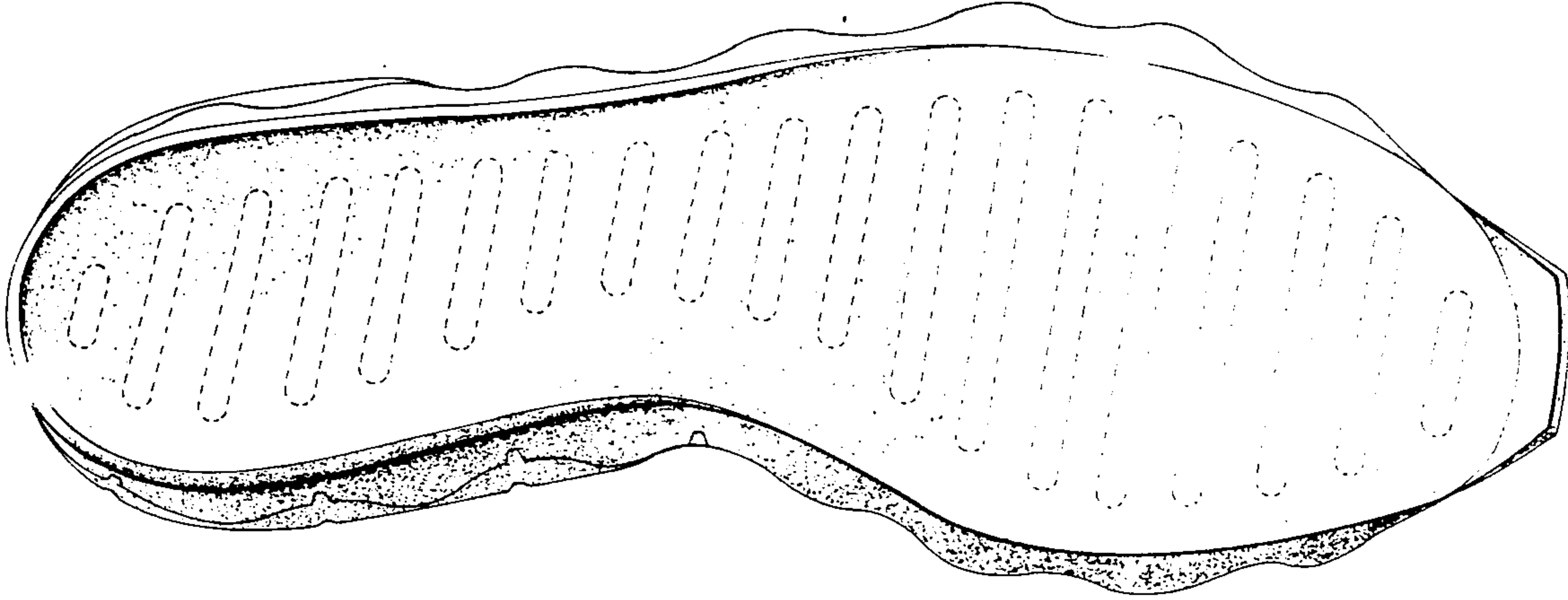


FIG. 4

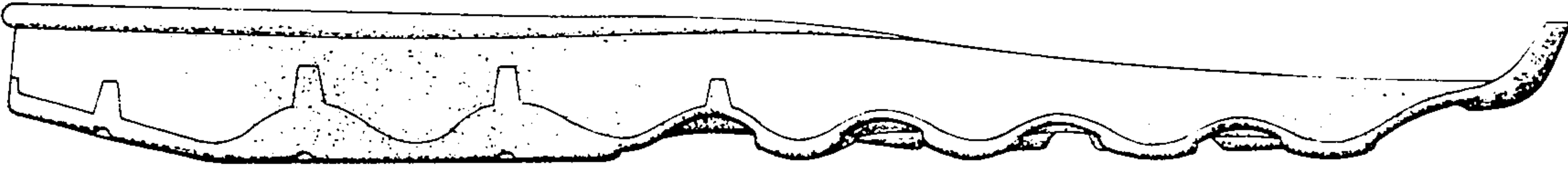


FIG. 5

