

[54] SWITCHPLATE FOR CIRCUIT BREAKER COMPARTMENTS

[75] Inventors: Andre J. M'Sadoques, Southington; John A. Morby, Farmington, both of Conn.

[73] Assignee: General Electric Company, New York, N.Y.

[**] Term: 14 Years

[21] Appl. No.: 459,001

[22] Filed: Jan. 17, 1983

[52] U.S. Cl. D8/353; D13/34

[58] Field of Search D8/350-353; D13/34; 335/6; 174/66; 292/357; 220/241

[56] References Cited

U.S. PATENT DOCUMENTS

- D. 141,030 4/1945 Wheeler D8/353
- D. 154,676 8/1949 Guild D8/353
- D. 232,346 8/1974 Cali D8/353

- D. 241,510 9/1976 Fisher D8/353
- D. 248,933 8/1978 Lipten D8/353
- D. 254,666 4/1980 Morby D13/34
- 3,106,621 10/1963 Brono D13/34

Primary Examiner—B. J. Bullock
Attorney, Agent, or Firm—Richard Menelly; Walter Bernkopf; Fred Jacob

[57] CLAIM

The ornamental design for a switchplate for circuit breaker compartments.

DESCRIPTION

FIG. 1 is a front elevational view of a switchplate for circuit breaker compartments showing our new design; FIG. 2 is a side elevational view taken from the left of FIG. 1; FIG. 3 is a rear elevational view thereof; FIG. 4 is a side elevational view taken from the right of FIG. 1; FIG. 5 is a front, top perspective view thereof; FIG. 6 is a rear, top perspective view thereof; FIG. 7 is a rear, bottom perspective view thereof.





Fig. 1.

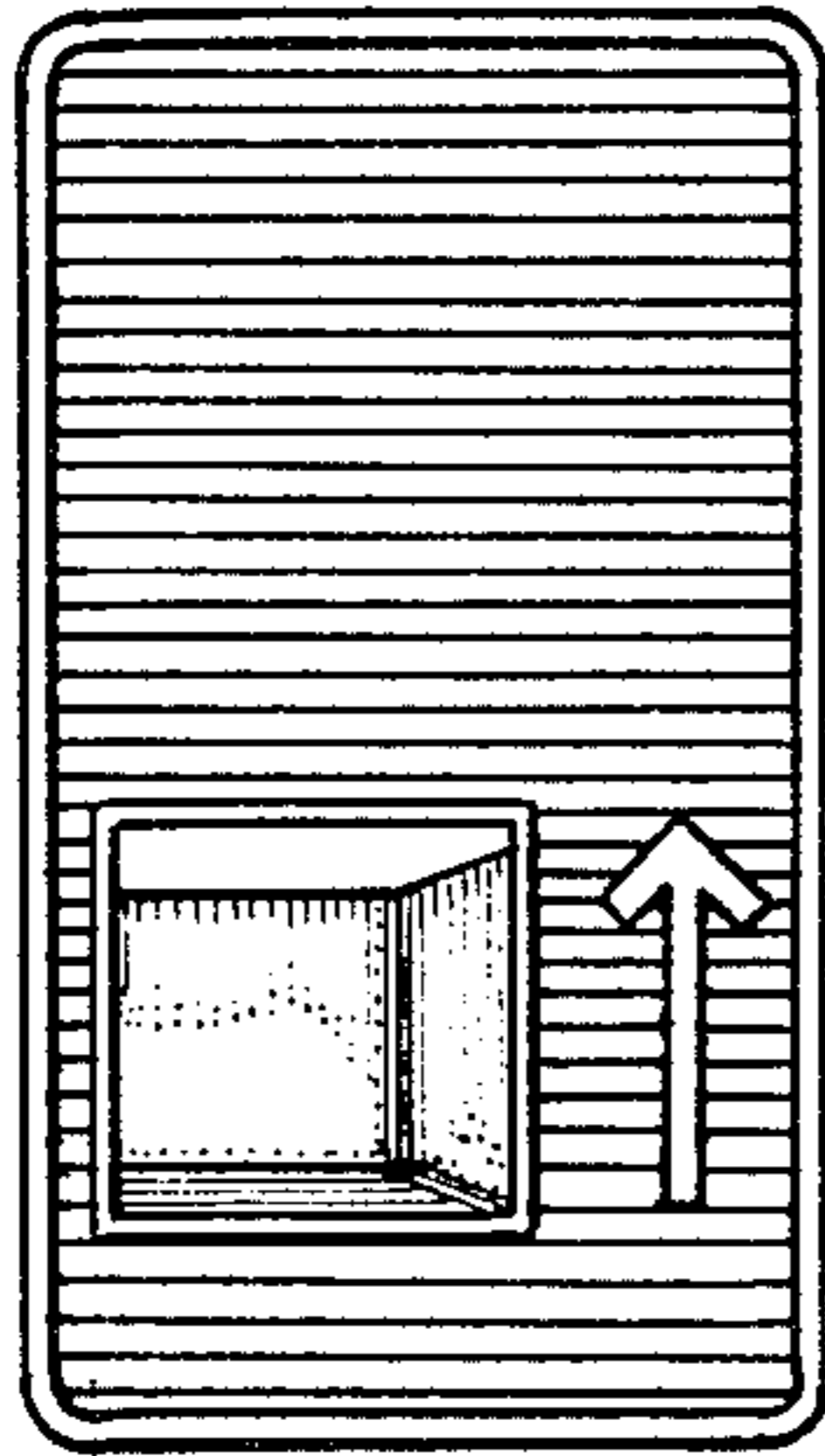


Fig. 2.

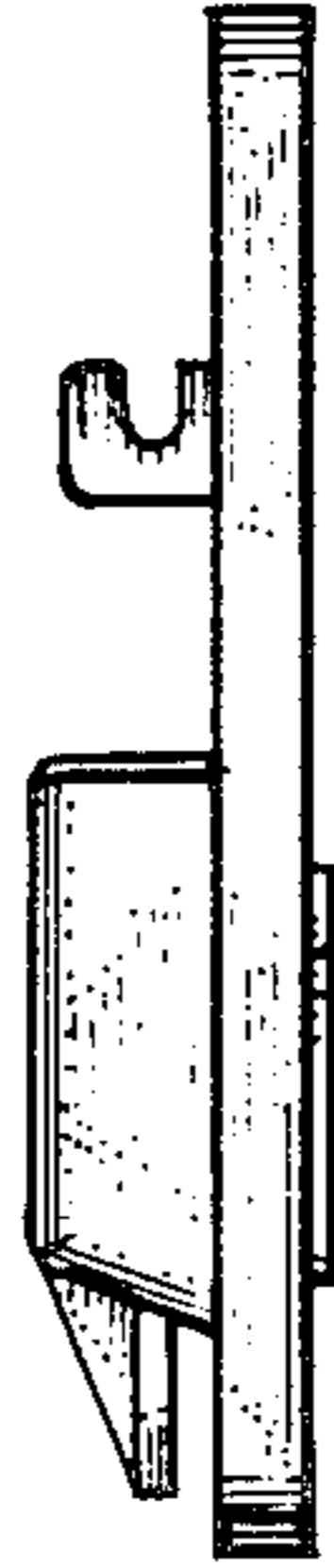


Fig. 3.

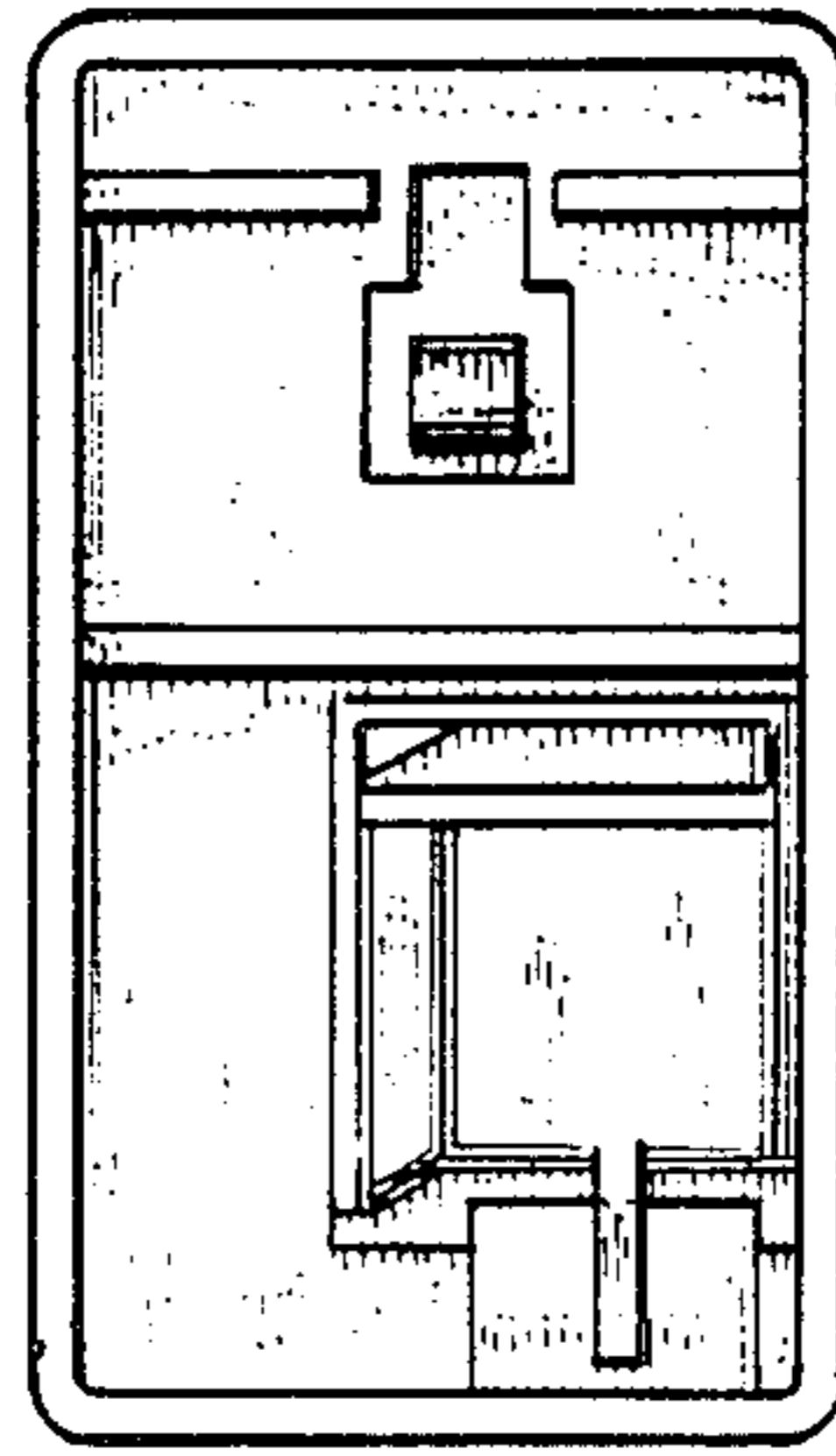


Fig. 4.




Fig. 5.




Fig. 6.




Fig. 7.

