

[54] HANDLE FED PAINT ROLLER OR SIMILAR ARTICLE OF MANUFACTURE

2,743,469 5/1956 Ditch ..... 401/197  
2,751,618 6/1956 Pruitt ..... 15/230.11 X

[75] Inventors: David C. Miller; Robert E. Dawson, both of Ridgefield; Thomas J. Pendleton, North Wilton; Jacob A. Krapowicz, Ridgefield, all of Conn.

Primary Examiner—Catherine E. Kemper  
Attorney, Agent, or Firm—Hill, Van Santen, Steadman & Simpson

[73] Assignee: Wagner Spray Tech Corporation, Minneapolis, Minn.

[57] CLAIM

The ornamental design for a handle fed paint roller or similar article of manufacture, substantially as shown.

[\*\*] Term: 14 Years

DESCRIPTION

[21] Appl. No.: 523,381

[22] Filed: Aug. 15, 1983

[52] U.S. Cl. .... D4/122

[58] Field of Search ..... D4/122, 123; 15/230.11; 401/197, 203, 204, 218-220

FIG. 1 is a side elevational view of a handle fed paint roller or similar article of manufacture, showing our new design;

FIG. 2 is a side elevational view thereof taken from the right hand side of FIG. 1;

FIG. 3 is a side elevational view thereof taken from the left hand side of FIG. 1;

FIG. 4 is a top plan view thereof;

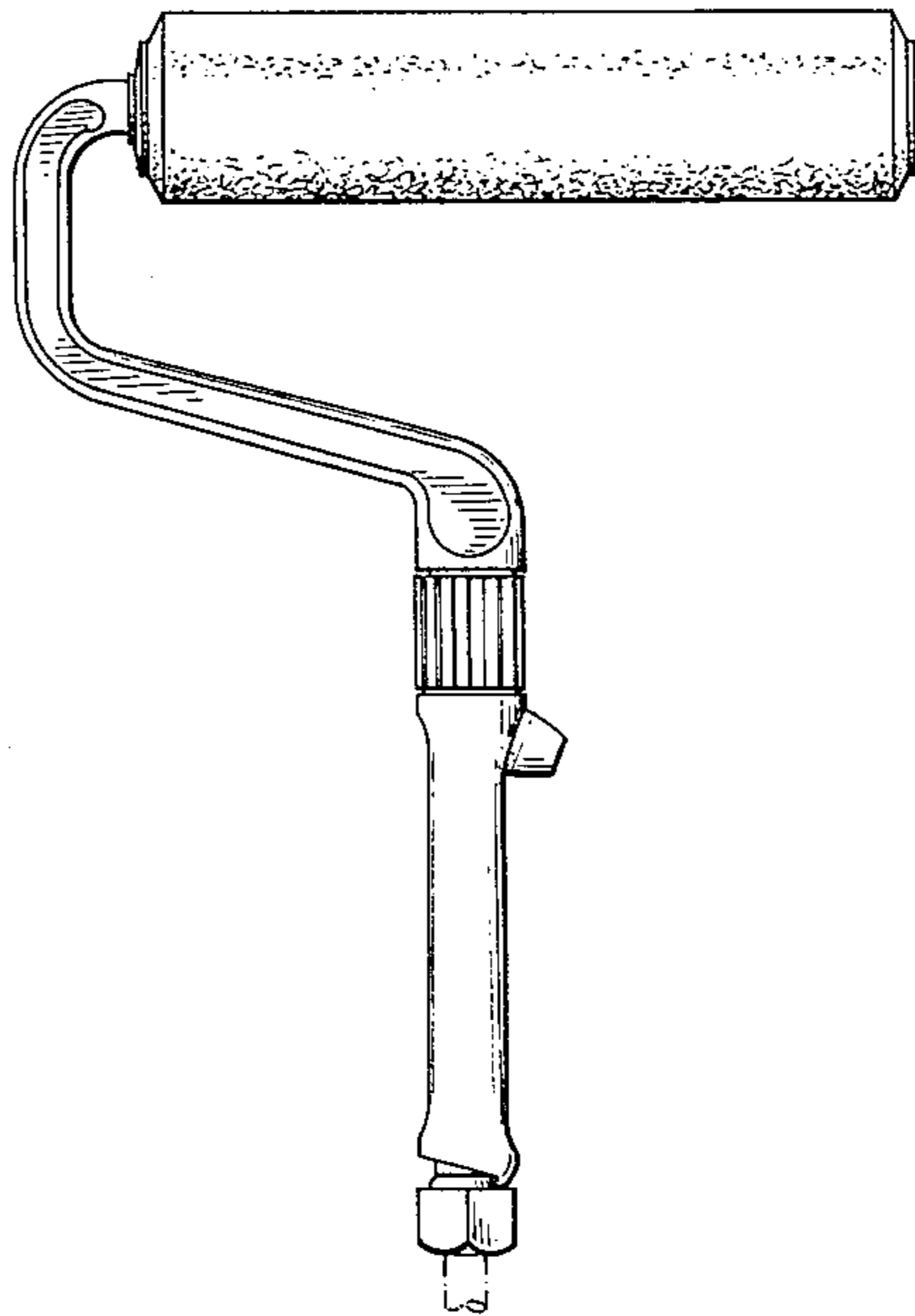
FIG. 5 is a bottom plan view thereof;

FIG. 6 is a side elevational view shown with the lower portion of the handle rotated 90°.

[56] References Cited

U.S. PATENT DOCUMENTS

2,478,318 8/1949 Raub, Jr. .... 401/204 X  
2,654,107 10/1953 Magoon ..... 15/230.11 X



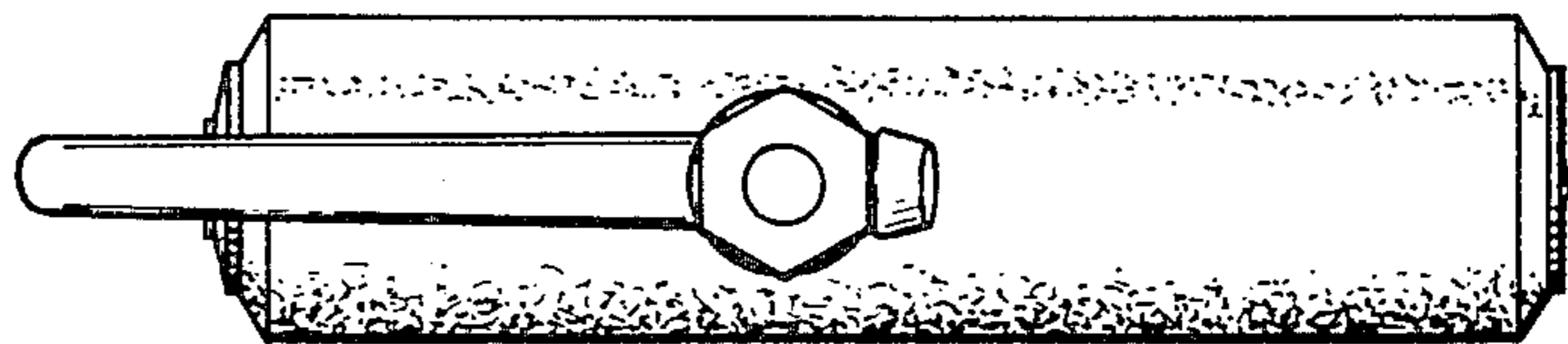

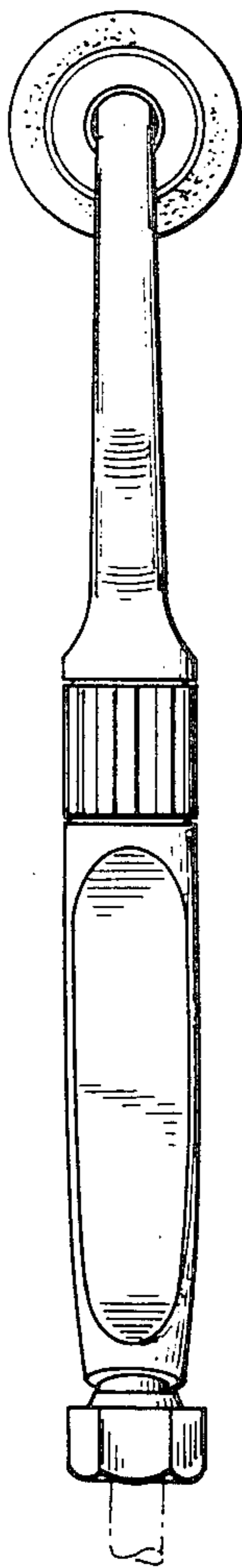
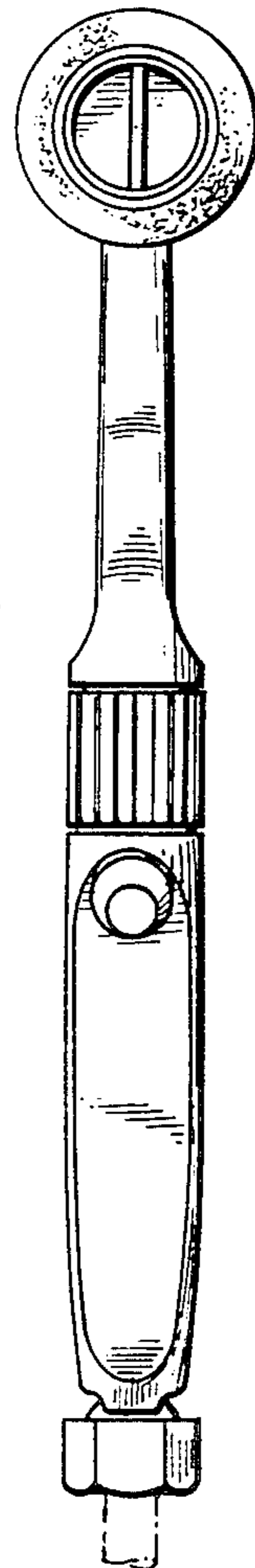
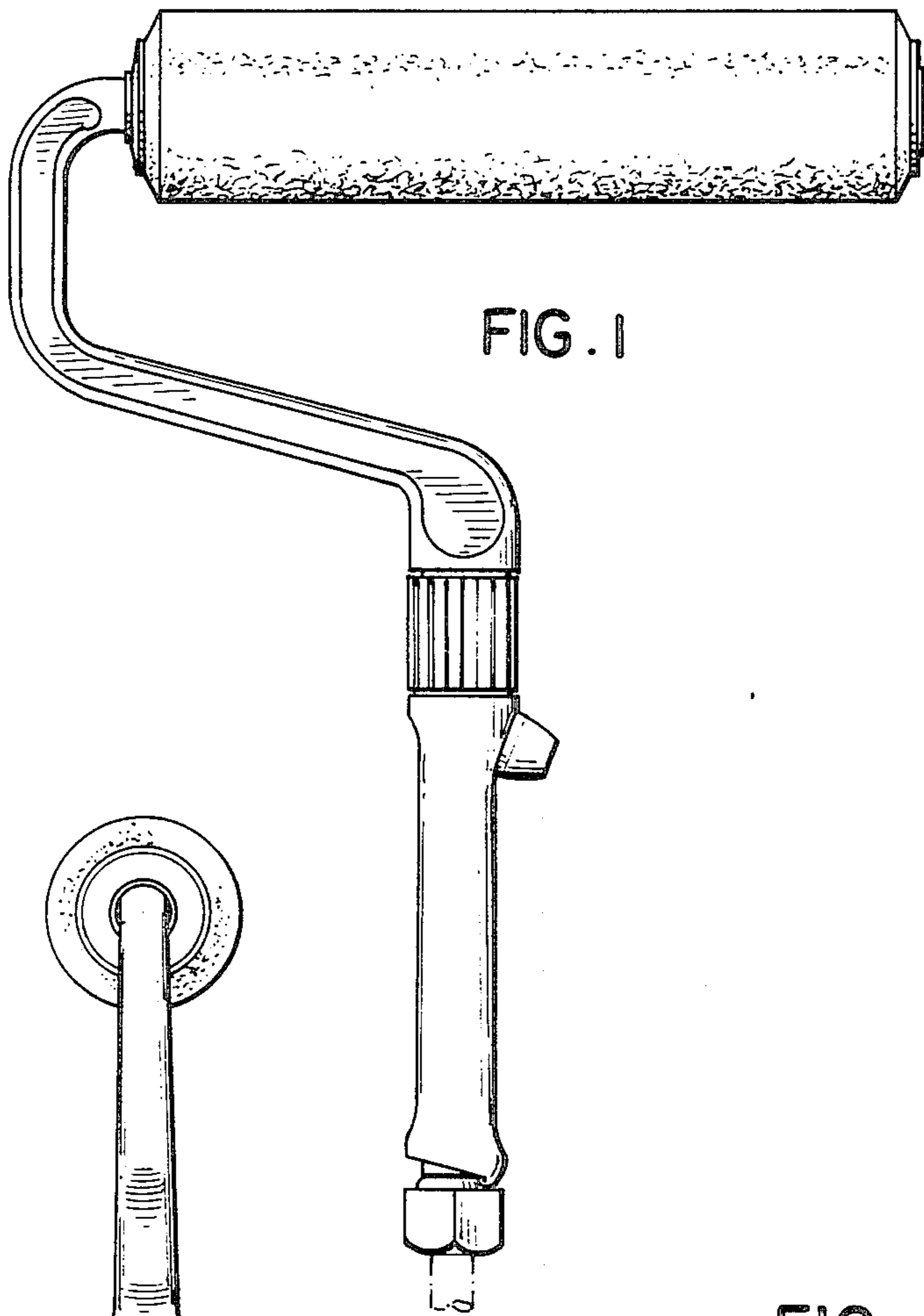


FIG. 6

