

[54] EXPANDABLE HAND AND SHOULDER DUFFLE BAG

[75] Inventor: James H. Allen, Covington, Ky.  
[73] Assignee: 'totes', incorporated, Loveland, Ohio  
[\*\*] Term: 14 Years  
[21] Appl. No.: 486,052  
[22] Filed: Apr. 18, 1983  
[52] U.S. Cl. .... D3/71; D3/77  
[58] Field of Search ..... D3/30.1, 35, 36, 42, D3/48, 53, 71, 76, 77; 190/100-104, 109, 114, 115

[56] References Cited

U.S. PATENT DOCUMENTS

D. 231,042	3/1974	Lee	.....	D3/71
D. 231,868	6/1974	Ohyama	.....	D3/71
D. 231,869	6/1974	Ohyama	.....	D3/71
D. 266,034	9/1982	Zoland	.....	D3/71
D. 268,879	5/1983	Outcalt	.....	D3/48
D. 273,166	3/1984	Koves	.....	D3/71
3,830,348	8/1974	Ohyama	.	
3,989,080	11/1976	Koszegi	.	
4,011,898	3/1977	Hubbard	.	
4,081,061	3/1978	Tucker	.	

FOREIGN PATENT DOCUMENTS

4539694	6/1949	Japan	.
49-44325	12/1974	Japan	.

OTHER PUBLICATIONS

The Drawing Board, Inc. Catalog, ©1979.  
Japanese Magazine Bag In Japan, 1971.


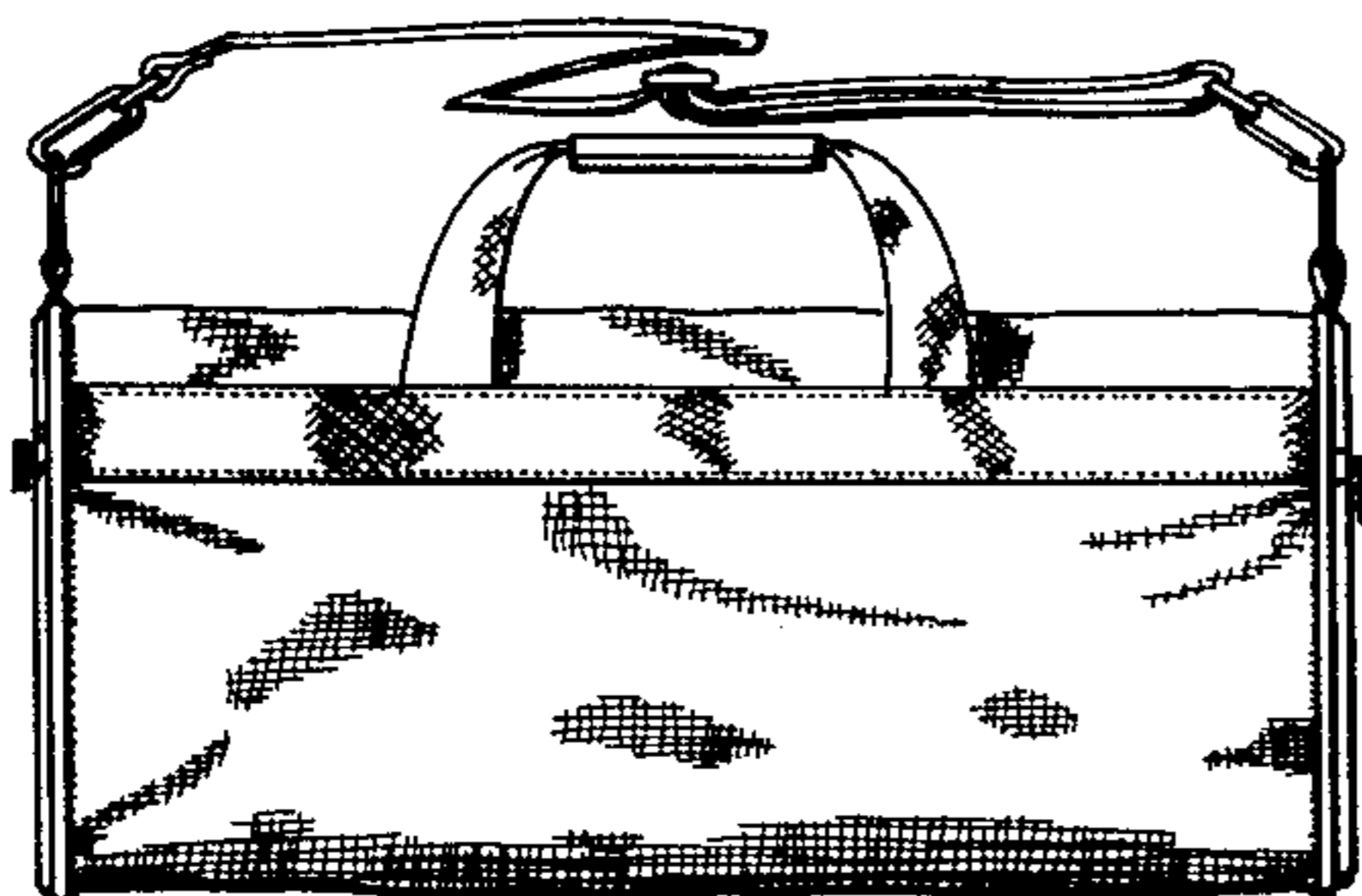
Primary Examiner—George P. Word  
Attorney, Agent, or Firm—Wood, Herron & Evans

[57] CLAIM

The ornamental design for an expandable hand and shoulder duffle bag, as shown and described.

DESCRIPTION

FIG. 1 is a side elevational view of an expandable hand and shoulder duffle bag showing my new design in its folded and closed position, the opposite side being a mirror image thereof;  
FIG. 2 is an end view of one end of the bag in its folded and closed position, the other end view of the bag in its folded and closed position being a mirror image thereof;  
FIG. 3 is a top plan view of the bag in its folded and closed position;  
FIG. 4 is a bottom plan view of the bag in its folded and closed position;  
FIG. 5 is a side elevational view of the bag in its unfolded and expanded position, the bag being shown with a shoulder strap attached, and the other side elevational view of the bag in its unfolded and expanded position being a mirror image thereof;  
FIG. 6 is an end view of one end of the bag in its unfolded and expanded position, the shoulder strap being broken away, and the other end view of the bag in its unfolded and expanded position being a mirror image thereof;  
FIG. 7 is a top plan view of the bag in its unfolded and expanded position, the shoulder strap being broken away; and  
FIG. 8 is a bottom plan view of the bag in its unfolded and expanded position.






FIGURE 1

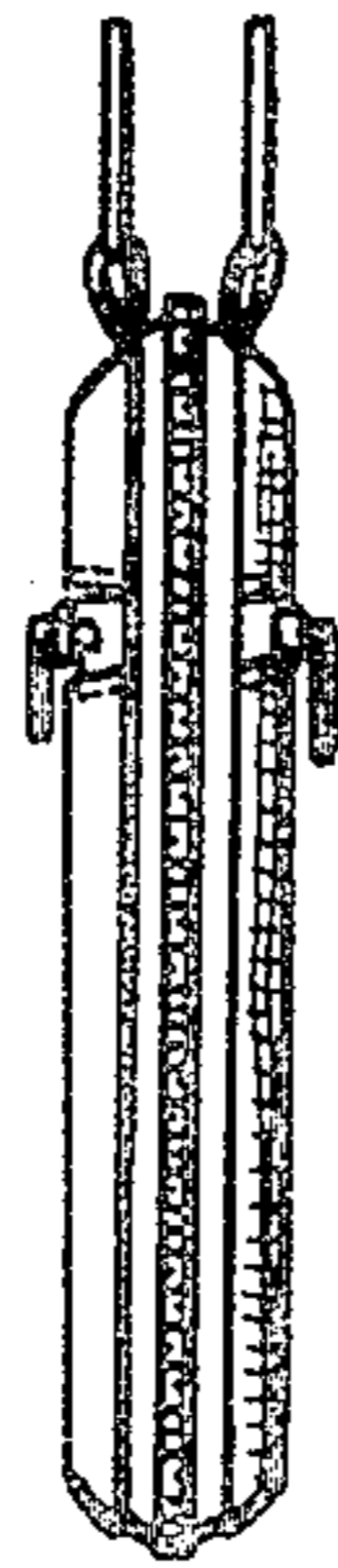


FIGURE 2

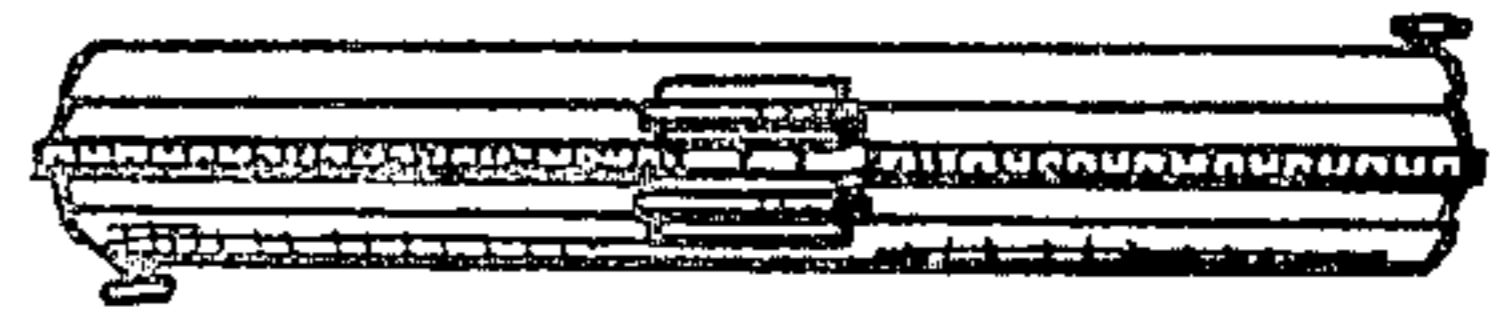


FIGURE 3




FIGURE 4

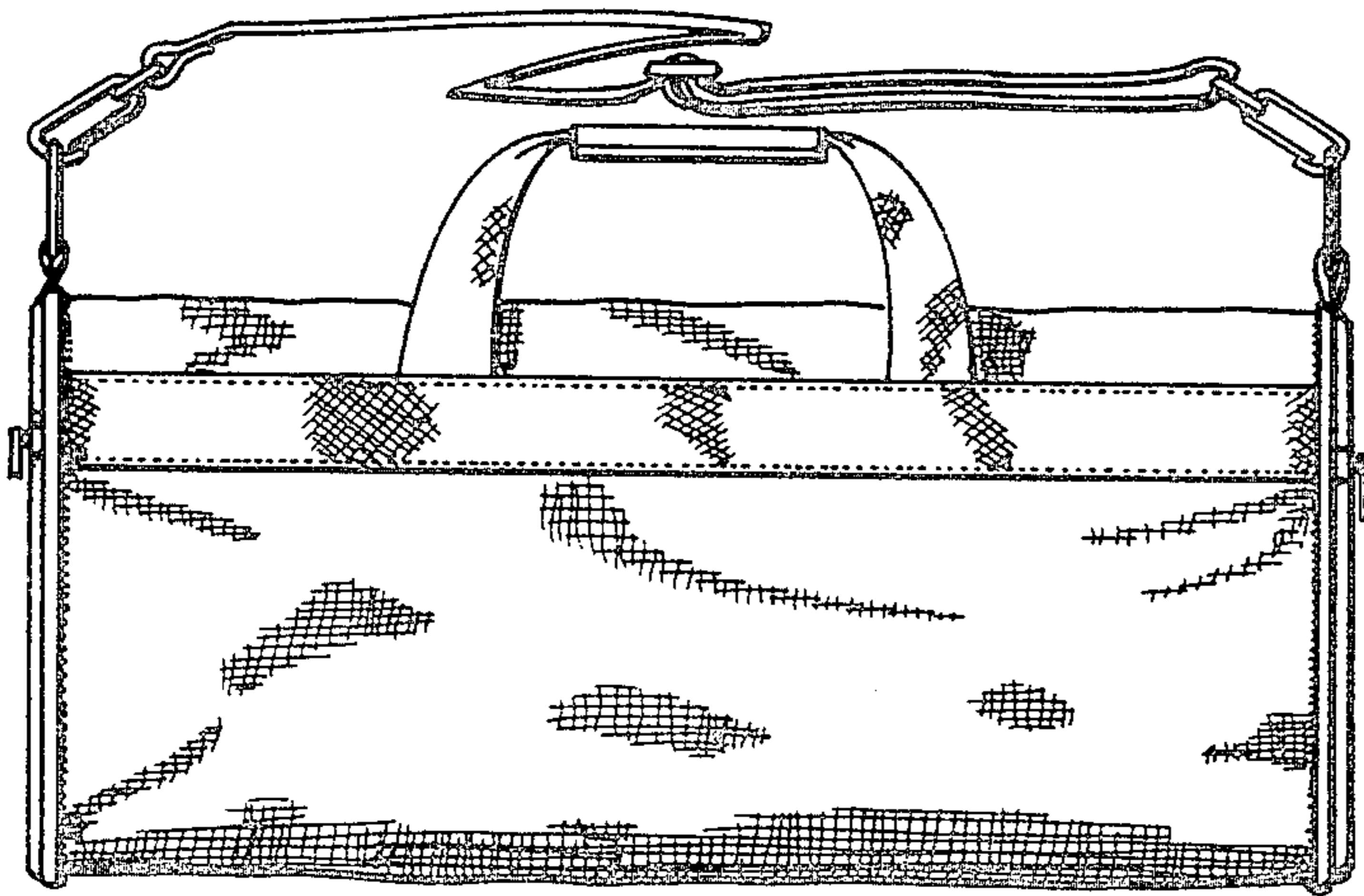


FIGURE 5

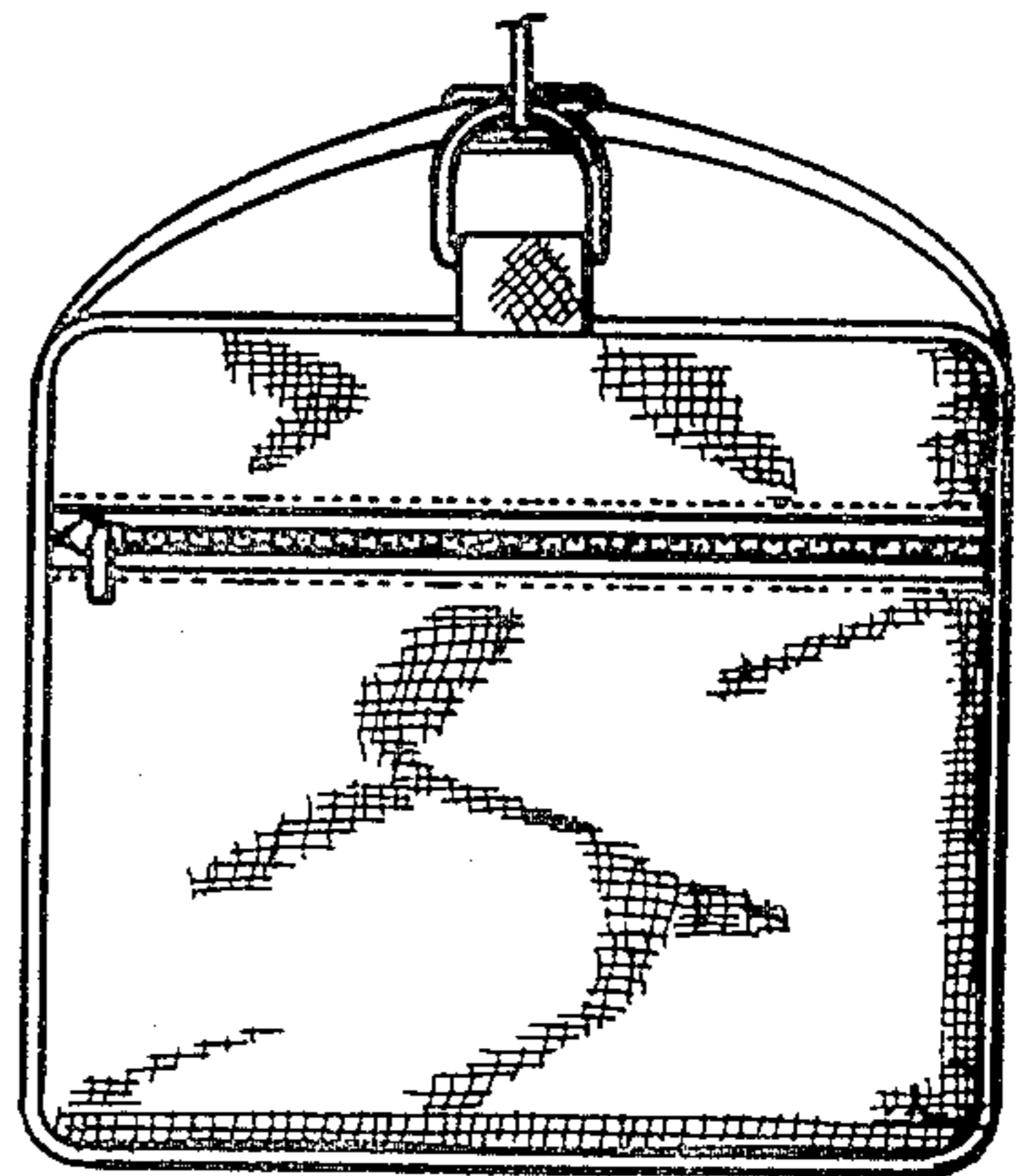


FIGURE 6

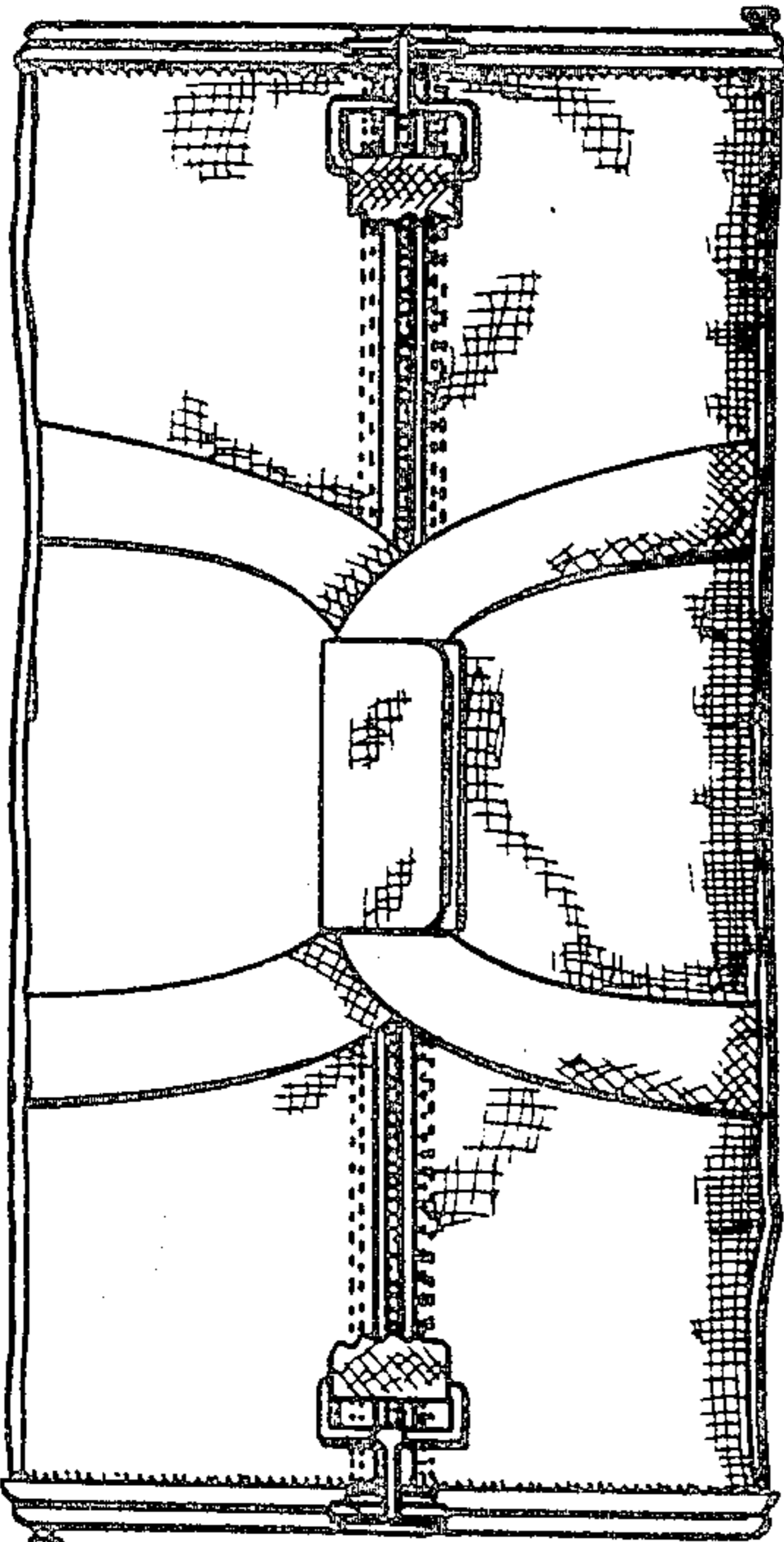


FIGURE 7




FIGURE 8