

[54] SHOE SOLE

[75] Inventor: Arnold S. Austin, East Brookfield, Mass.

[73] Assignee: Quabaug Rubber Company, North Brookfield, Mass.

[\*\*] Term: 14 Years

[21] Appl. No.: 493,249

[22] Filed: May 10, 1983

[52] U.S. Cl. .... D2/320

[58] Field of Search ..... D2/319, 320, 321, 322, D2/274; 36/32 R, 59 R, 59 A, 59 C, 29.5, 25 R, 113, 114, 115

[56] References Cited

U.S. PATENT DOCUMENTS

D. 157,989	4/1950	Lussier	.....	D2/320
D. 158,361	5/1950	Diller	.....	D2/320
D. 234,014	12/1974	Traver	.....	D2/320
D. 240,281	6/1976	Russell	.....	D2/320
D. 240,472	7/1976	Sironi	.....	D2/320

2,394,454	2/1946	Kappeler	.....	36/59 C
4,255,874	3/1981	Sironi	.....	36/32 R

FOREIGN PATENT DOCUMENTS

1146040	11/1957	France	.....	36/32 R
432510	3/1948	Italy	.....	36/59 C
280453	1/1952	Switzerland	.....	36/59 C
328731	3/1958	Switzerland	.....	36/32 R

Primary Examiner—Nelson C. Holtje  
Attorney, Agent, or Firm—Thompson, Birch, Gauthier & Samuels

[57] CLAIM

The ornamental design for a shoe sole, as shown and described.

DESCRIPTION

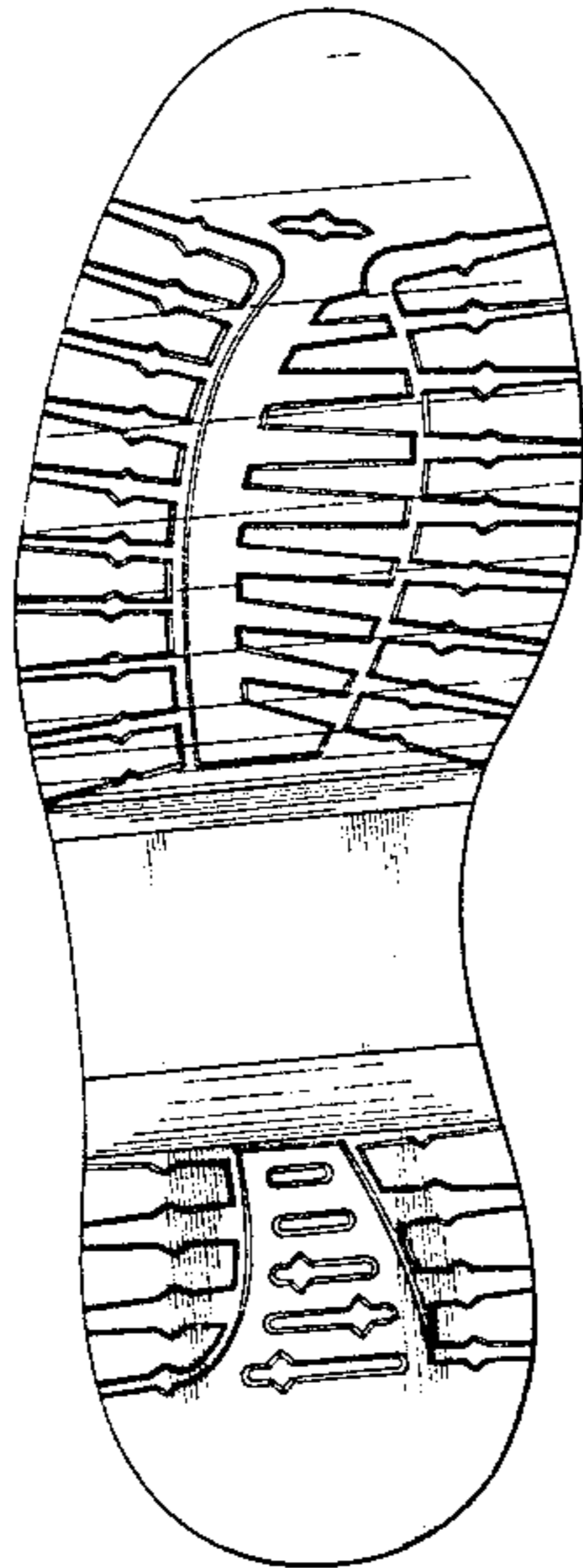
FIG. 1 is a bottom plan view of a shoe sole showing our new design;

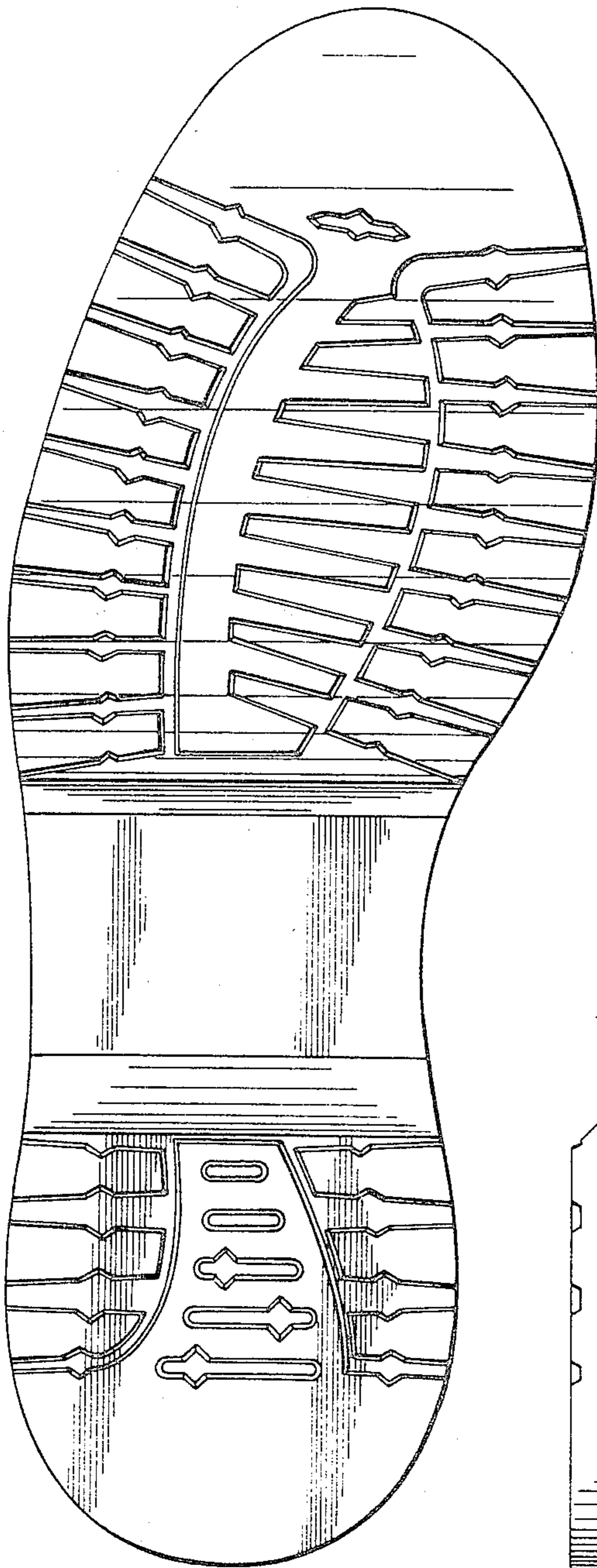
FIG. 2 is a right side elevational view thereof, the left side being substantially a mirror image thereto;

FIG. 3 is a top plan view thereof;

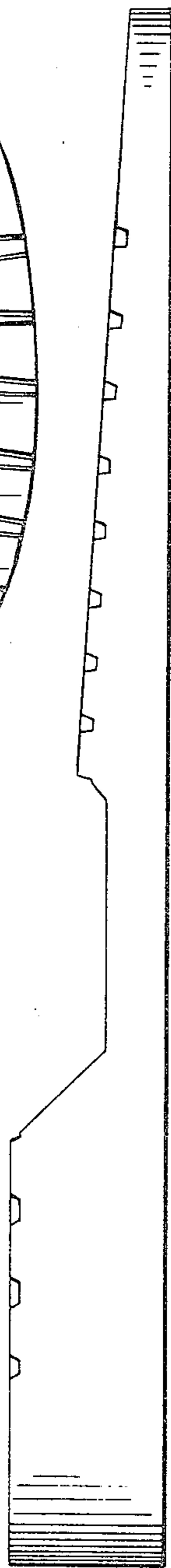
FIG. 4 is a front elevational view thereof; and

FIG. 5 is rear elevational view thereof.

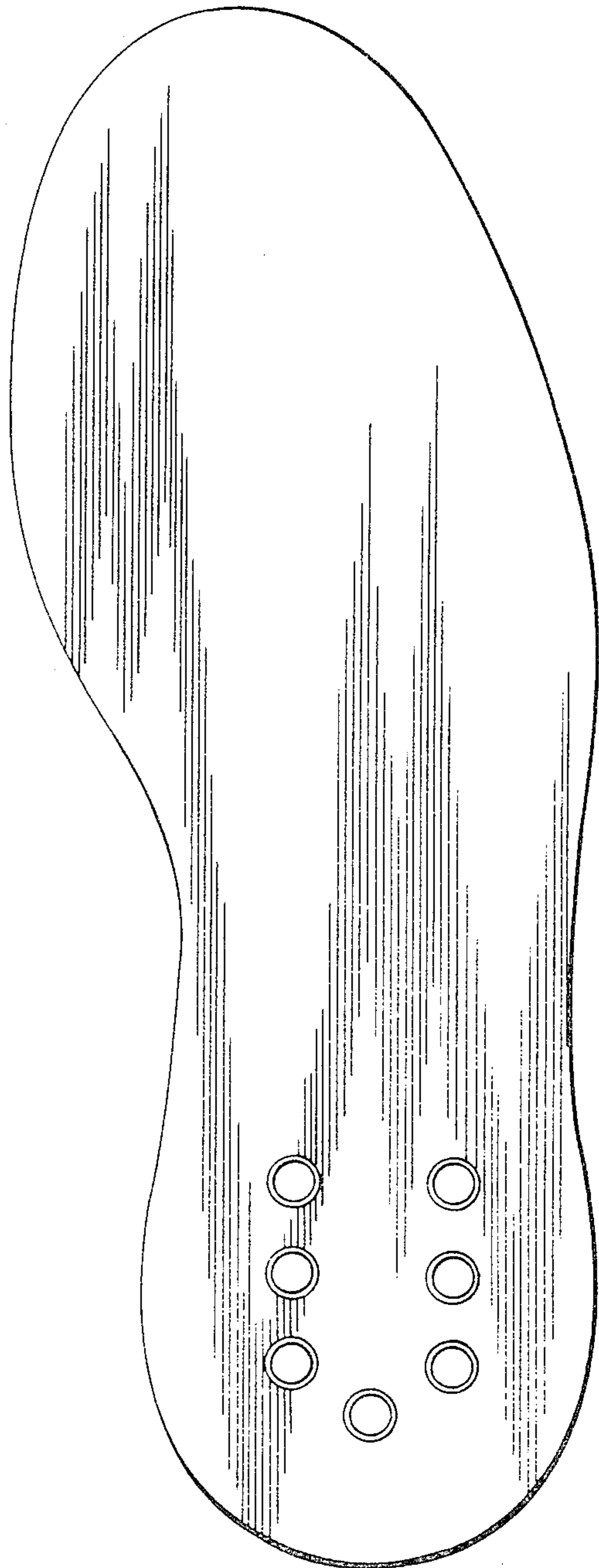




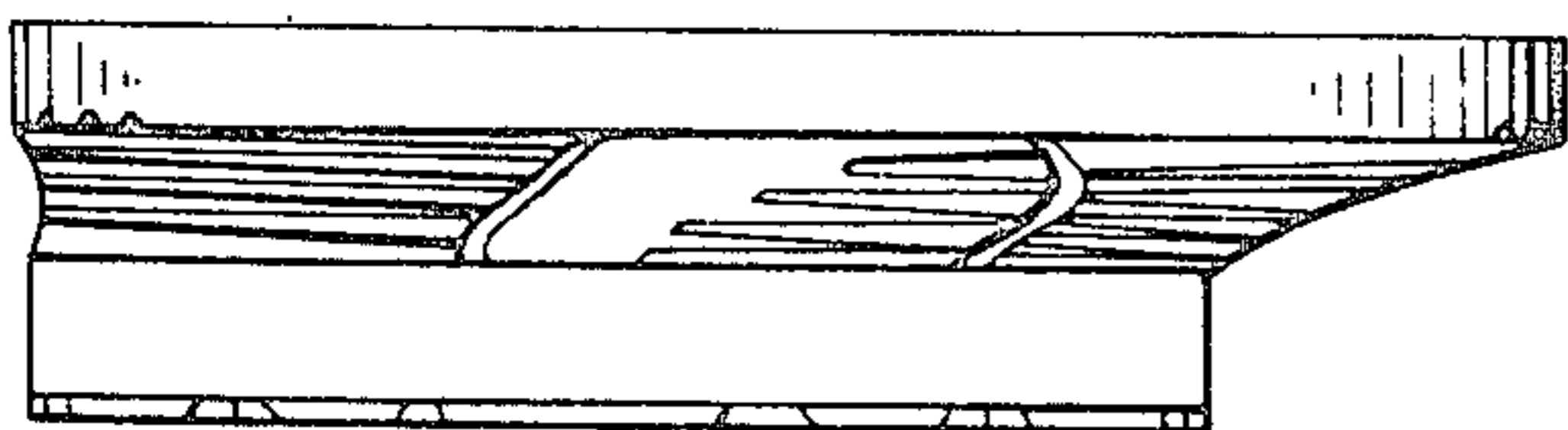
*Fig. 1*




*Fig. 2*



*Fig. 3*



*Fig. 4*



*Fig. 5*