

[54] SHOE SOLE

[75] Inventor: Arnold S. Austin, East Brookfield, Mass.

[73] Assignee: Quabaug Rubber Company, North Brookfield, Mass.

[\*\*] Term: 14 Years

[21] Appl. No.: 490,242

[22] Filed: Apr. 29, 1983

[52] U.S. Cl. .... D2/320

[58] Field of Search ..... D2/320, 319, 321, 322, D2/274; 36/59 R, 59 A, 59 C, 32 R, 24 S, 25 R, 113, 114, 115

[56] References Cited

U.S. PATENT DOCUMENTS

D. 157,989	4/1950	Lussier	.....	D2/320
D. 234,014	12/1974	Traver	.....	D2/320
D. 240,281	6/1976	Russell	.....	D2/320
D. 240,472	7/1976	Sironi	.....	D2/320
D. 258,361	5/1950	Diller	.....	D2/320

2,394,454	2/1946	Kappeler	.....	36/59 C
4,255,874	3/1981	Sironi	.....	36/32 R

FOREIGN PATENT DOCUMENTS

1146040	11/1957	France	.....	36/32 R
432510	3/1948	Italy	.....	36/59 C
280453	1/1952	Switzerland	.....	36/59 C
328731	3/1958	Switzerland	.....	36/32 R

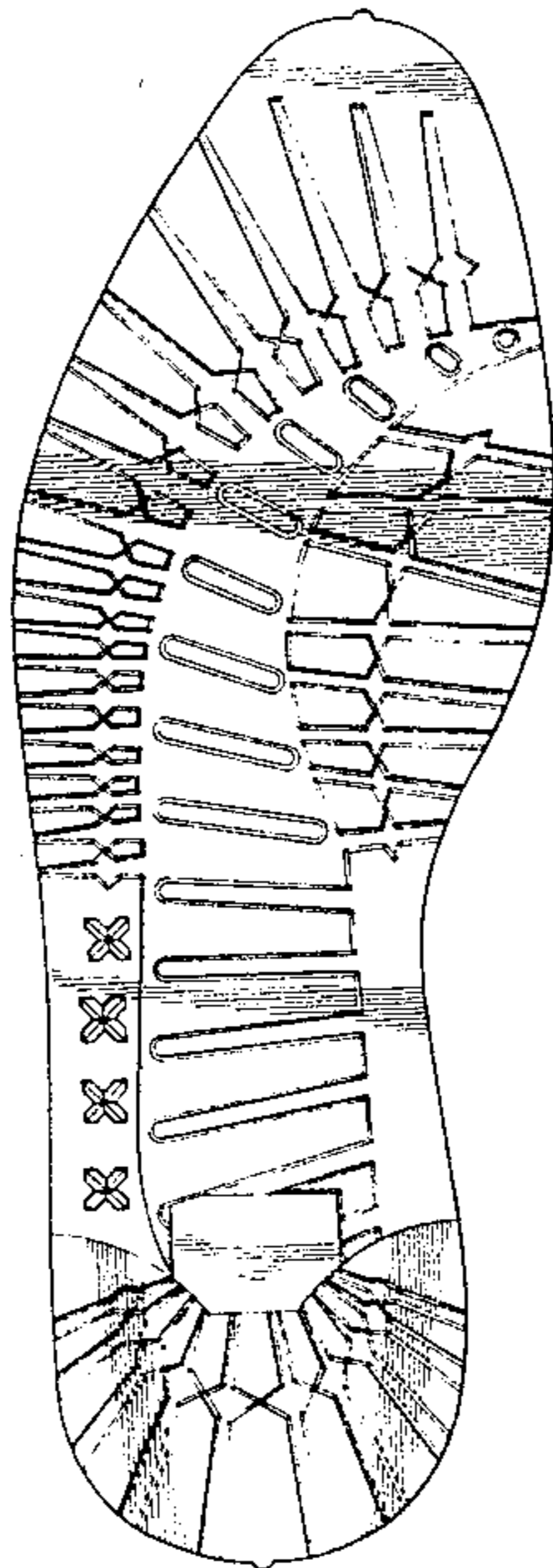
Primary Examiner—Nelson C. Holtje  
Attorney, Agent, or Firm—Thompson, Birch, Gauthier & Samuels

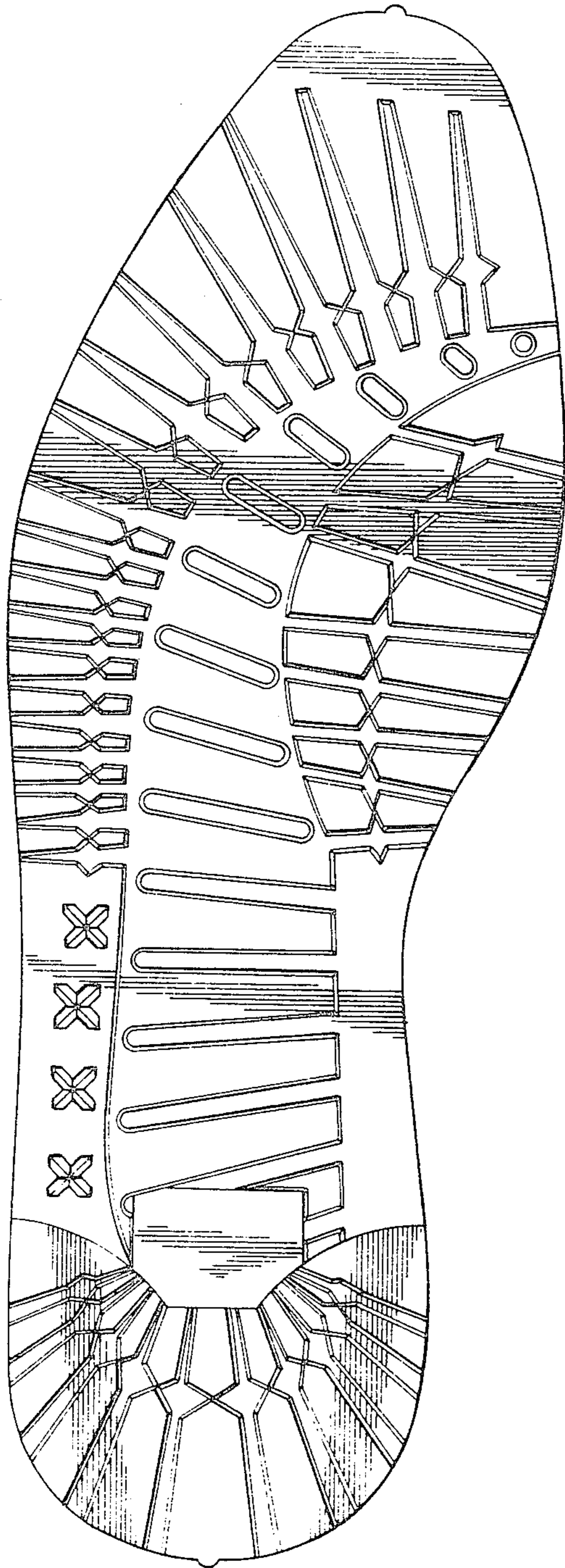
[57] CLAIM

The ornamental design for a shoe sole, as shown and described.

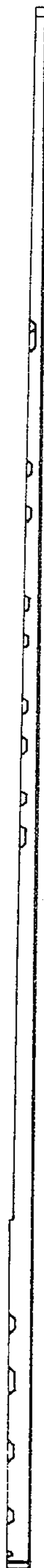
DESCRIPTION

FIG. 1 is a bottom plan view of a shoe sole showing our new design;  
FIG. 2 is a right side elevational view thereof, the left side being substantially a mirror image thereto;  
FIG. 3 is top plan view thereof;  
FIG. 4 is a front elevational view thereof; and  
FIG. 5 is a rear elevational view thereof.

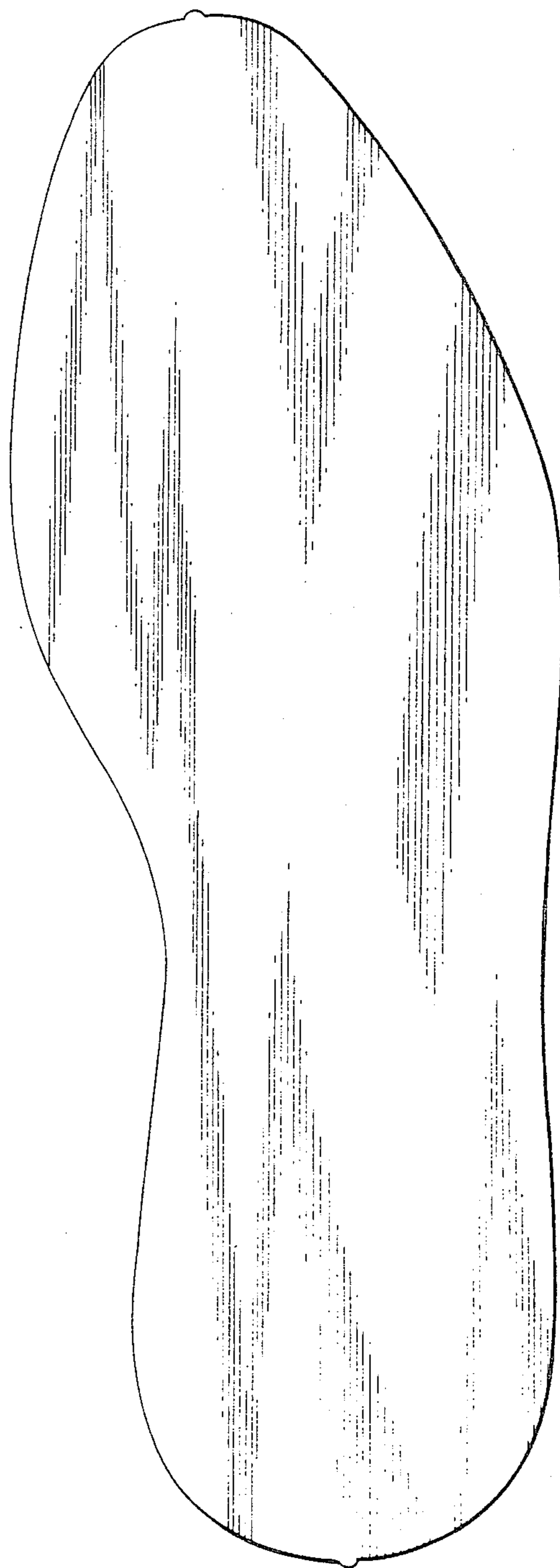





*Fig. 1*



*Fig. 2*



*Fig. 3*



*Fig. 4*



*Fig. 5*