

[54] **REVERSIBLE COMB OR THE LIKE**
[75] **Inventor: Joan K. Creamer, East Greenwich, R.I.**
[73] **Assignee: Dart Industries Inc., Northbrook, Ill.**
[**] **Term: 14 Years**
[21] **Appl. No.: 462,826**
[22] **Filed: Feb. 1, 1983**
[52] **U.S. Cl. D28/29**
[58] **Field of Search D28/9, 21, 25, 28-30; 132/11 R, 126, 139, 140, 148, 150, 159, 161, DIG. 1**

1,886,357 11/1932 Rugaber 132/139
2,156,255 4/1939 Schlicker .
2,264,346 12/1941 Tupper .
2,292,357 8/1942 Berry 132/139
2,292,494 8/1942 Tupper 132/161
2,474,212 6/1949 Benco D28/21 X
2,481,403 9/1949 Di Zazzo .
3,568,688 3/1971 Dobuski 132/139

FOREIGN PATENT DOCUMENTS

807541 7/1951 Fed. Rep. of Germany 132/161

Primary Examiner—Louis S. Zarfes
Attorney, Agent, or Firm—John A. Doninger

[57] **CLAIM**

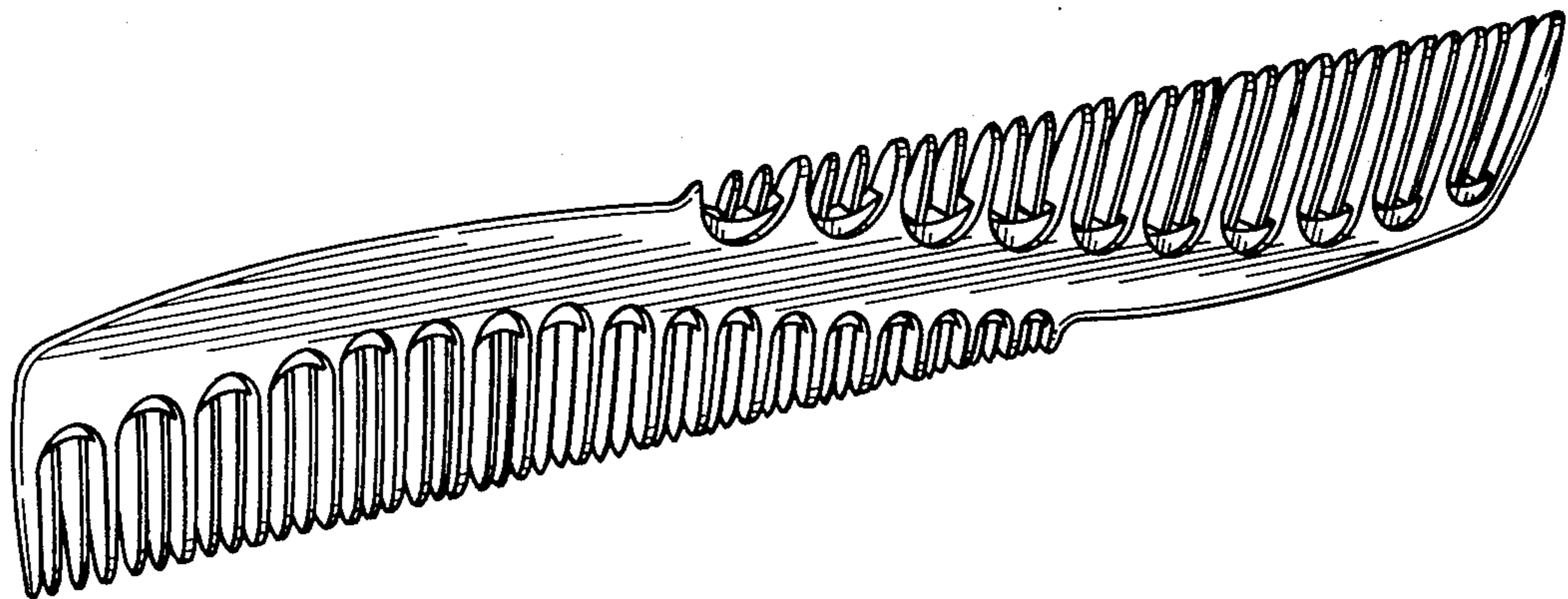
The ornamental design for a reversible comb or the like, substantially as shown.

[56] **References Cited**
U.S. PATENT DOCUMENTS

D. 97,116 10/1935 Carson .
D. 115,214 6/1939 Moore D28/29
D. 118,058 12/1939 Schlicker .
D. 132,367 5/1942 Imamura D28/29
D. 197,544 2/1964 Fresco D28/30
D. 211,501 6/1968 Gray .
1,347,260 7/1920 Desmarais .
1,624,753 4/1927 Moreno 132/139
1,628,577 5/1927 Burke .

DESCRIPTION

FIG. 1 is a top perspective view of the reversible comb or the like showing my new design;
FIG. 2 is a top plan view thereof;
FIG. 3 is a side elevational view thereof;
FIG. 4 is an end elevational view thereof;
FIG. 5 is an end elevational view thereof, the opposite end of that shown in FIG. 4;
FIG. 6 is a bottom plan view thereof.



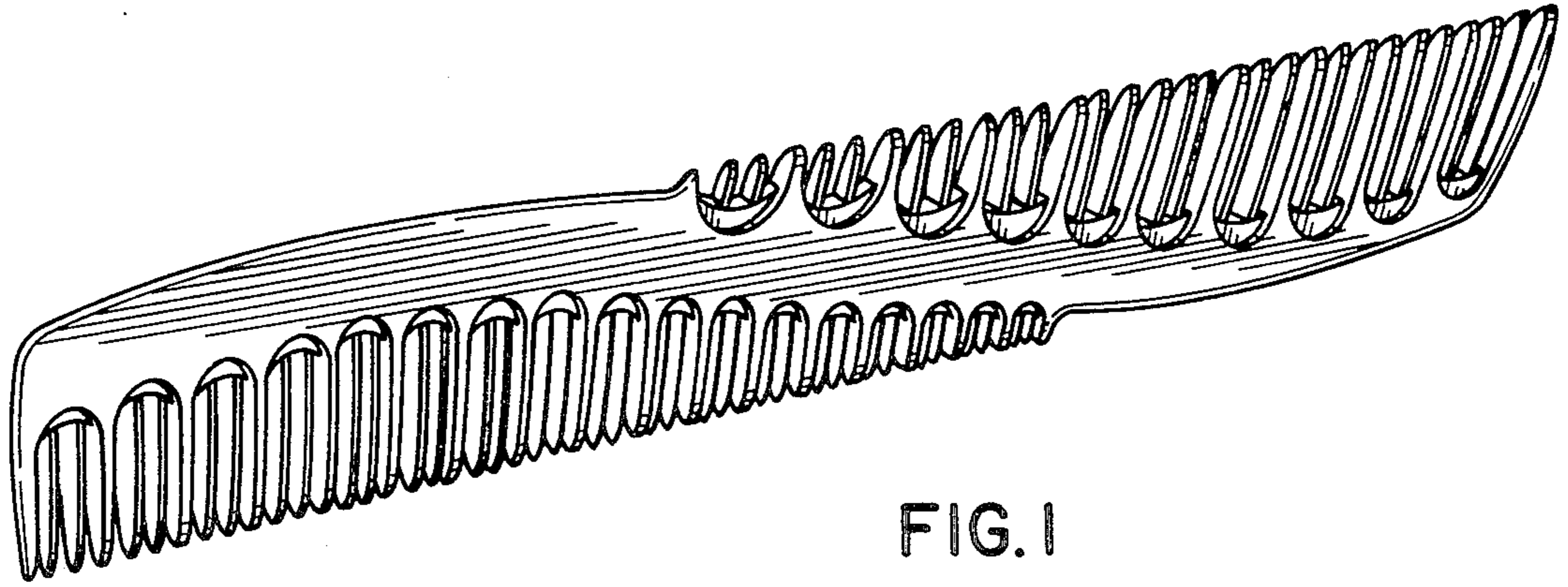


FIG. 1



FIG. 2

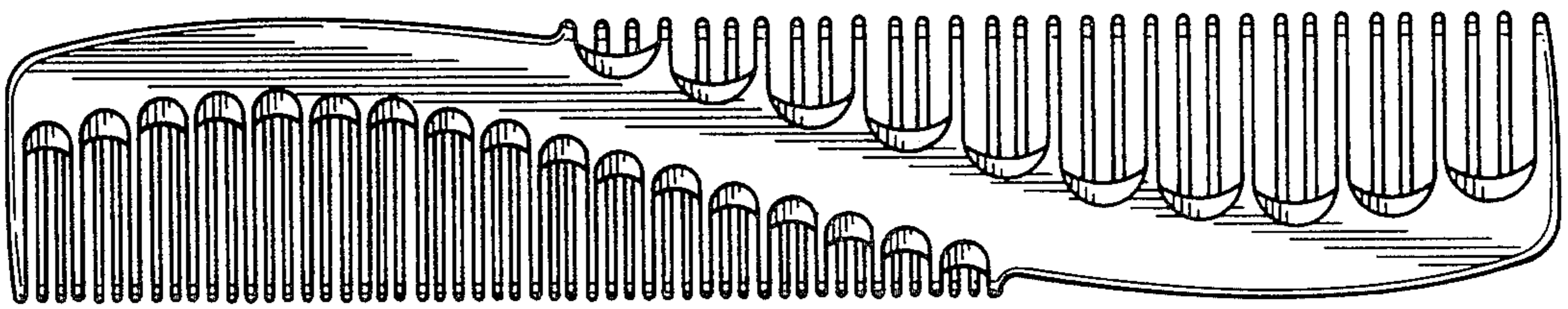


FIG. 3



FIG. 4

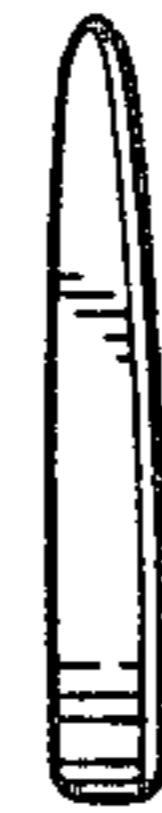


FIG. 5



FIG. 6