

[54] **MUSCLE STIMULATOR**  
[75] **Inventor: Floyd L. Carlisle, Clinton, Conn.**  
[73] **Assignee: Theratronics, Inc., Essex, Conn.**  
[\*\*] **Term: 14 Years**  
[21] **Appl. No.: 392,072**  
[22] **Filed: Jun. 25, 1982**  
[52] **U.S. Cl. .... D24/36**  
[58] **Field of Search .... D24/34, 36, 40, 41,  
D24/42; 128/421, 422, 423, 800, 801**

[56] **References Cited**  
**U.S. PATENT DOCUMENTS**  
D. 254,934 5/1980 Walus ..... D24/36  
D. 256,394 8/1980 Walus et al. .... D24/36 X  
D. 273,329 4/1984 Walus ..... D24/41

3,978,851 9/1976 Sobel ..... 128/49  
4,014,347 3/1977 Halleck et al. .... 128/422  
4,033,356 7/1977 Hara ..... 128/422 X  
4,084,595 4/1978 Miller ..... 128/422  
4,105,017 8/1978 Ryaby et al. .... 128/421 X

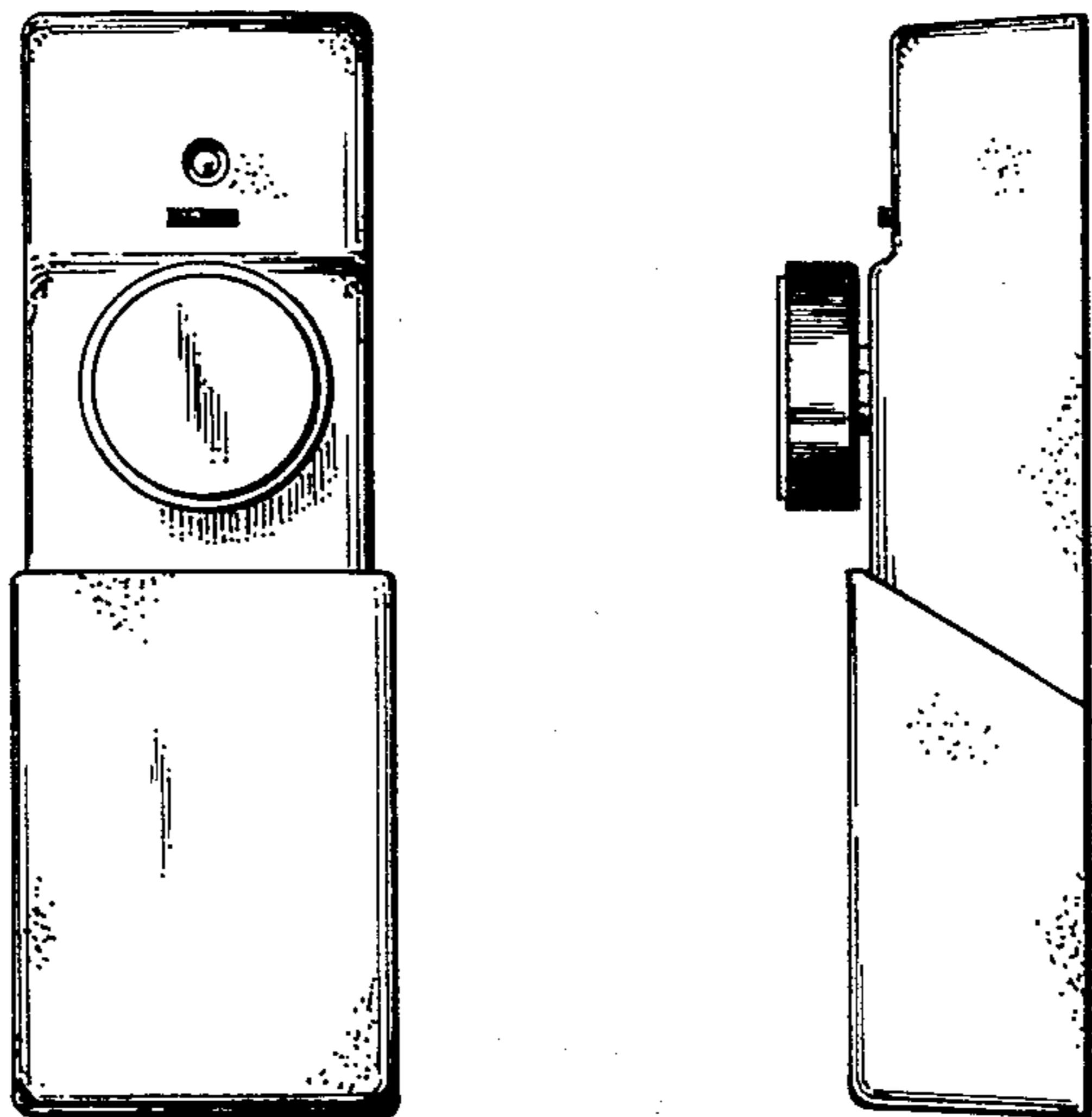
*Primary Examiner*—Catherine E. Kemper

[57] **CLAIM**

The ornamental design for a muscle stimulator, substantially as shown and described.

**DESCRIPTION**

FIG. 1 is a side elevational view of a muscle stimulator, showing my new design, the opposite side being a mirror image thereof;  
FIG. 2 is a front view thereof;  
FIG. 3 is a rear view thereof;  
FIG. 4 is a top view thereof;  
FIG. 5 is a bottom view thereof.






FIG. 4

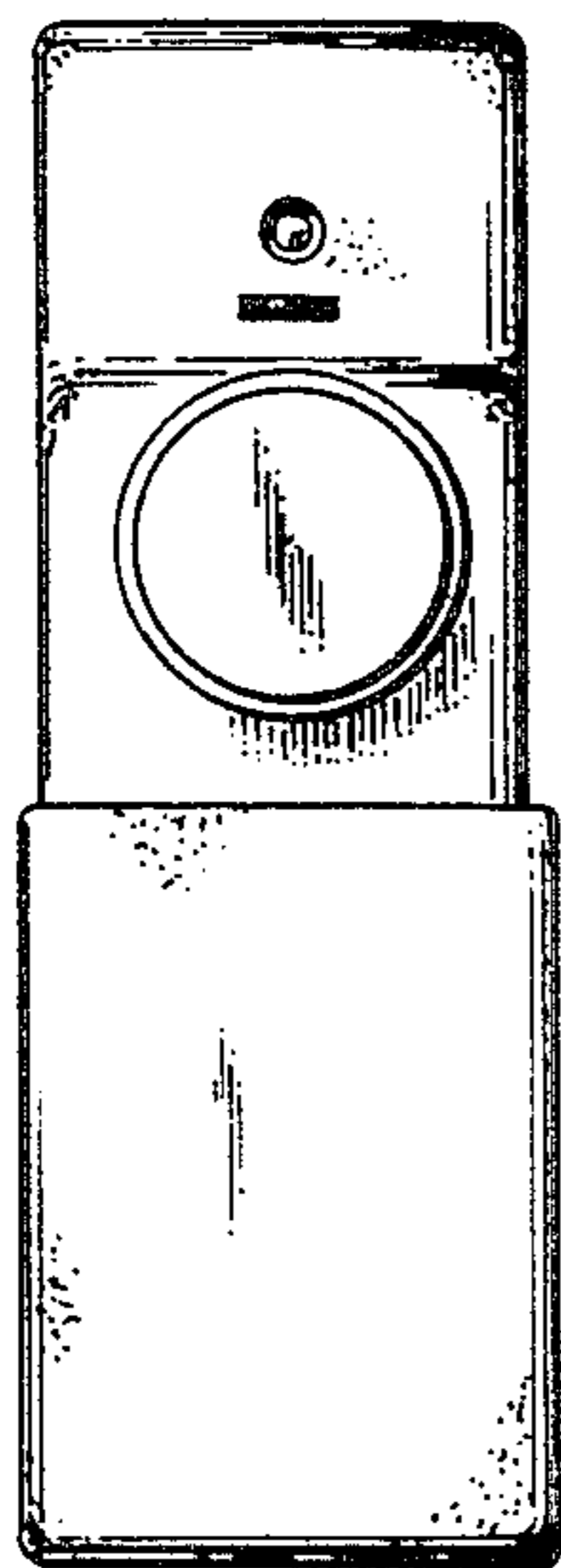


FIG. 2




FIG. 1

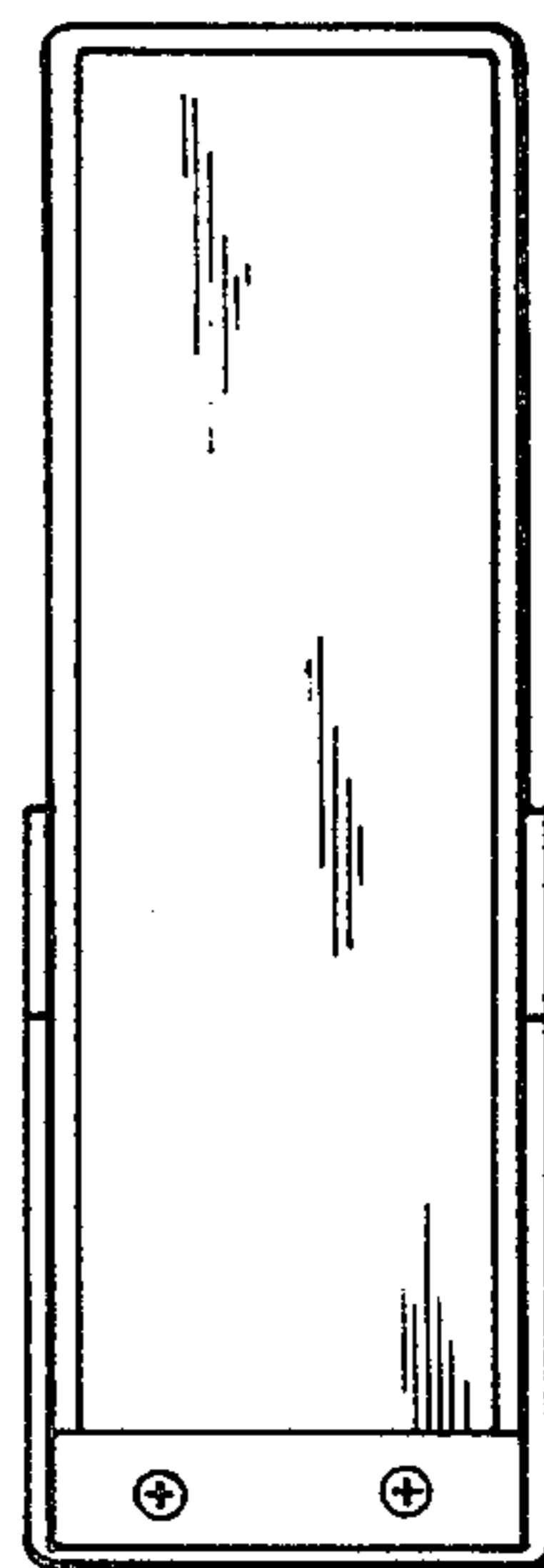


FIG. 3




FIG. 5