

[54] RECHARGABLE BATTERY PACK

[75] Inventors: Jeffrey A. Boyd; Vincent J. Pusateri, both of Gainesville; John Hooke, High Springs; Danny F. Rockett, Alachua, all of Fla.

[73] Assignee: General Electric Company, Gainesville, Fla.

[\*\*] Term: 14 Years

[21] Appl. No.: 459,005

[22] Filed: Jan. 17, 1983

[52] U.S. Cl. .... D13/5; D13/11

[58] Field of Search ..... D13/5, 11, 6; D10/106; 224/902; 307/150; 320/2-5

[56] References Cited

U.S. PATENT DOCUMENTS

- D. 229,195 11/1973 Goodale et al. .... D13/11
- D. 247,619 3/1978 Edgell et al. .... D13/11
- D. 257,882 1/1981 Rawson et al. .... D13/5
- D. 264,580 5/1982 McKeeman ..... D13/11

- 974,220 11/1910 West ..... 224/902
- 3,519,914 7/1970 Fujimaki et al. .... 320/2
- 3,665,285 5/1972 Mullersman et al. .... 320/2
- 3,828,201 8/1974 Allen, Sr. .... 307/150
- 4,064,447 12/1977 Edgell et al. .... 320/2
- 4,382,220 5/1983 Marshall et al. .... 320/2
- 4,403,182 9/1983 Yeh ..... 320/2

Primary Examiner—Wallace R. Burke  
Assistant Examiner—Lynn Wilder  
Attorney, Agent, or Firm—Henry J. Policinski

[57] CLAIM

The ornamental design for a rechargeable battery pack, substantially as shown.

DESCRIPTION

FIG. 1 is a front elevational view of a rechargeable battery pack showing our new design; FIG. 2 is a right side elevational view thereof; FIG. 3 is a top plan view thereof; FIG. 4 is a left side elevational view thereof; FIG. 5 is a bottom plan view thereof; FIG. 6 is a rear elevational view thereof; and FIG. 7 is a rear perspective view thereof.

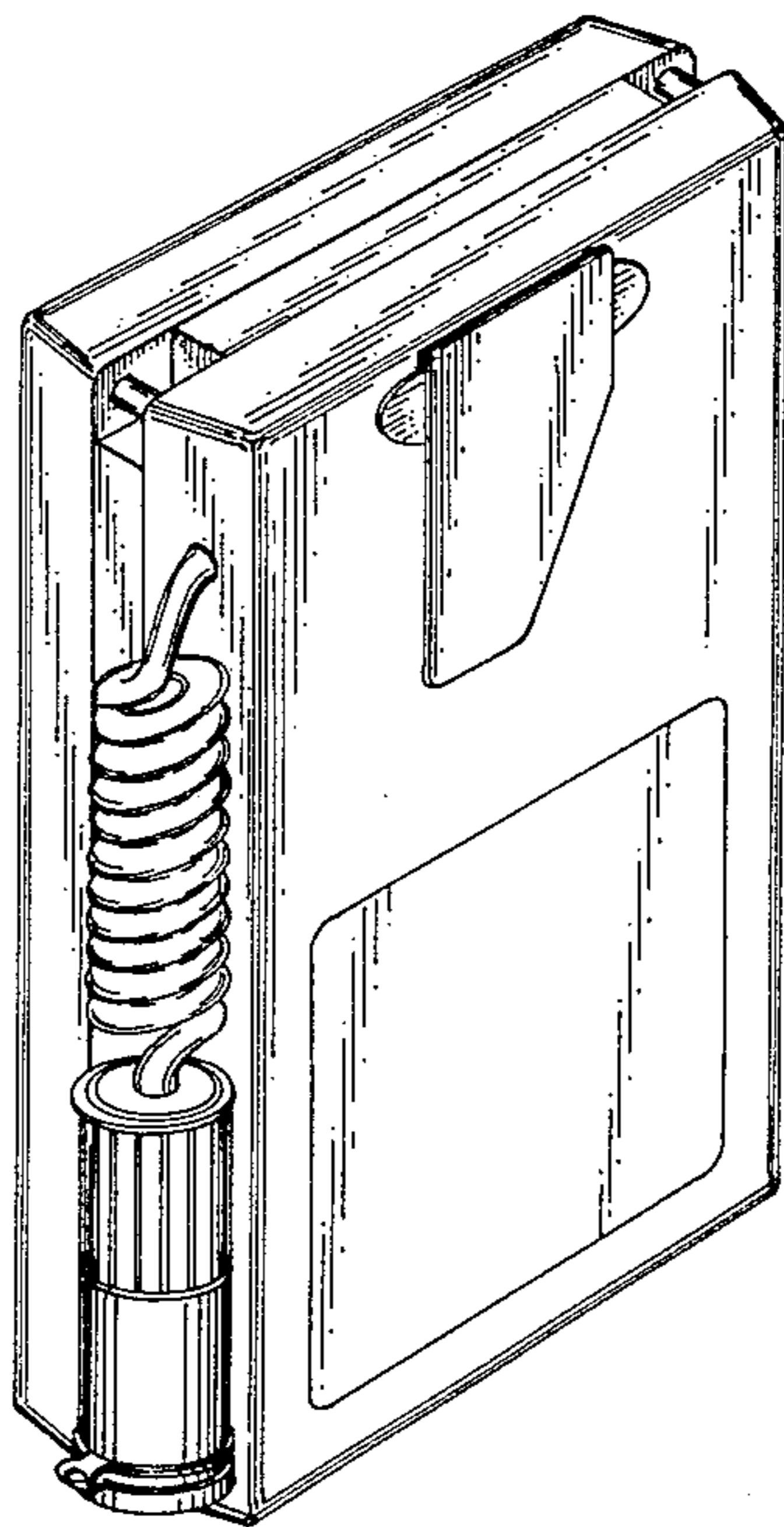


Fig. 3




Fig. 2




Fig. 1

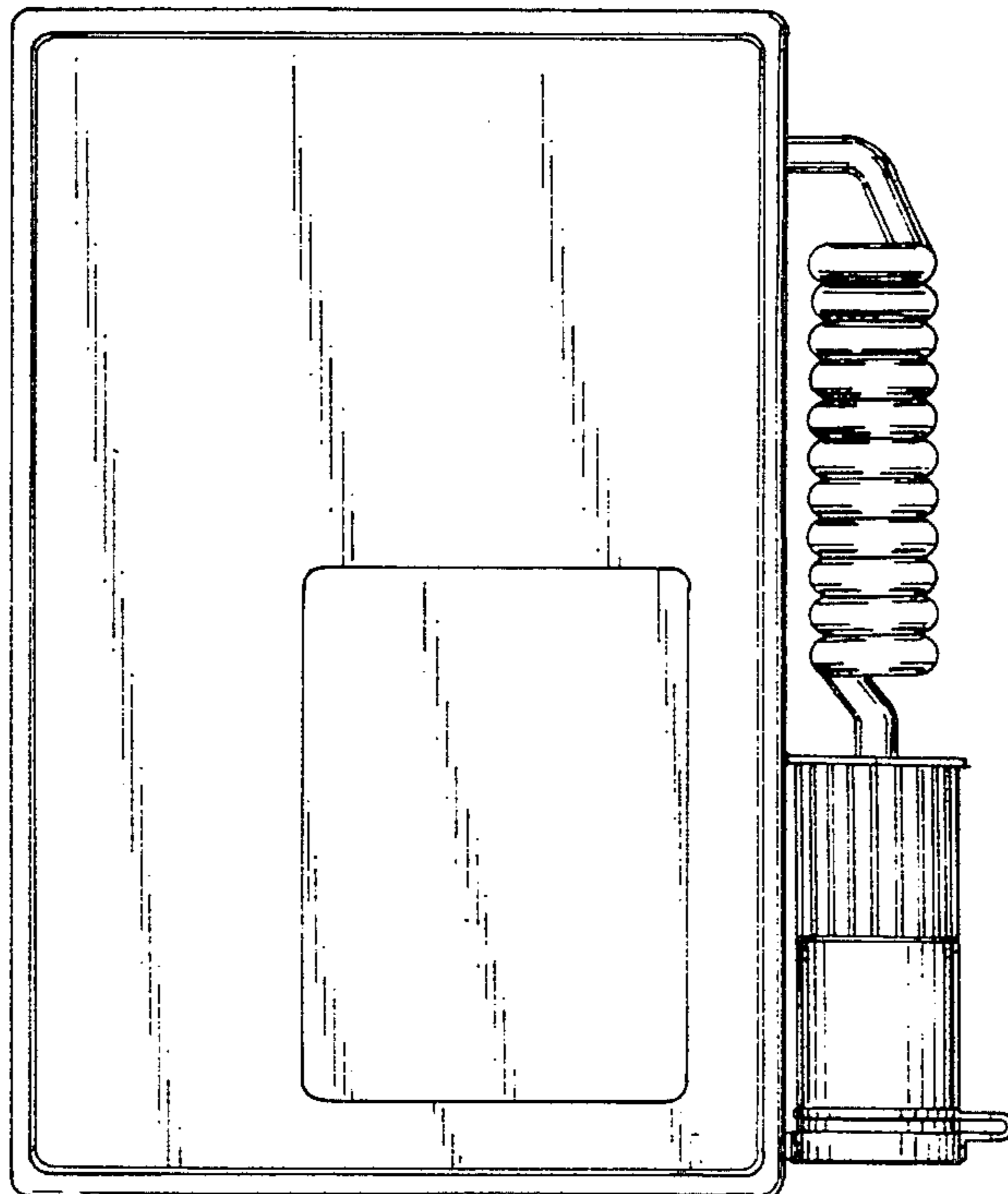


Fig. 4

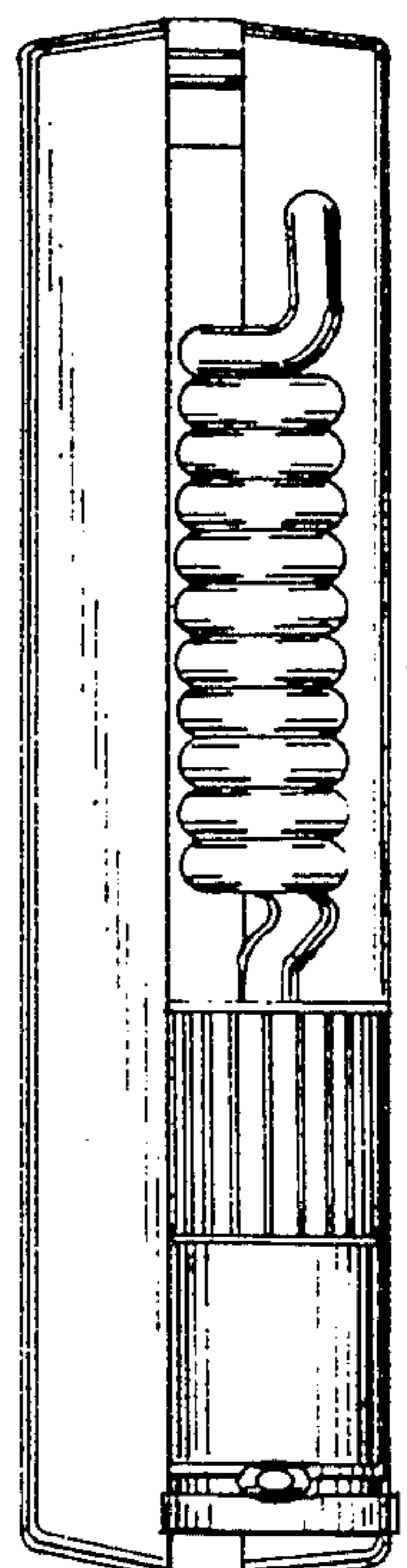


Fig. 5




Fig. 6

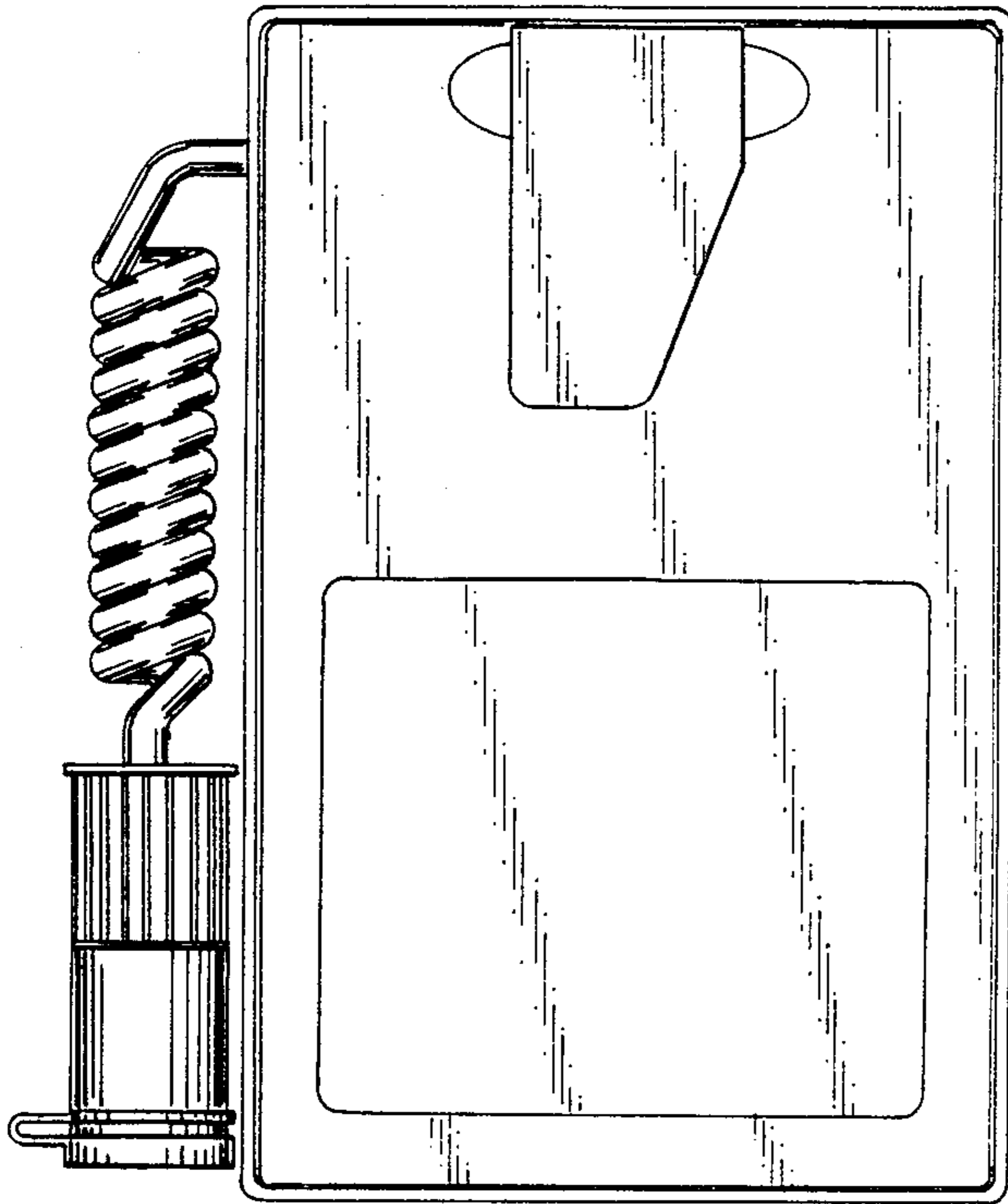


Fig. 7

