

[54] **PACKAGING TRAY**

[75] **Inventor: M. James Holden, Canandaigua, N.Y.**

[73] **Assignee: Mobil Oil Corporation, New York, N.Y.**

[**] **Term: 14 Years**

[21] **Appl. No.: 502,437**

[22] **Filed: Jun. 9, 1983**

[52] **U.S. Cl. D9/425; D9/431; D9/432; D9/456**

[58] **Field of Search D9/456, 424, 425, 431, D9/432; D7/37; 229/30, 1.5 R, 2.5 R**

[56] **References Cited**

U.S. PATENT DOCUMENTS

- D. 180,699 7/1957 Raymond D9/425
- D. 182,620 4/1958 Raymond D9/425
- D. 193,071 6/1962 Chadbourne D9/425
- D. 212,411 10/1968 Schelmetic D9/456

- D. 226,775 4/1973 Jones D9/425 X
- D. 249,233 9/1978 Florian D9/425
- 4,442,969 4/1984 Holden 229/2.5 R

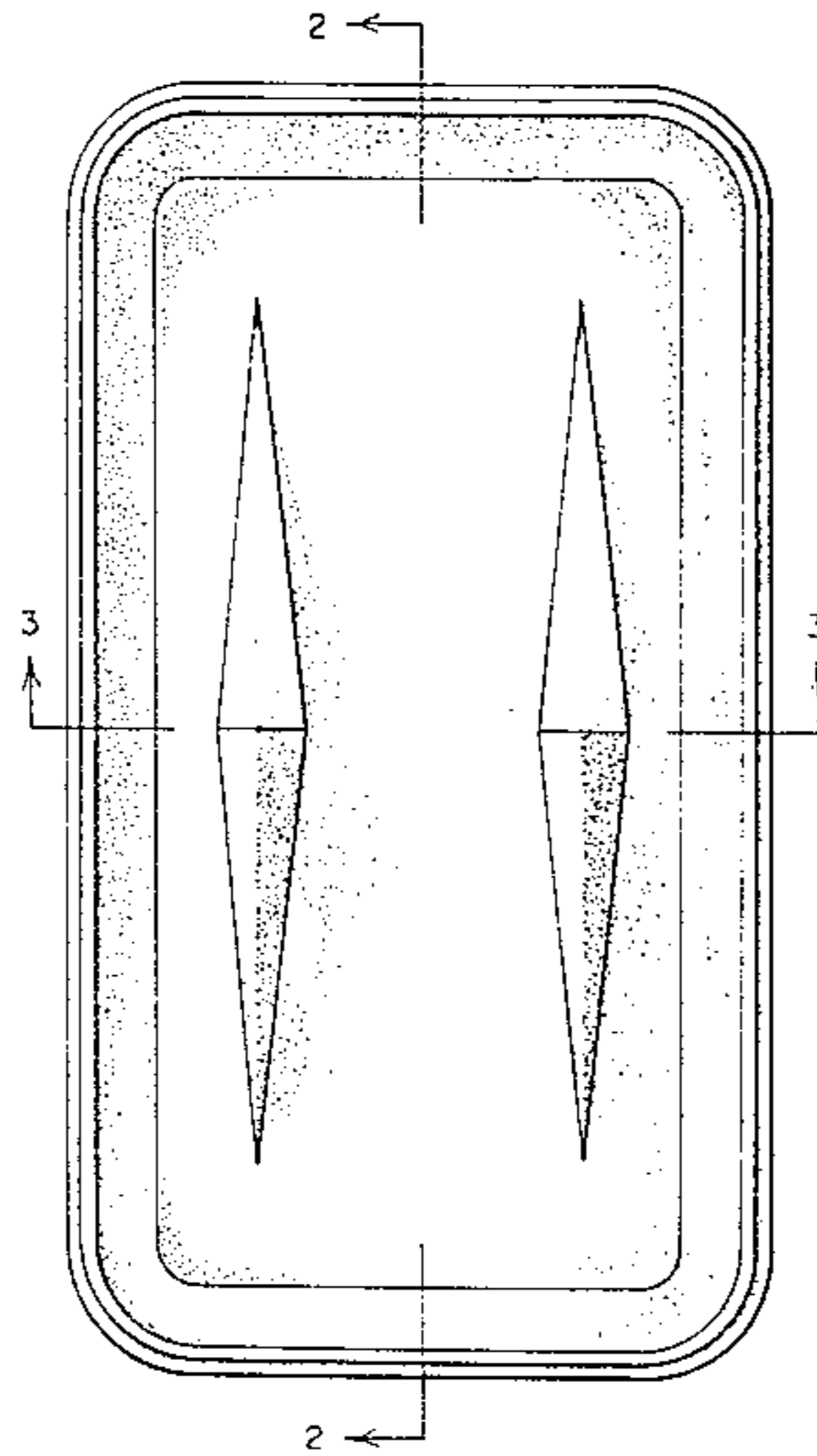
Primary Examiner—Robert C. Spangler
Attorney, Agent, or Firm—Alexander J. McKillop;
Michael G. Gilman; Charles A. Malone

[57] **CLAIM**

The ornamental design for a packaging tray, as shown and described.

DESCRIPTION

FIG. 1 is a top plan view of a packaging tray showing my new design;
FIG. 2 is a cross-sectional view thereof taken along line 2—2 of FIG. 1;
FIG. 3 is a cross-sectional view thereof taken along line 3—3 of FIG. 1;
FIG. 4 is a side elevational view thereof, the other side being identical;
FIG. 5 is an end elevational view thereof, the other end being identical; and
FIG. 6 is a bottom plan view thereof.



2 ← FIG. 1

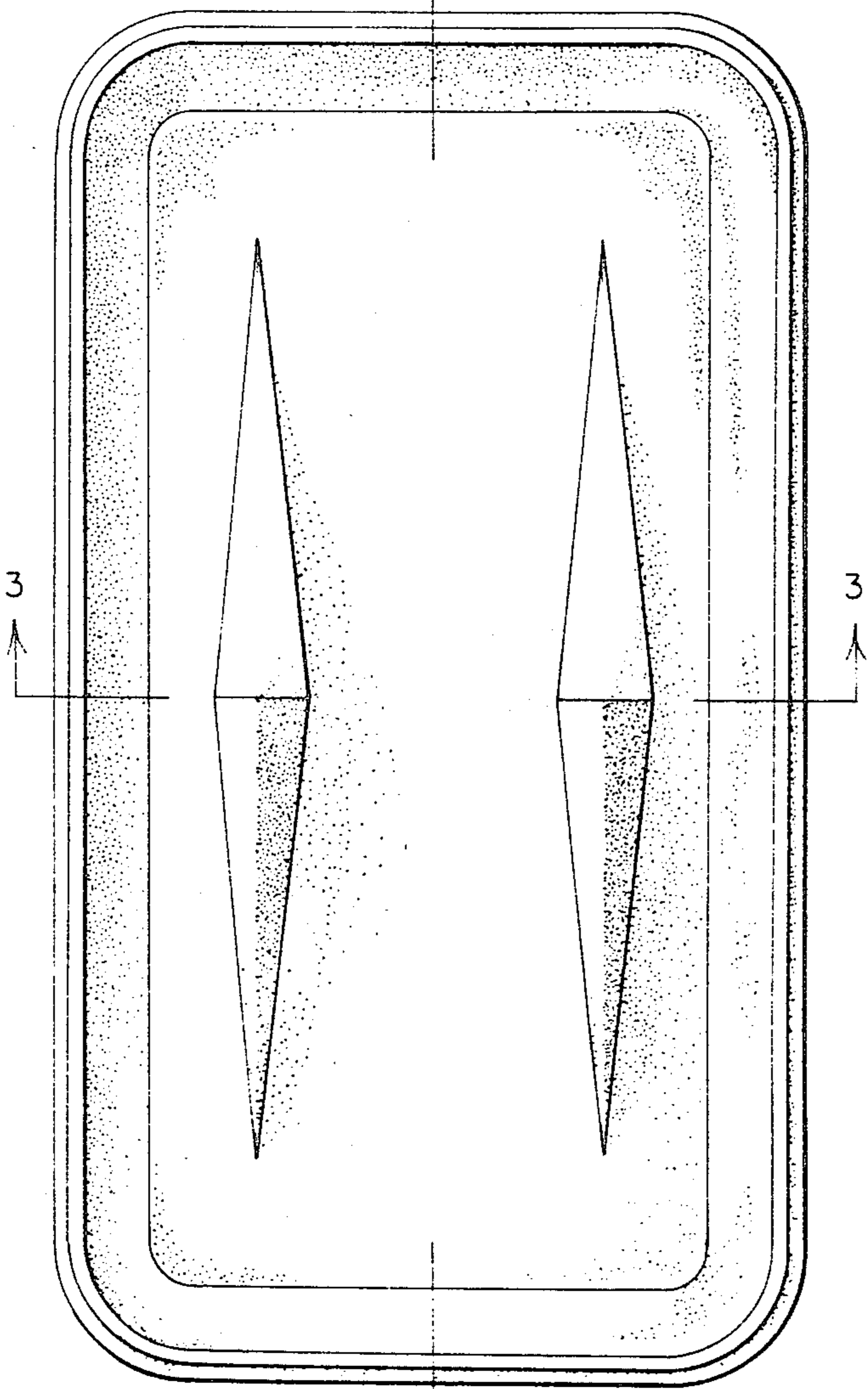
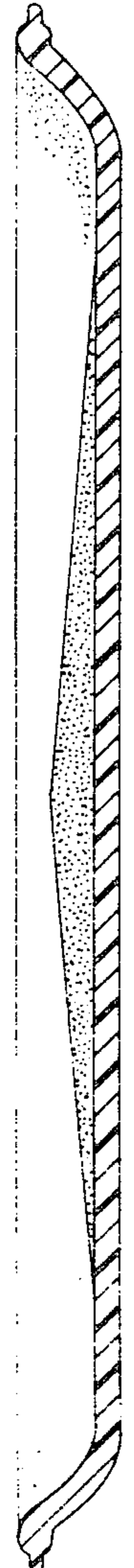


FIG. 2



2 ←

FIG. 3

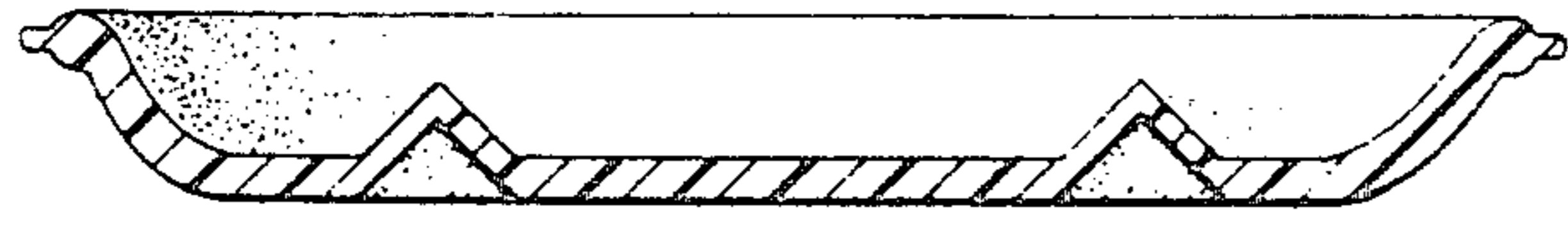


FIG. 6

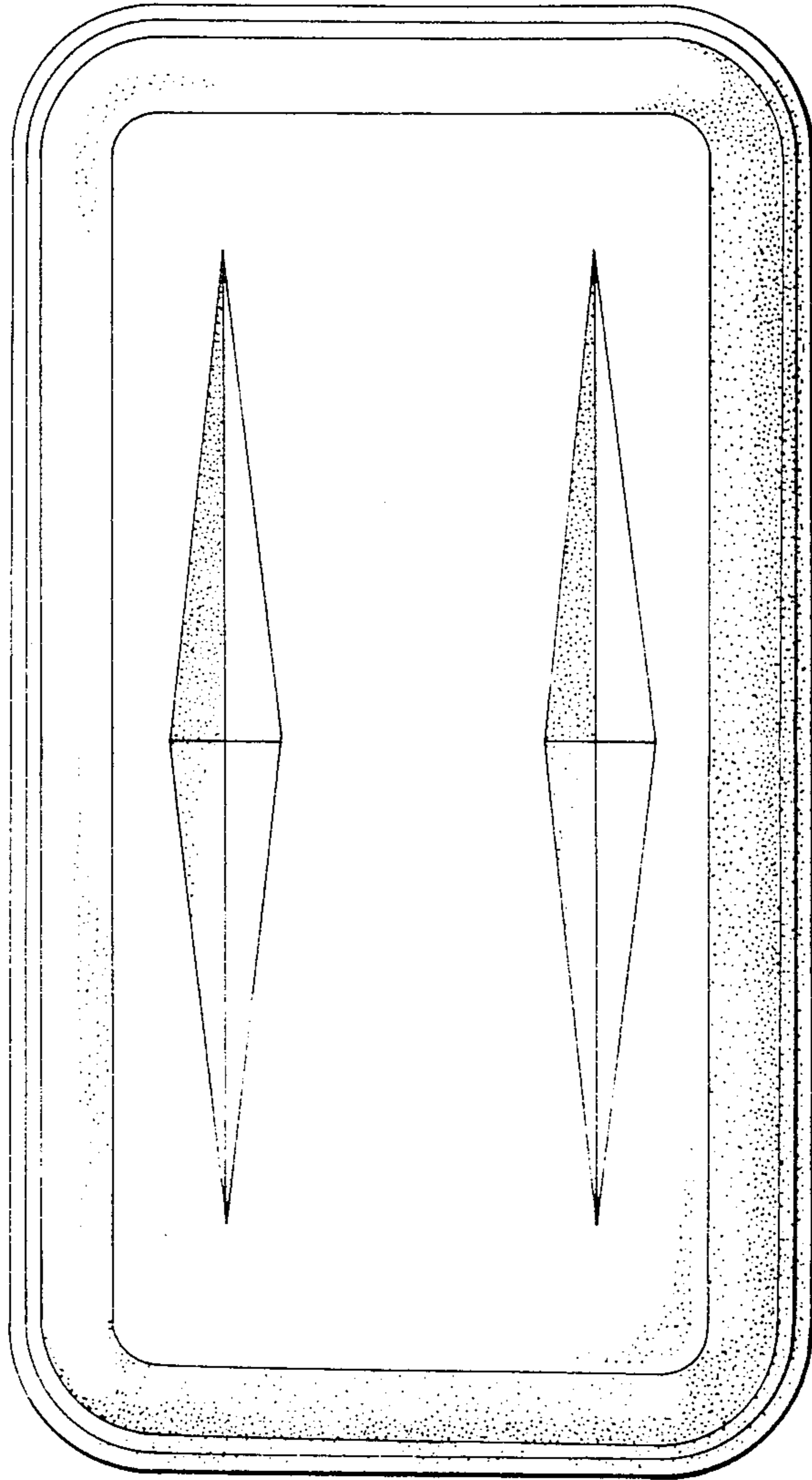


FIG. 4

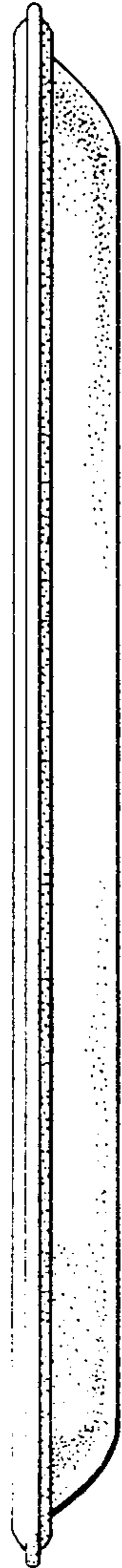


FIG. 5

