

[54] CRIB FOOTBOARD

[75] Inventors: Merlin A. Brunner; David W. Robinson, both of New London; Harvey J. Draheim, Weyauwega, all of Wis.

[73] Assignee: Simmons Universal Corporation, New York, N.Y.

[\*\*] Term: 14 Years

[21] Appl. No.: 502,795

[22] Filed: Jun. 9, 1983

[52] U.S. Cl. .... D6/508; D6/507

[58] Field of Search ..... D6/331, 382, 390, 391, D6/393, 394, 395, 505, 506, 507, 508

[56] References Cited

U.S. PATENT DOCUMENTS

- D. 61,001 5/1922 Rosenburgh ..... D6/507
- D. 72,734 5/1927 Stuart ..... D6/507
- D. 72,739 5/1927 Stuart ..... D6/507
- D. 89,538 3/1933 Rodstein et al. .... D6/507

- D. 89,539 3/1933 Rodstein et al. .... D6/507
- D. 274,877 7/1984 Mower et al. .... D6/508 X

Primary Examiner—Bruce W. Dunkins  
Attorney, Agent, or Firm—A. Thomas Kammer

[57] CLAIM

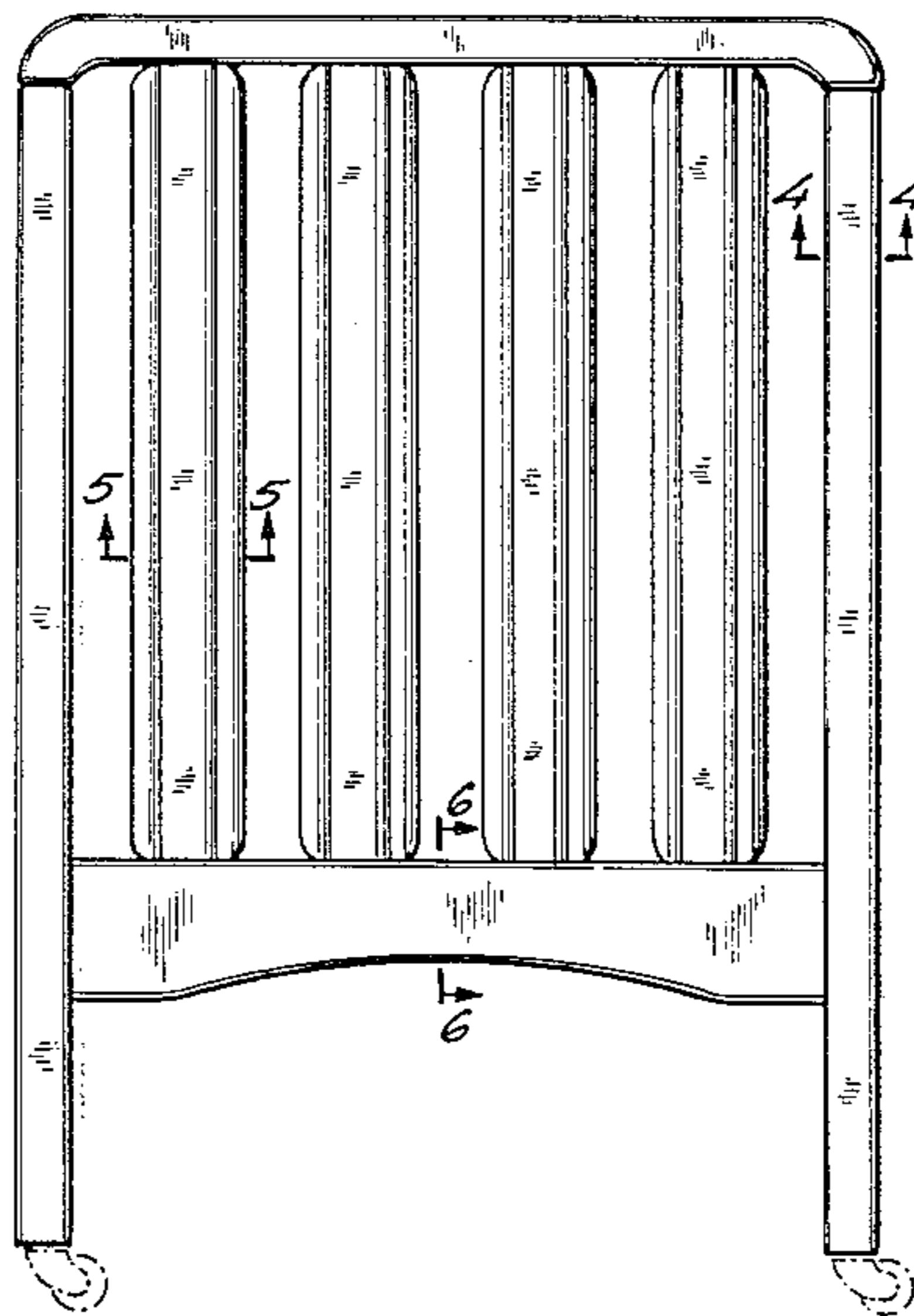
The ornamental design for a crib footboard, as shown and described.

DESCRIPTION

FIG. 1 is a front elevation view of the crib footboard of the present invention;  
 FIG. 2 is a side elevation view thereof;  
 FIG. 3 is a top plan view thereof;  
 FIG. 4 is an enlarged sectional view taken along the plane of line 4—4 of FIG. 1;  
 FIG. 5 is an enlarged sectional view taken along the plane of line 5—5 of FIG. 1; and  
 FIG. 6 is an enlarged sectional view taken along the plane of line 6—6 of FIG. 6.

The rear surface of the crib footboard is conventional in appearance.

The casters shown by means of dotted lines in FIGS. 1-3 are for illustrative purposes only.



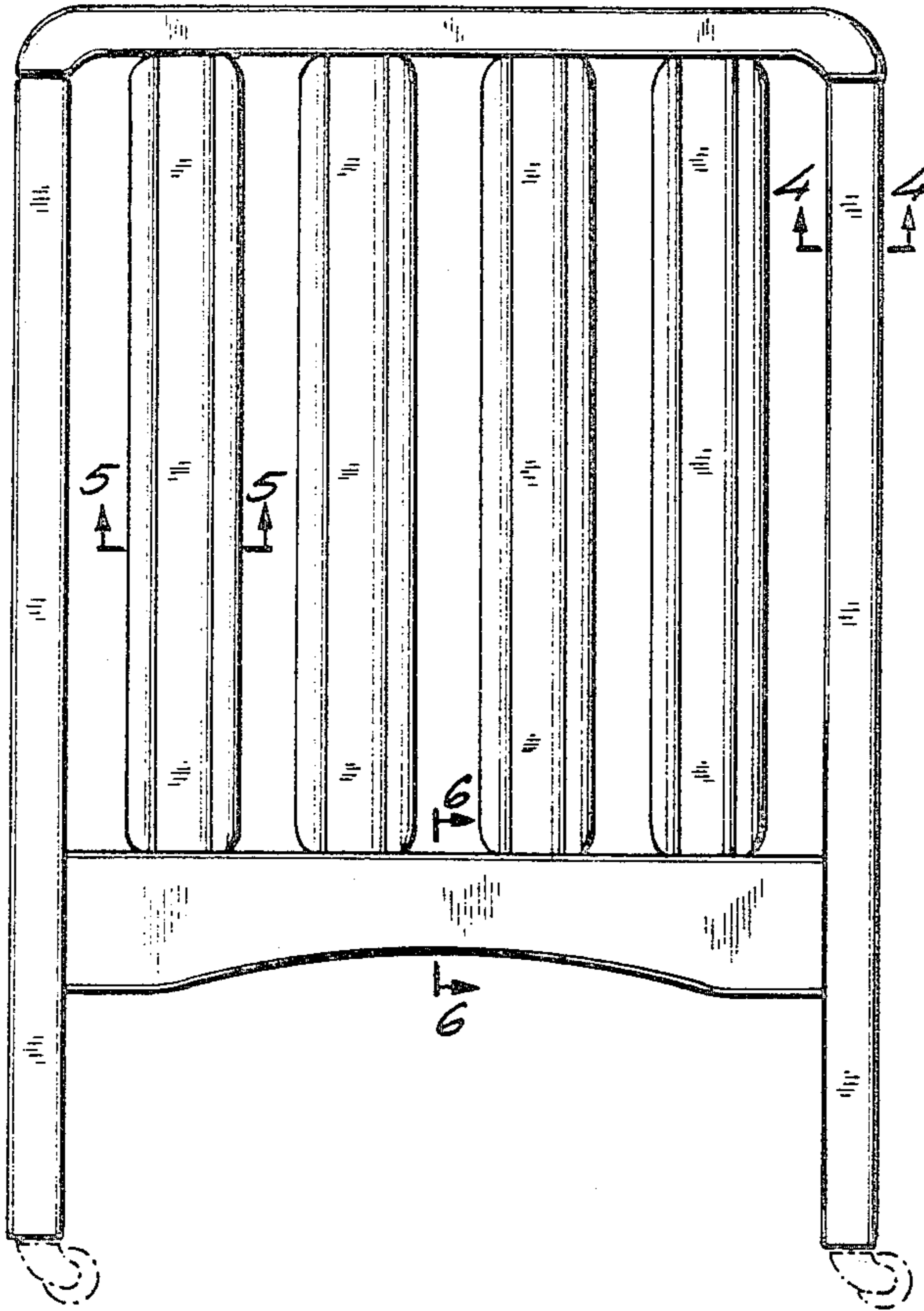


FIG. 1



FIG. 2




FIG. 3

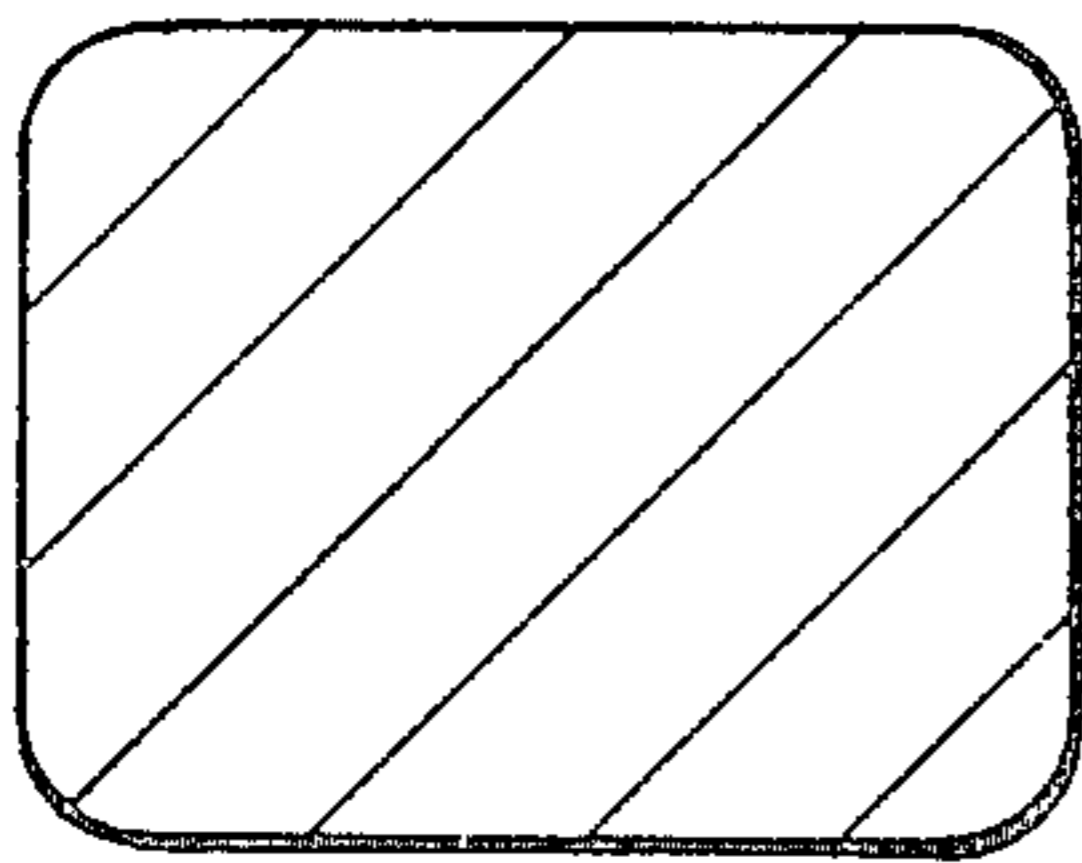


FIG. 4

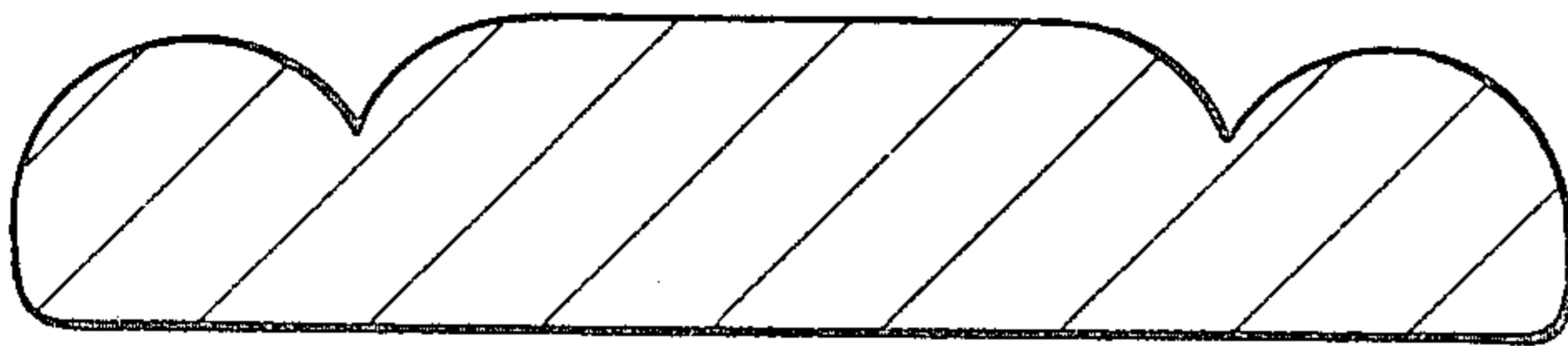


FIG. 5

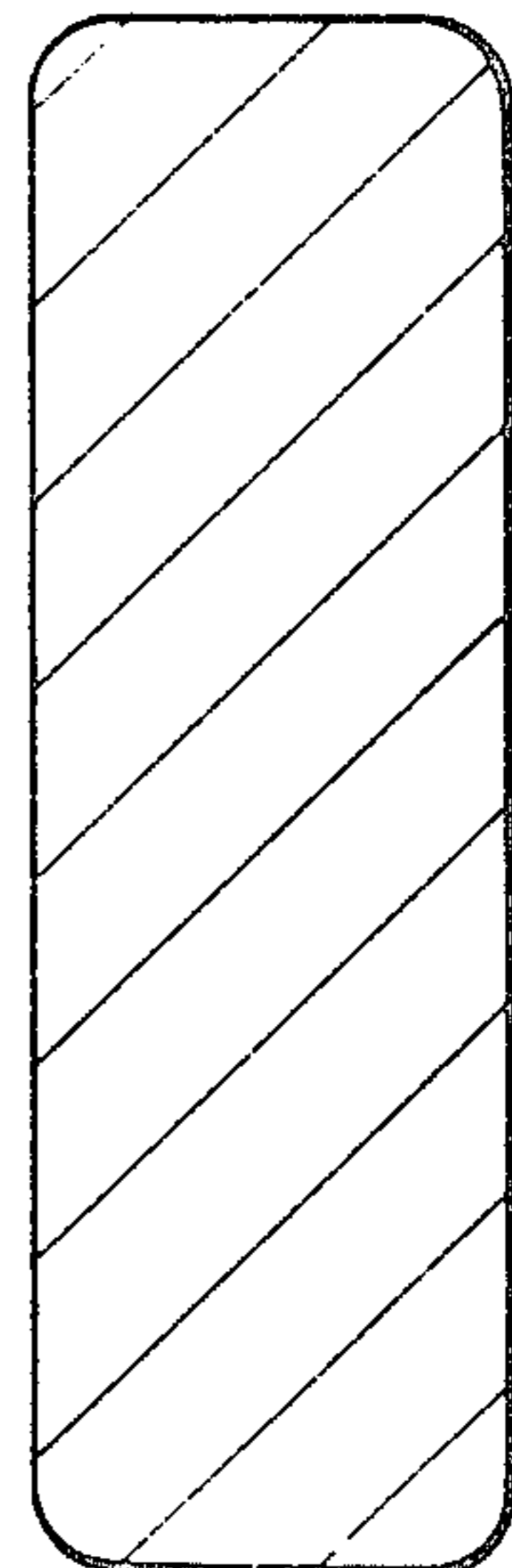


FIG. 6