

[54] **CASSEROLE**

[75] **Inventor: Howard D. Bassett, Downers Grove, Ill.**

[73] **Assignee: Union Carbide Corporation, Danbury, Conn.**

[**] **Term: 14 Years**

[21] **Appl. No.: 483,003**

[22] **Filed: Mar. 31, 1983**

[52] **U.S. Cl. D7/354**

[58] **Field of Search D7/354, 360, 21, 28, D7/23, 36; D9/425, 428, 429; 99/426, 425, 428; 219/10.55 E; 220/4 B, 4 E, 366**

[56] **References Cited**

U.S. PATENT DOCUMENTS

- D. 120,991 6/1940 Koch D7/354 X
- D. 173,093 9/1954 Schreckengost D7/360
- D. 219,047 10/1970 Gibson D7/360
- 4,014,450 3/1977 Girotti et al. 220/4 B X

FOREIGN PATENT DOCUMENTS

1165937 10/1958 France 220/4 B

OTHER PUBLICATIONS

Better Homes and Gardens, Nov. 83, p. 39, Rubbermaid Microwave Cookware.

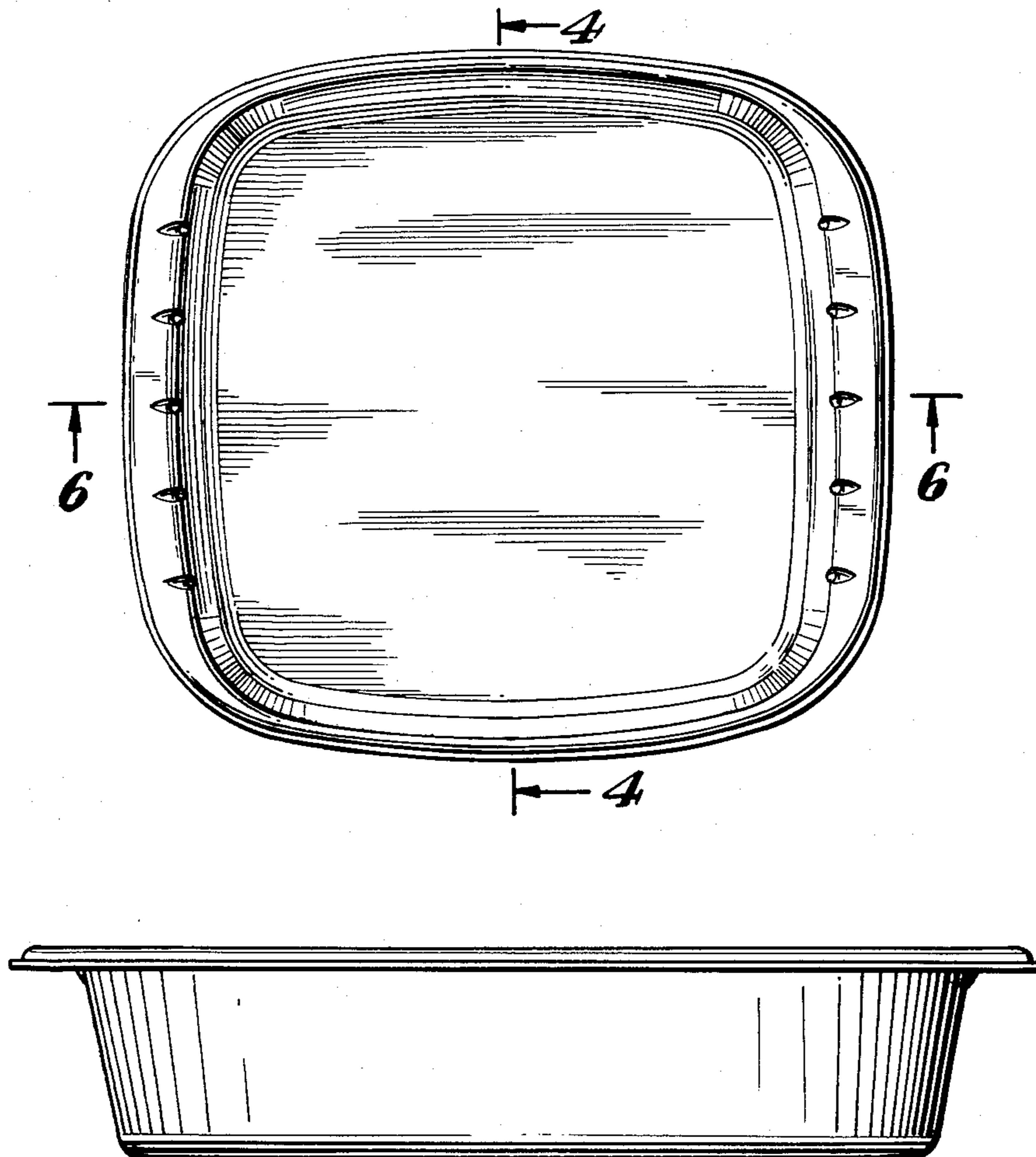
Primary Examiner—Bernard Ansher
Assistant Examiner—Linda Titolo
Attorney, Agent, or Firm—Dale Lynn Carlson

[57] **CLAIM**

The ornamental design for a casserole, as shown and described.

DESCRIPTION

FIG. 1 is a top plan view of a casserole showing my new design;
FIG. 2 is a bottom plan view thereof;
FIG. 3 is a side elevational view thereof;
FIG. 4 is a cross sectional view thereof taken on line 4—4 of FIG. 1;
FIG. 5 is a front elevational view thereof; and
FIG. 6 is a cross sectional view thereof taken on line 6—6 of FIG. 1.



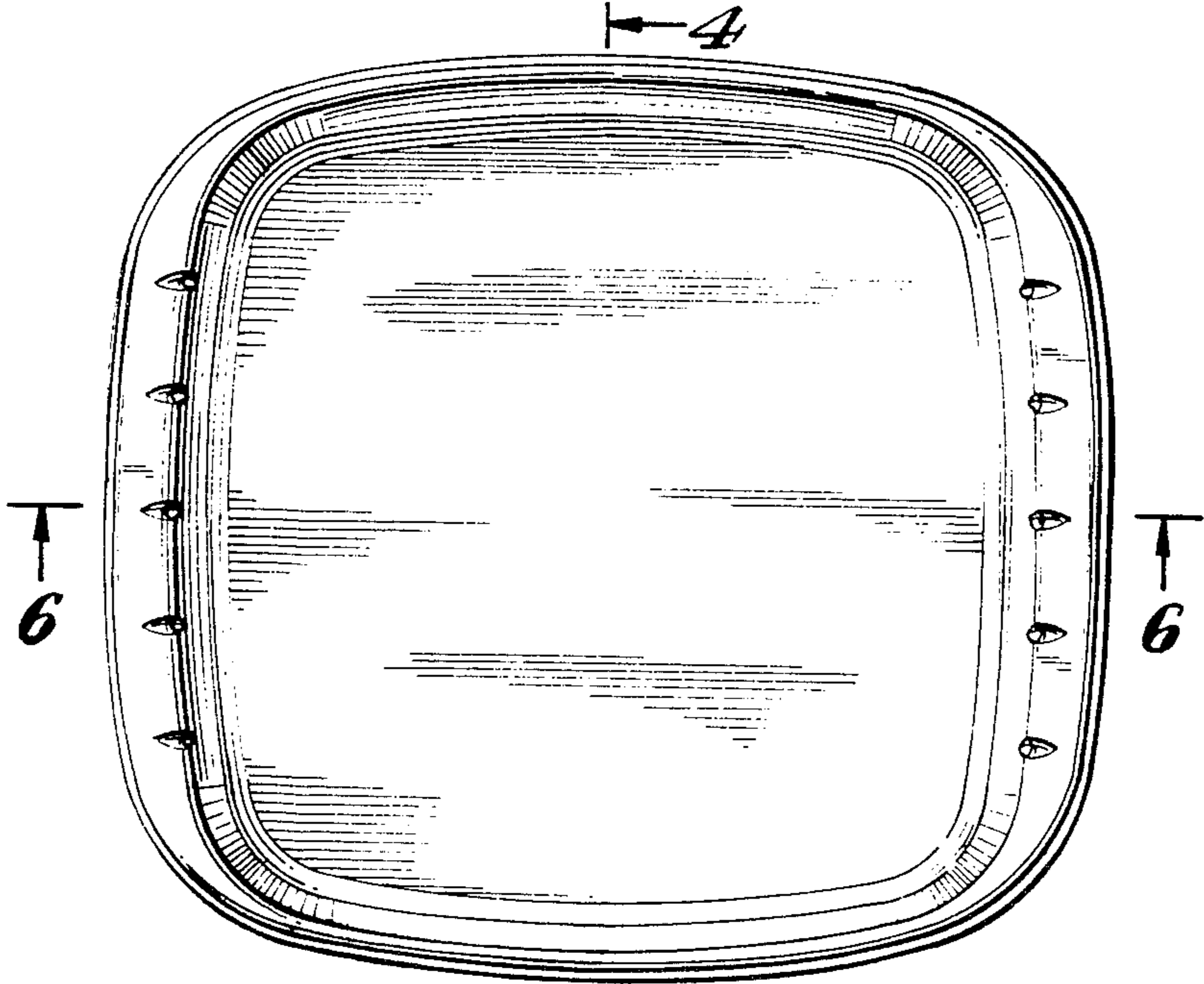


FIG. 1

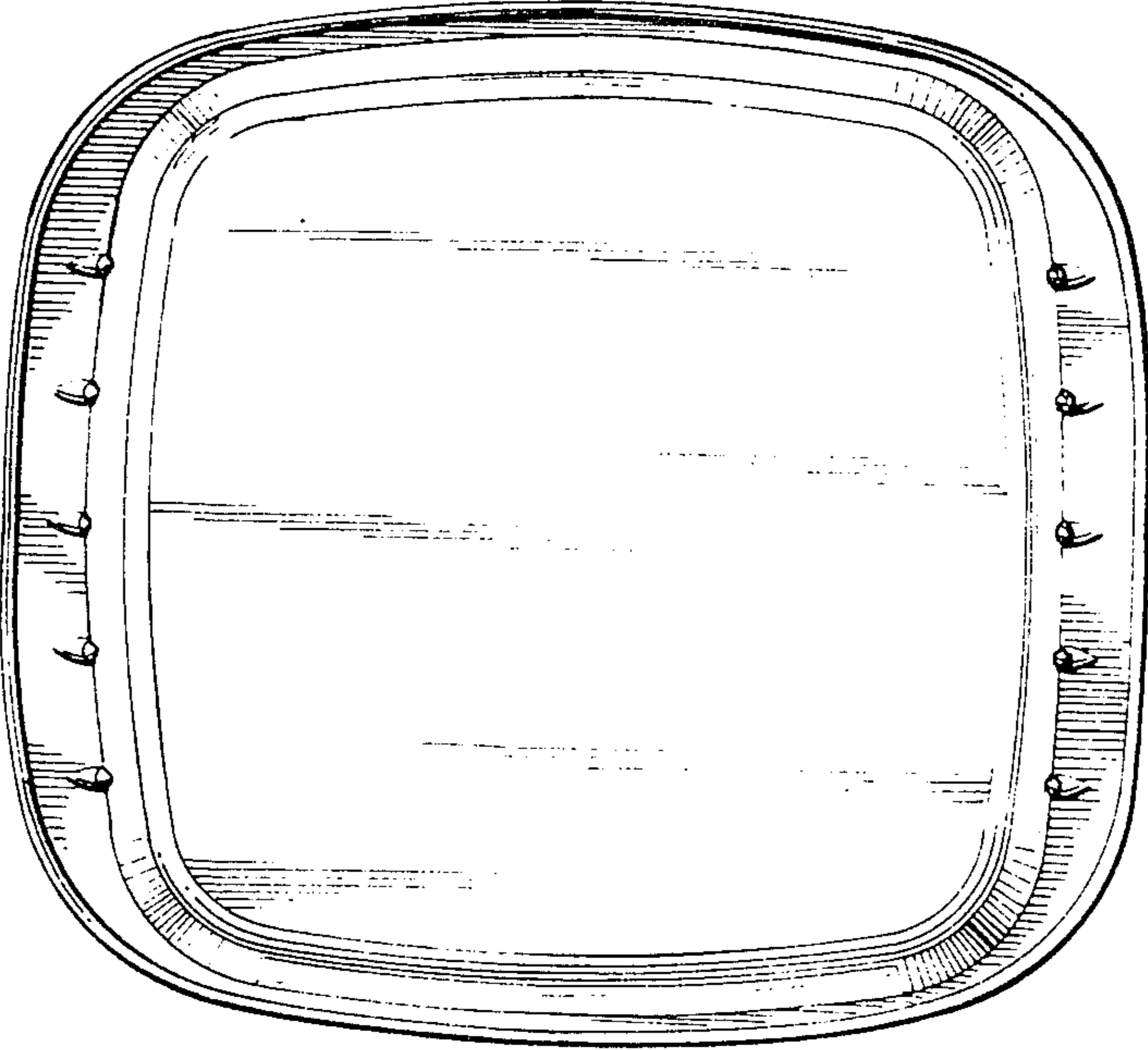


FIG. 2




FIG. 3




FIG. 4




FIG. 5




FIG. 6