

[54] HANDLE FOR A KNIFE

- [75] Inventor: Robert R. Welch, Chipping  
Campden, England
- [73] Assignee: Wilkinson Sword Limited, High  
Wycombe, England
- [\*\*] Term: 14 Years
- [21] Appl. No.: 320,649
- [22] Filed: Nov. 12, 1981

[30] Foreign Application Priority Data

- May 16, 1981 [GB] United Kingdom ..... 1000520
- [52] U.S. Cl. .... D7/152; D7/151;  
D7/395
- [58] Field of Search ..... D7/137, 151, 152, 150,  
D7/148, 395; D8/107, 98; 30/343, 344, 340

[56] References Cited

U.S. PATENT DOCUMENTS

- D. 136,445 10/1943 Gerber ..... D7/150
- 432,991 7/1890 Eggleston et al. .... D7/151 X
- 2,973,578 3/1961 Carroll et al. .... D7/137 X

OTHER PUBLICATIONS

*The Sporting Goods Dealer*, Jun. 1979, p. 106, Knife shown in center of page, Handle on Knife. Wenger of Switzerland.

*Gifts & Decorative Accessories*, Mar. 1978, p. 123, top r. panel, Knife at far right, Selandia Designs.

Primary Examiner—Winifred E. Herrmann  
Attorney, Agent, or Firm—John K. Williamson

[57] CLAIM

The ornamental design for a handle for a knife, as shown and described.

DESCRIPTION

FIG. 1 is a perspective view of a handle for a knife showing my new design, the broken lines depicted therein and representing a knife blade illustrative of environmental structure only;

FIG. 2 is a front elevational view thereof;

FIG. 3 is a top plan view thereof;

FIG. 4 is a bottom plan view thereof;

FIG. 5 is a rear elevational view thereof;

FIG. 6 is a left end elevational view of FIG. 2; and

FIG. 7 is a right end elevational view of FIG. 2.





FIG. 1

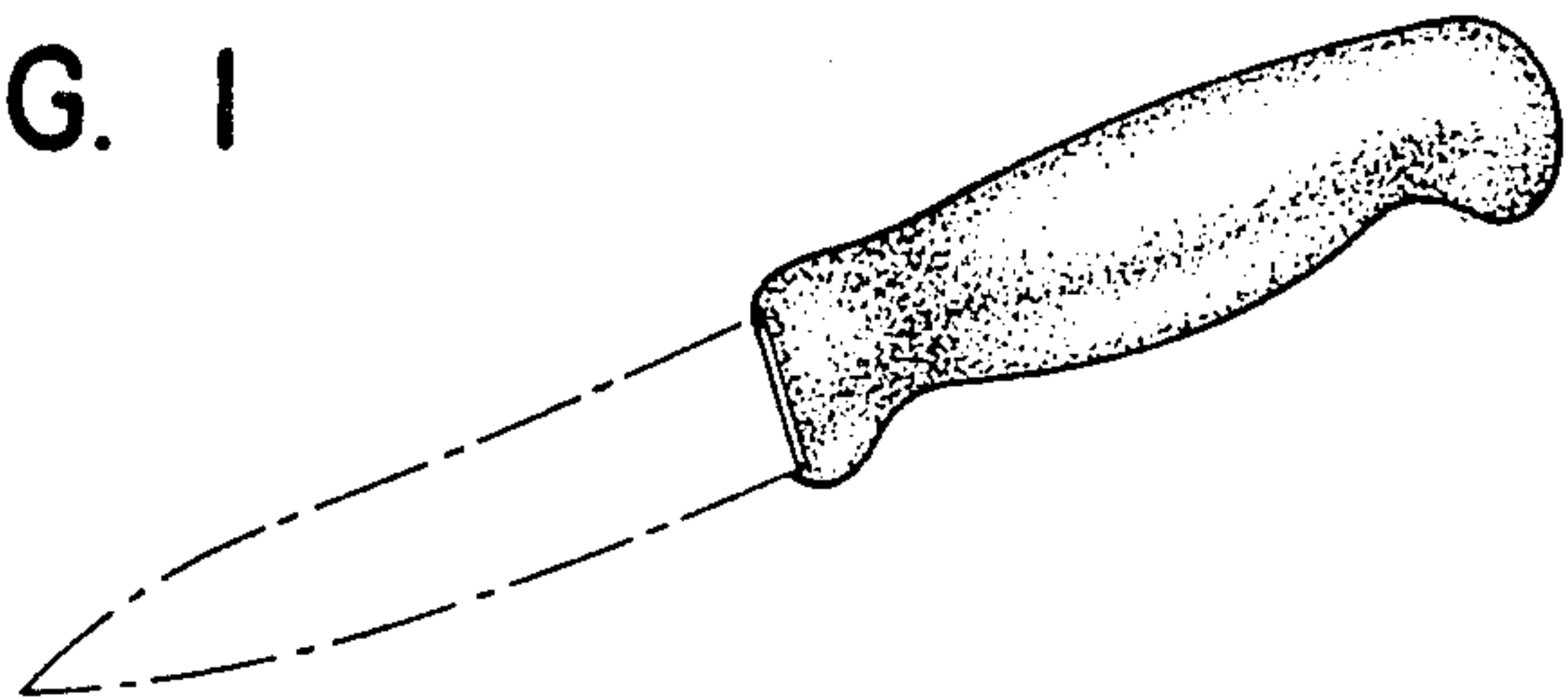


FIG. 2

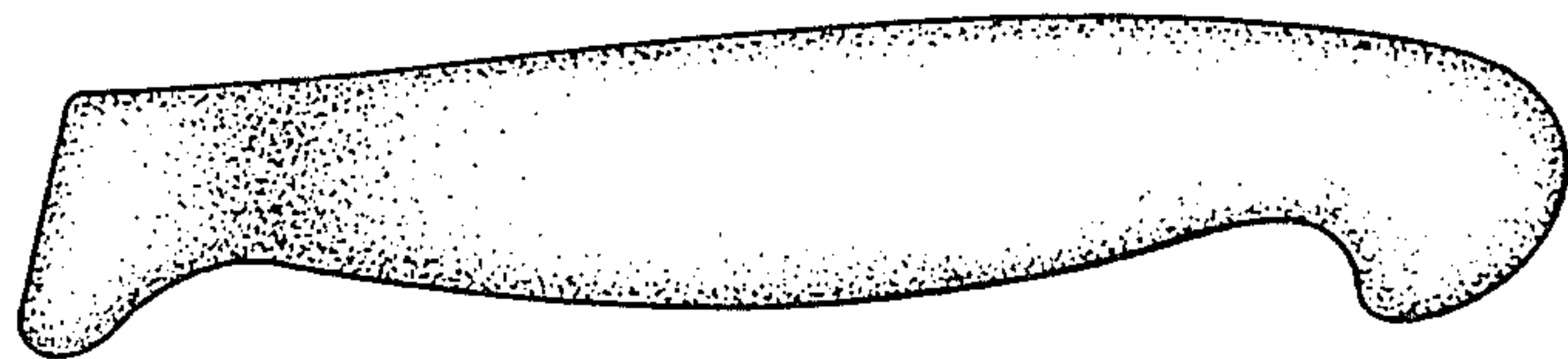


FIG. 3




FIG. 4




FIG. 5

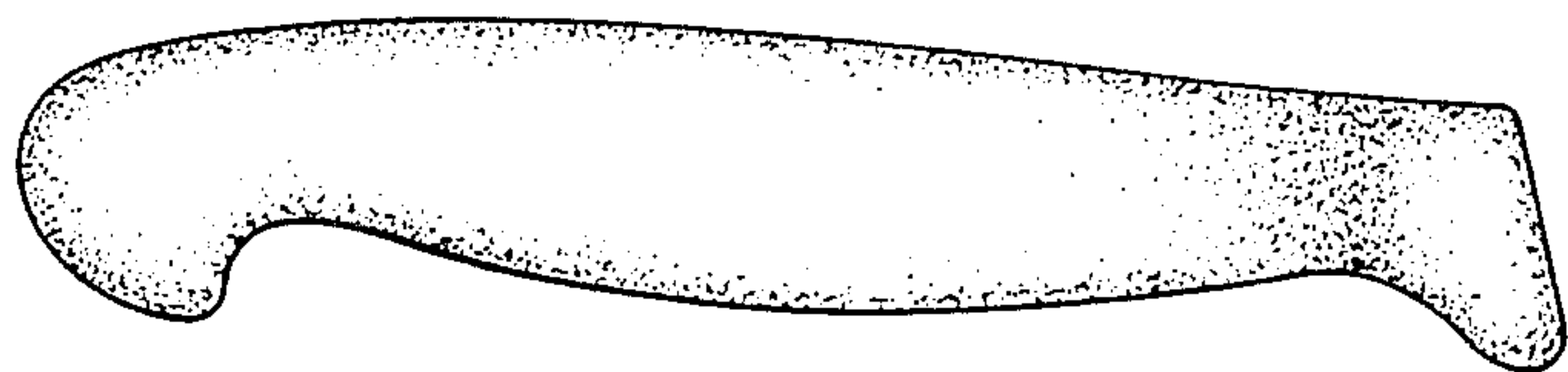


FIG. 6

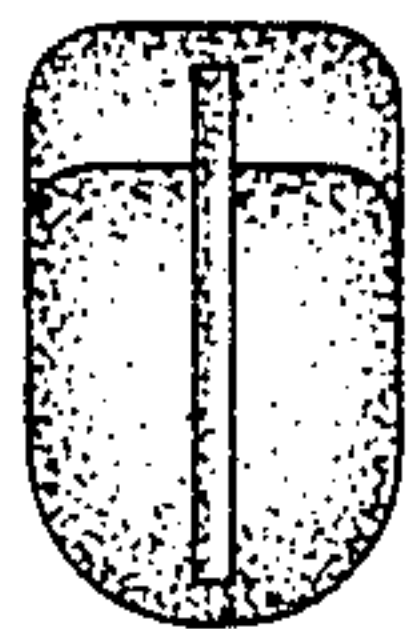


FIG. 7

