

[54] **HAND GRIP AID FOR GOLF**

[76] **Inventor: Leroy J. Klein, 4525 Brookshire Cir., Fort Wayne, Ind. 46815**

[\*\*] **Term: 14 Years**

[21] **Appl. No.: 505,880**

[22] **Filed: Jun. 20, 1983**

[52] **U.S. Cl. .... D21/234**

[58] **Field of Search ..... D21/234; 273/165, 166, 273/183 B, 188 R, 189 R; D2/380, 383, 393, 27, 361**

[56] **References Cited**

**U.S. PATENT DOCUMENTS**

1,200,580	10/1916	Brenner	.....	D21/234
2,288,150	6/1942	Wyman	.....	273/166
3,411,159	11/1968	Berkhemer	.....	273/165
3,554,554	1/1971	Zane	.....	273/165
4,243,028	1/1981	Puyana	.....	D2/380

*Primary Examiner*—Melvin B. Feifer  
*Attorney, Agent, or Firm*—Woodard, Weikart, Emhardt & Naughton

[57] **CLAIM**

The ornamental design for a hand grip aid for golf, as shown and described.

**DESCRIPTION**

FIG. 1 is a front elevational view of a hand grip aid for golf, showing my new design.

FIG. 2 is a rear elevational view thereof.

FIG. 3 is one end view thereof.


FIG. 4 is the opposite end view thereof.

FIG. 5 is the top plan view.

FIG. 6 is the bottom plan view.

FIG. 7 is a perspective view of a portion of the design in use wherein a golfer's hand and club grip are shown in broken lines to indicate environment only.

FIG. 8 is a complete pictorial view thereof in the same attitude as FIG. 7, but illustrated as though the left-hand was transparent, to show the complete design.



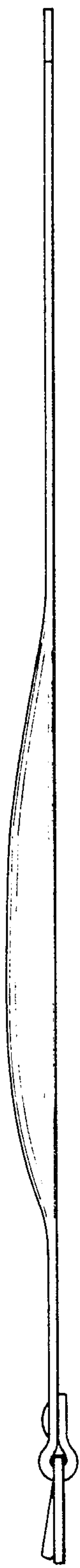


Fig. 1



Fig. 2

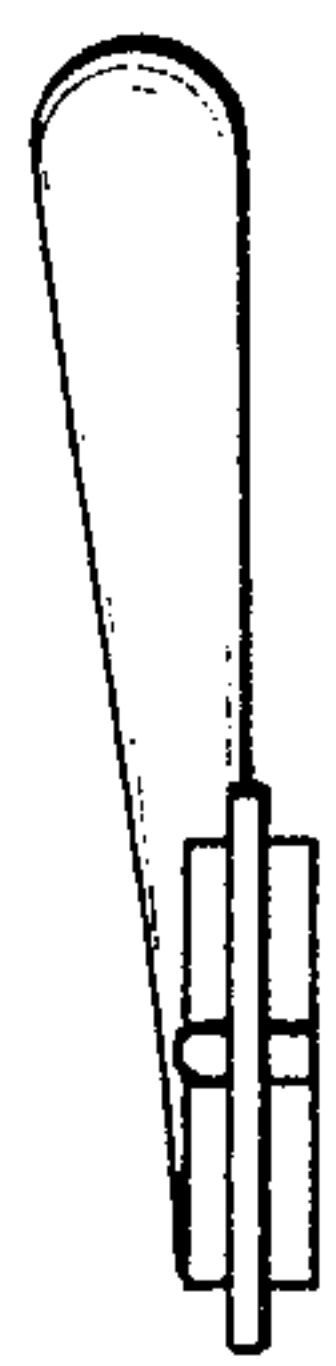


Fig. 3

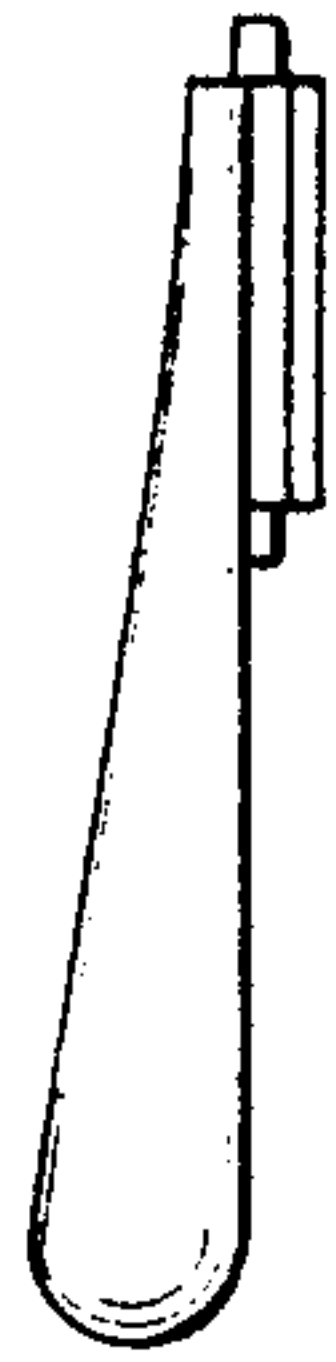


Fig. 4

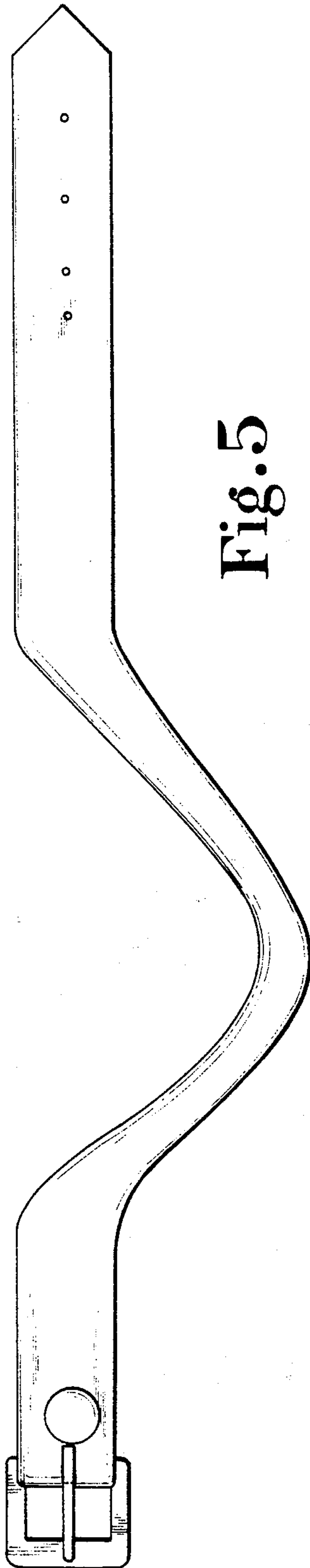


Fig. 5

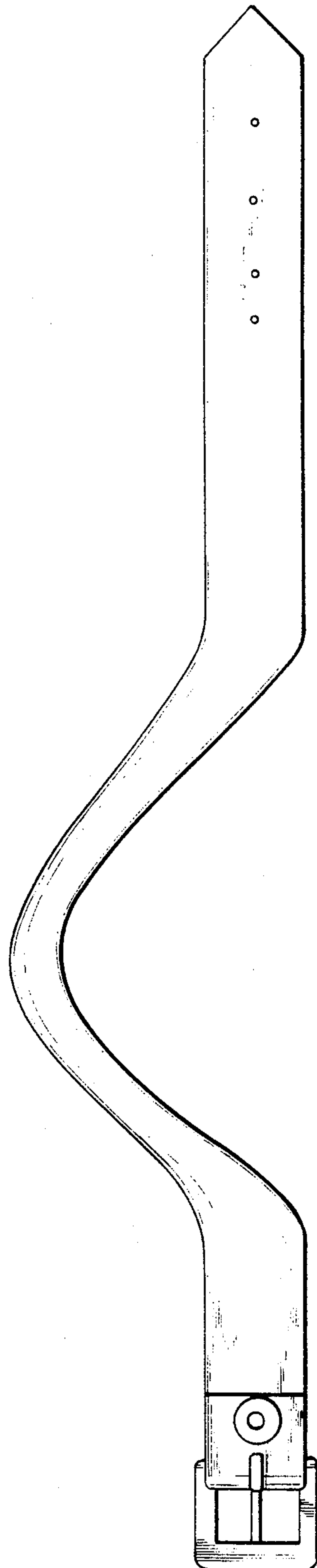
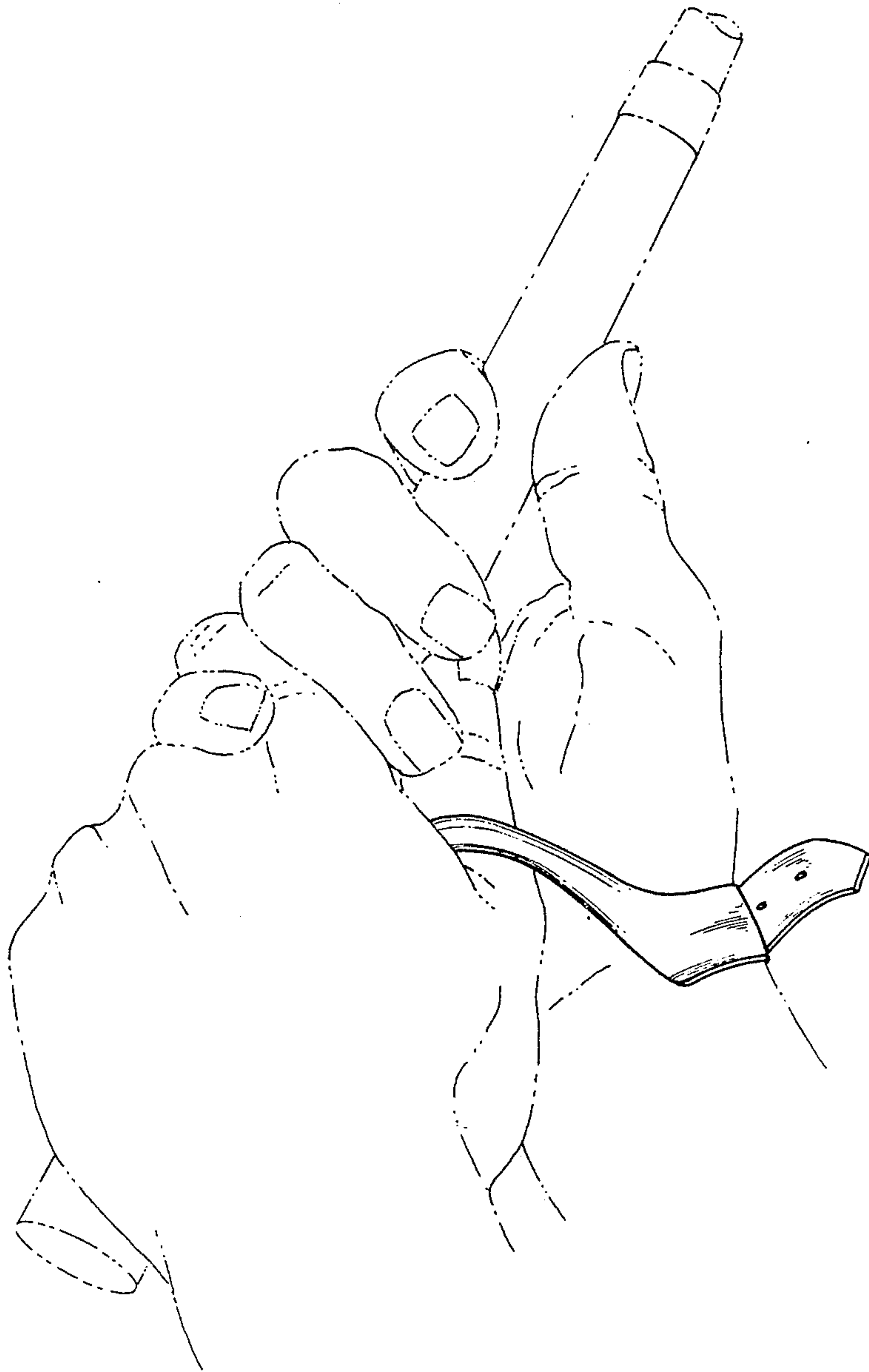
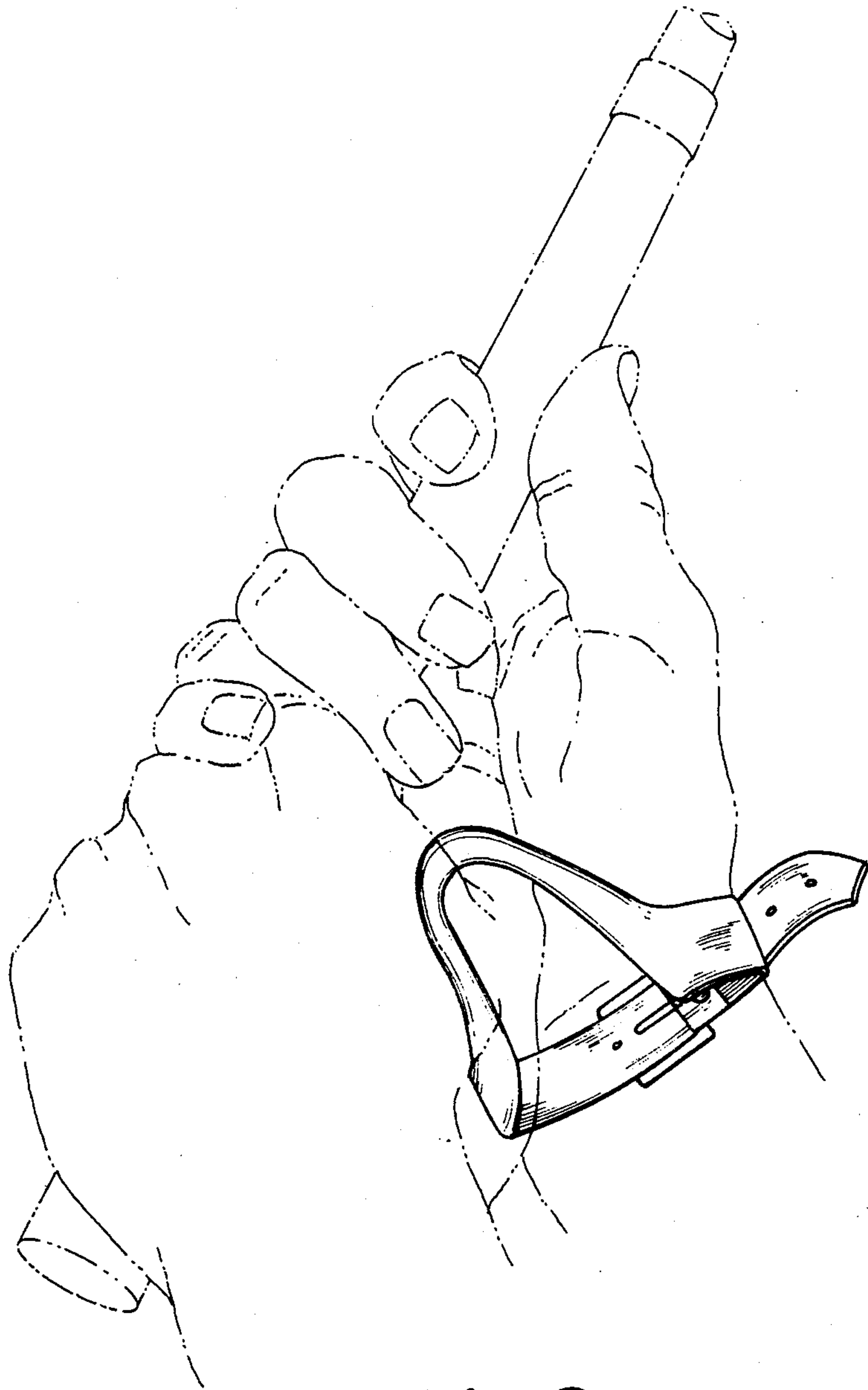


Fig. 6



**Fig. 7**



**Fig.8**