

[54] **BOAT MOTOR COMPARTMENT**

[75] **Inventor: Tony L. Riviezzo, Elkhart, Ind.**

[73] **Assignee: Holiday Rambler Corporation,
Wakarusa, Ind.**

[**] **Term: 14 Years**

[21] **Appl. No.: 385,502**

[22] **Filed: Jun. 7, 1982**

[52] **U.S. Cl. D12/318**

[58] **Field of Search D12/317, 318; 114/343,
114/364**

[56] **References Cited**

U.S. PATENT DOCUMENTS

188,776 9/1960 Parker et al. D12/317

OTHER PUBLICATIONS

Chrysler 1971 Boats brochure, Valiant, Chrysler Cathedrals.

Primary Examiner—James M. Gandy

Assistant Examiner—Kay H. Chin

Attorney, Agent, or Firm—Alexander, Unikel, Bloom,
Zalewa & Tenenbaum, Ltd.

[57] **CLAIM**

The ornamental design for a boat motor compartment, substantially as shown and described.

DESCRIPTION

FIG. 1 is a top perspective view of a boat motor compartment, showing my new design; it being understood that the broken lines shown in FIG. 1 are for illustrative purposes only;

FIG. 2 is a top plan view of the boat motor compartment;

FIG. 3 is a front elevational view;

FIG. 4 is a rear elevational view;

FIG. 5 is a side elevational view;

FIG. 6 is a sectional view along the line 6—6 of FIG. 4;

FIG. 7 is a sectional view taken along the line 7—7 of FIG. 4;

FIG. 8 is a partial sectional view along the line 8—8 of FIG. 2;

FIG. 9 is a top perspective view of a boat motor compartment showing a second embodiment of my new design;

FIG. 10 is a top plan view of FIG. 9;

FIG. 11 is a front elevational view of FIG. 9;

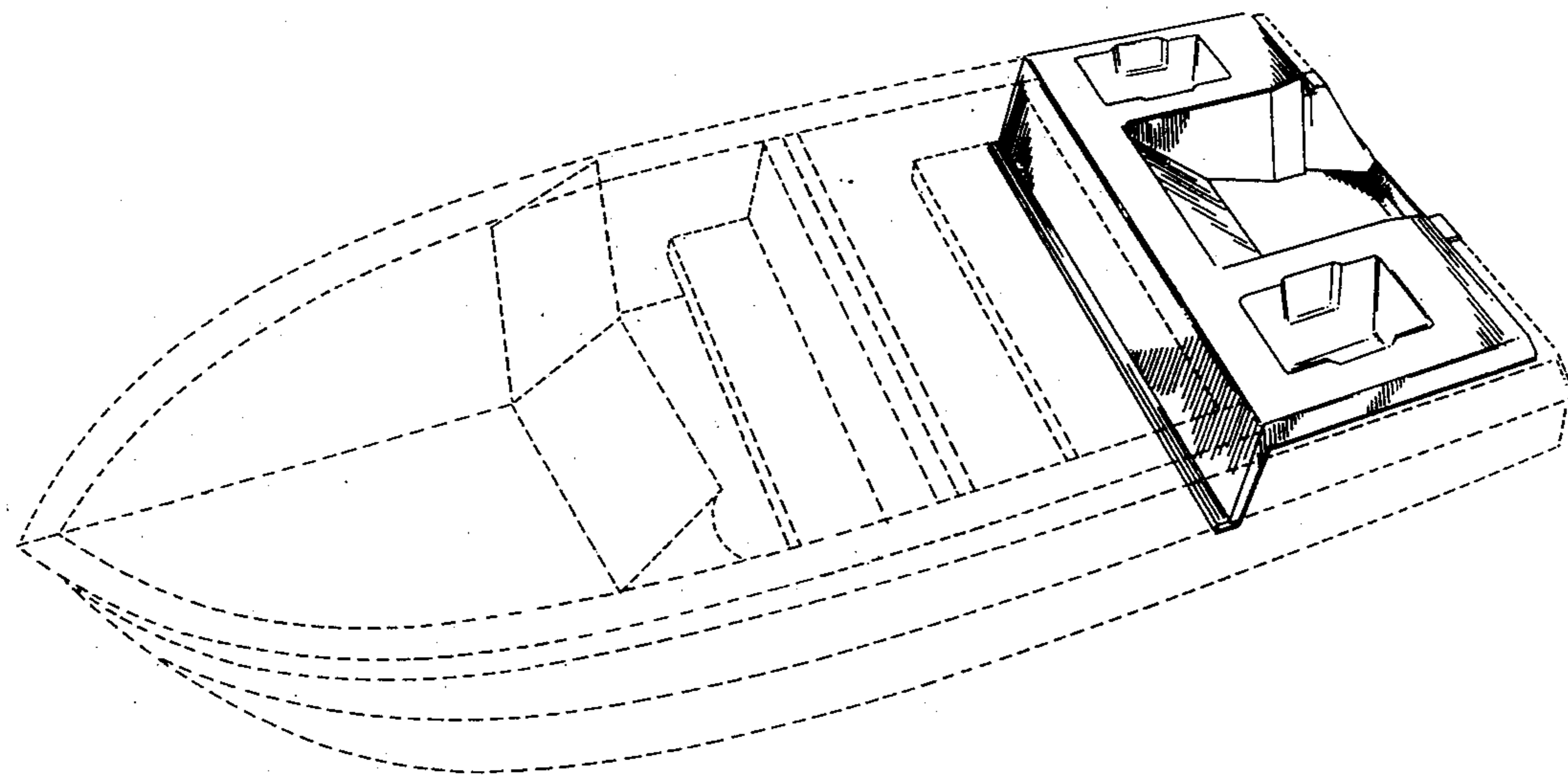
FIG. 12 is a rear elevational view of FIG. 9;

FIG. 13 is a side elevational view of FIG. 9;

FIG. 14 is a sectional view along the line 14—14 of FIG. 10;

FIG. 15 is a sectional view along the line 15—15 of FIG. 10; and

FIG. 16 is a partial sectional view along the line 16—16 of FIG. 10.




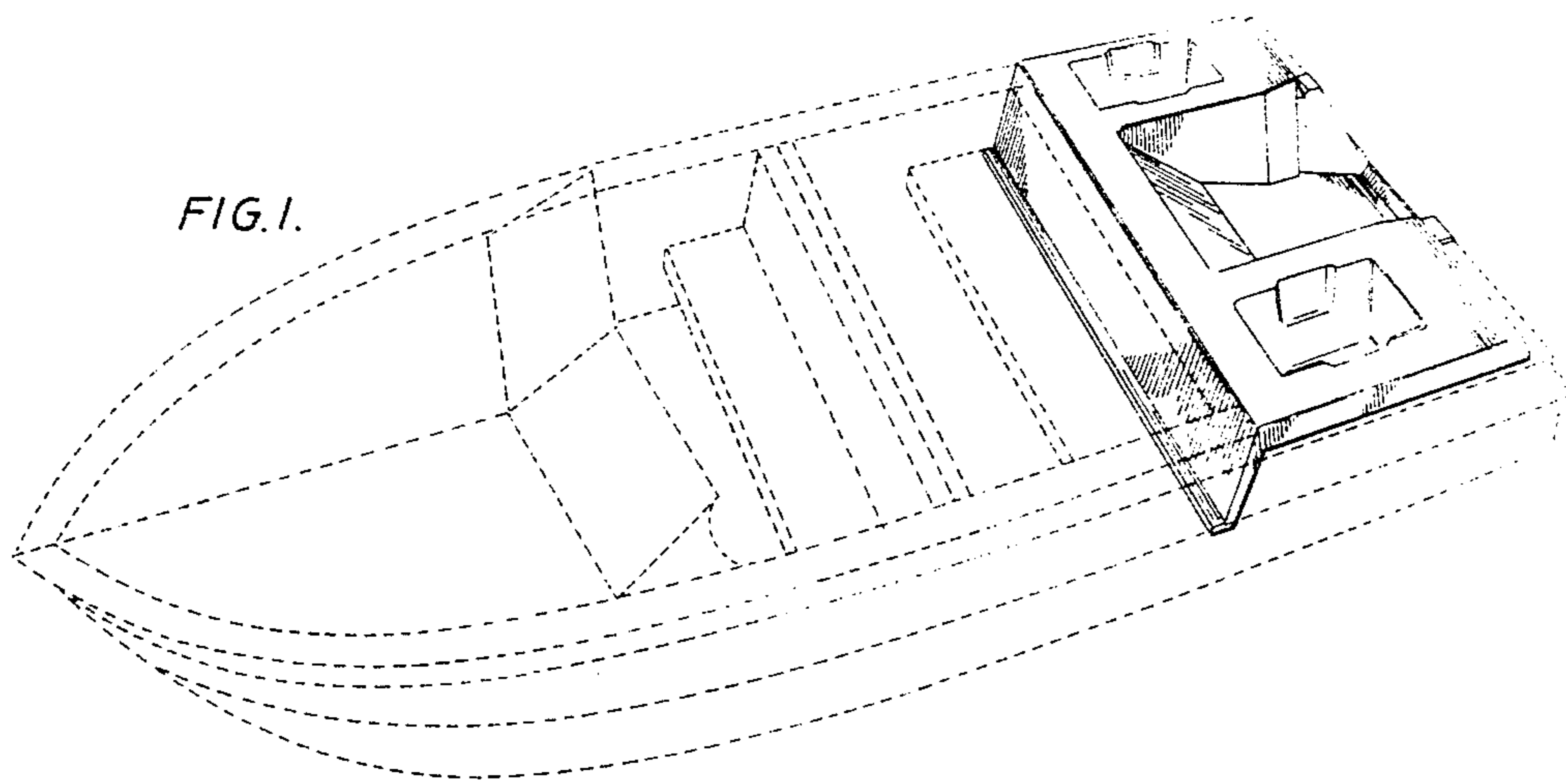


FIG. 3.

