

[54] ELECTRIC RICE COOKER

- [75] Inventors: Takeichi Obata, Hino; Shinji Oe, Kunitachi, both of Japan
- [73] Assignee: Hitachi Heating Appliances Co., Ltd., Chiba, Japan
- [\*\*] Term: 14 Years
- [21] Appl. No.: 473,859
- [22] Filed: Mar. 9, 1983
- [52] U.S. Cl. .... D7/360
- [58] Field of Search ..... D7/360, 354, 391, 387, D7/323, 393; 219/438-442, 432, 472-475

[56] References Cited

U.S. PATENT DOCUMENTS

D. 170,575	10/1953	Jepson .....	D7/360
D. 170,766	11/1953	Petertil .....	D7/360
4,234,783	11/1980	Hoshima .....	219/441
4,241,288	12/1980	Hoshima et al. ....	219/441
4,315,139	2/1982	Onishi et al. ....	219/441

OTHER PUBLICATIONS

*Retailing Home Furnishings*, Jan. 1978, p. 133, section 1, Automatic Gourmet Steam Cooker.  
*Good Housekeeping*, Nov. 1976, p. 243, Rival Crock--Pot.  
 Primary Examiner—Bernard Ansher  
 Assistant Examiner—Linda Titolo  
 Attorney, Agent, or Firm—Antonelli, Terry & Wands

[57] CLAIM

The ornamental design for an electric rice cooker, as shown.

DESCRIPTION

FIG. 1 is a front, top and right side perspective view of an electric rice cooker showing our new design;  
 FIG. 2 is a front elevational view thereof;  
 FIG. 3 is a right side elevational view thereof;  
 FIG. 4 is a top plan view thereof;  
 FIG. 5 is a bottom plan view thereof;  
 FIG. 6 is a left side elevational view thereof; and  
 FIG. 7 is a rear elevational view thereof.




FIG. 1




FIG. 2

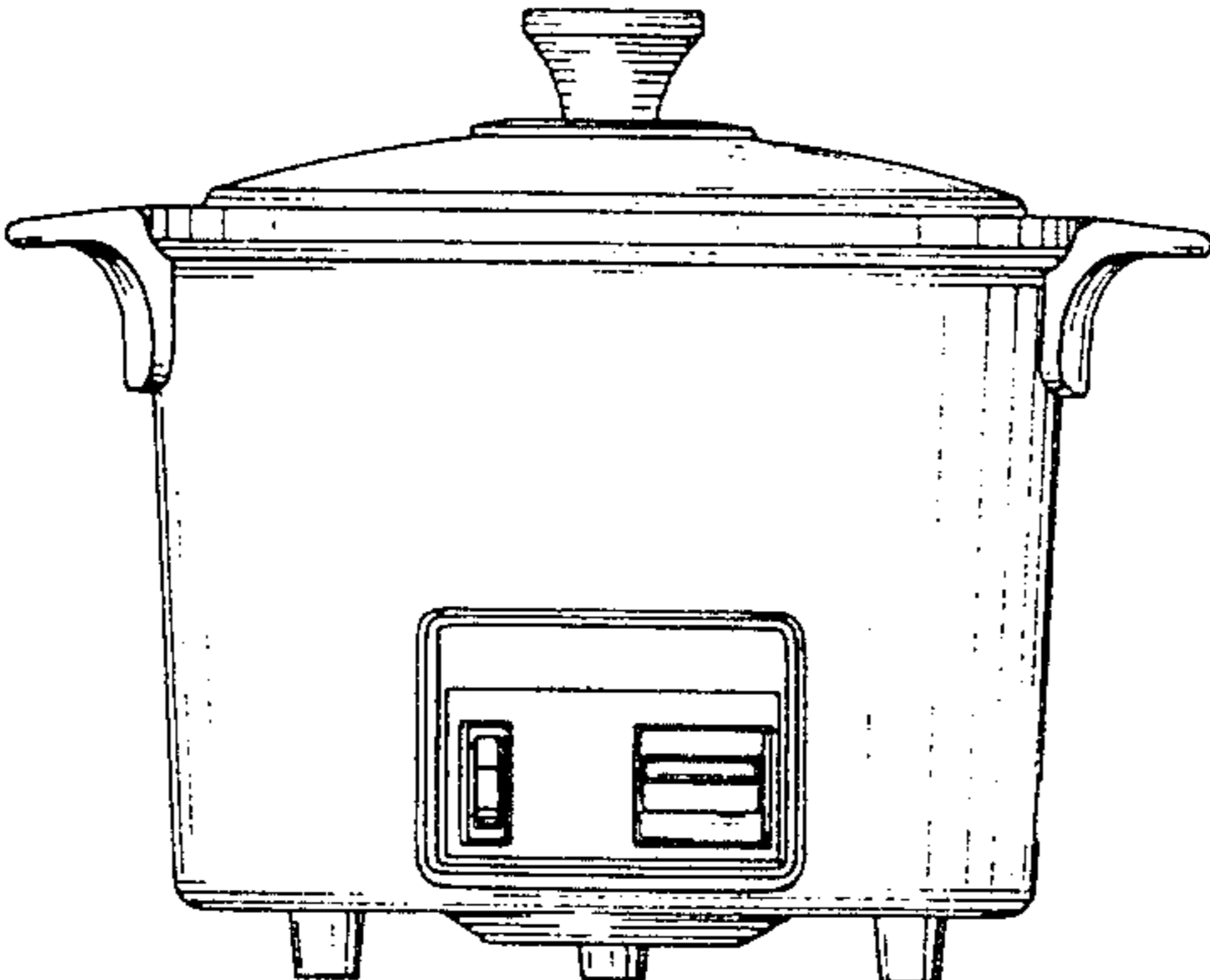


FIG. 3




FIG. 4

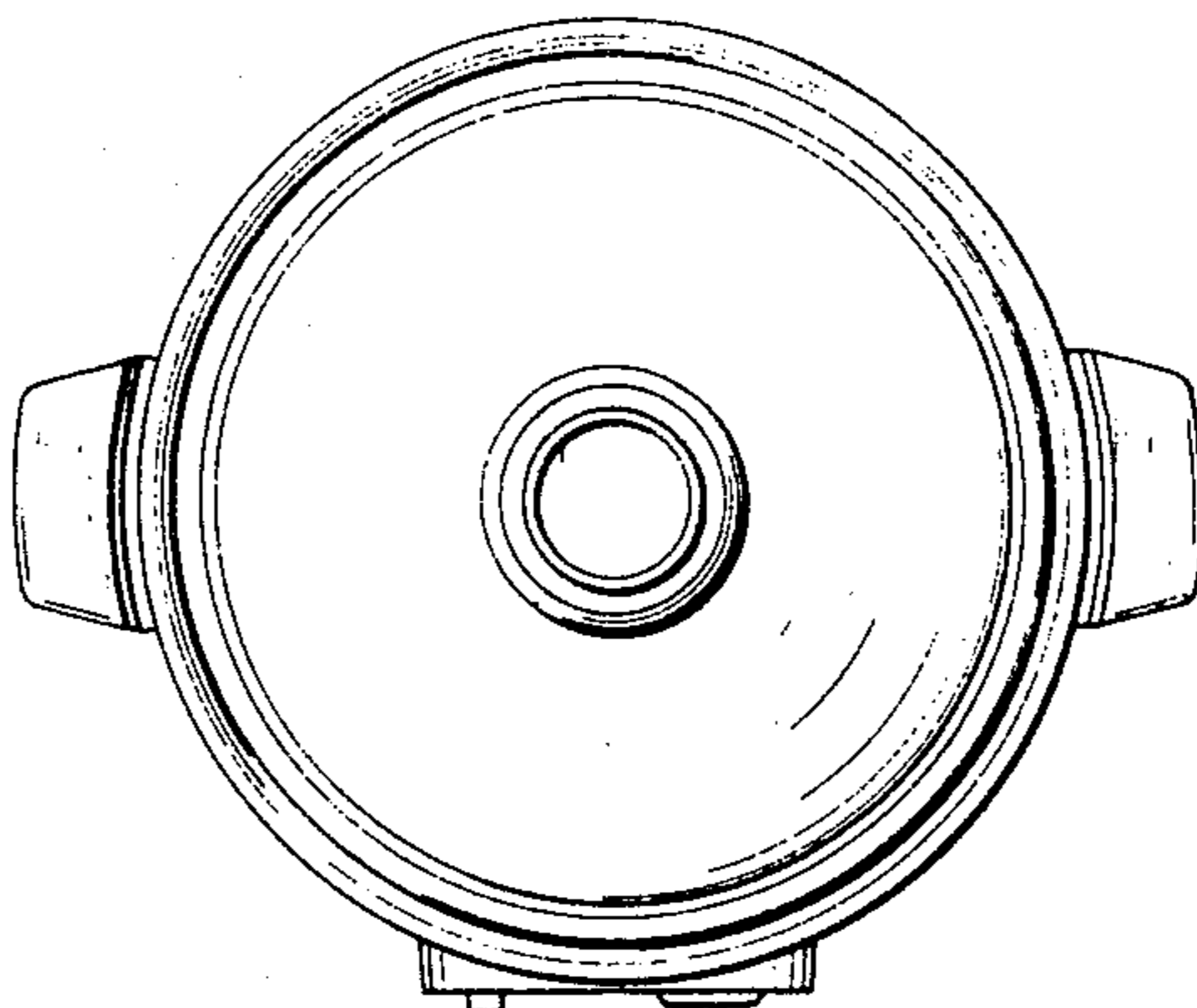


FIG. 5

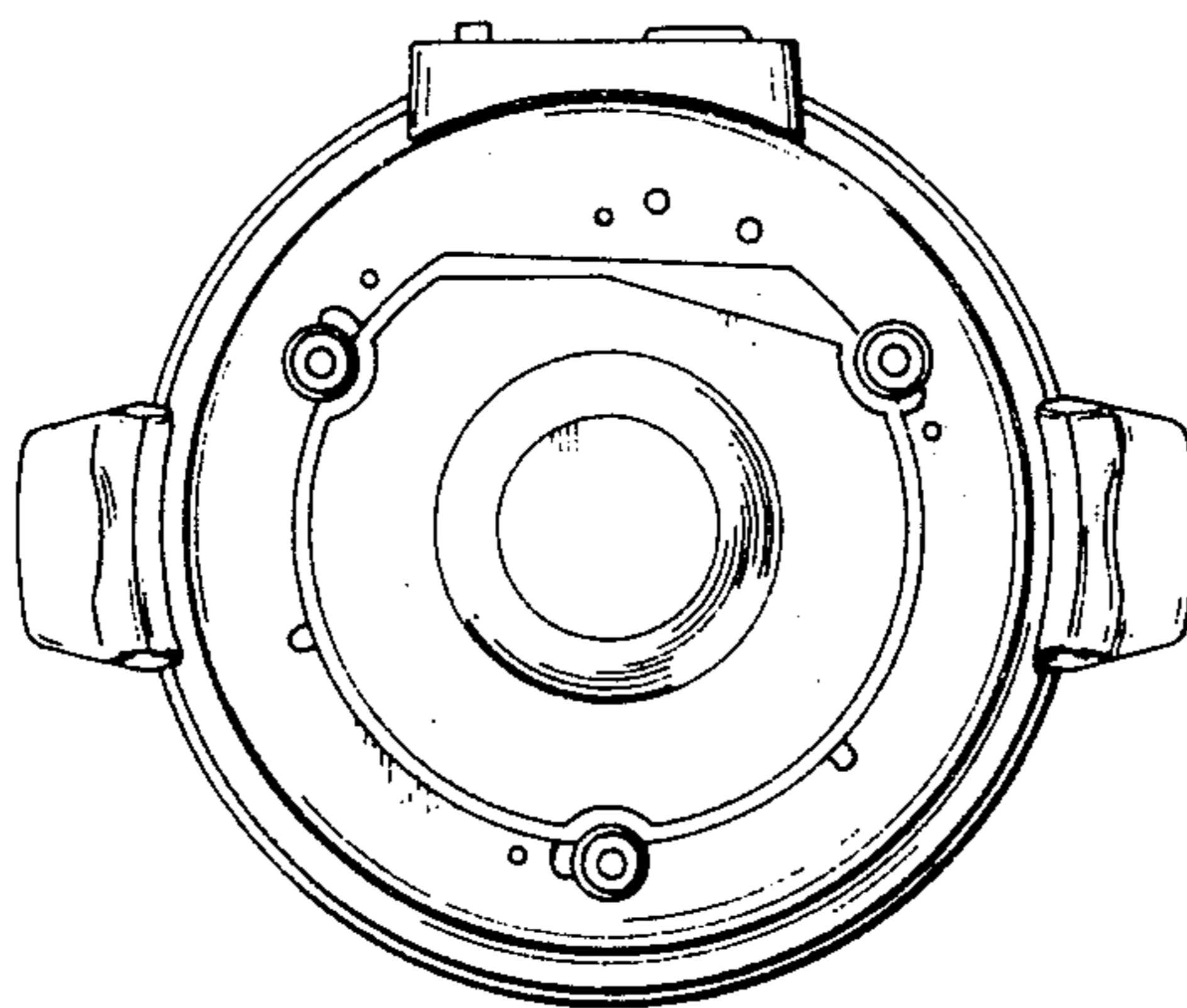


FIG. 6




FIG. 7

