

United States Patent [19]
Hypponen

[11] **Patent Number: Des. 280,052**

[45] **Date of Patent: ** Aug. 13, 1985**

[54] **FOOT SUPPORT PANEL**

[75] **Inventor: Matti Hyppönen, Iittala, Finland**

[73] **Assignee: Treston OY, Turku, Finland**

[**] **Term: 14 Years**

[21] **Appl. No.: 485,601**

[22] **Filed: Apr. 18, 1983**

[30] **Foreign Application Priority Data**

Jan. 7, 1983 [FI] Finland 17/83

[52] **U.S. Cl. D6/349; D6/491**

[58] **Field of Search D6/334, 349, 353, 360,
D6/491, 495, 492, 329**

[56] **References Cited**

U.S. PATENT DOCUMENTS

D. 178,850 9/1956 Upson D6/353

D. 186,488 10/1959 Madl D6/350 X

D. 225,492 12/1972 Swank D6/351

D. 251,278 3/1979 Rosenthal D6/349

Primary Examiner—Bruce W. Dunkins

Attorney, Agent, or Firm—Fitch, Even, Tabin & Flannery

[57] **CLAIM**

The ornamental design for foot support panel, as shown and described.

DESCRIPTION

FIG. 1 is a perspective top and front view of the foot support panel showing my new design;

FIG. 2 is a top view thereof;

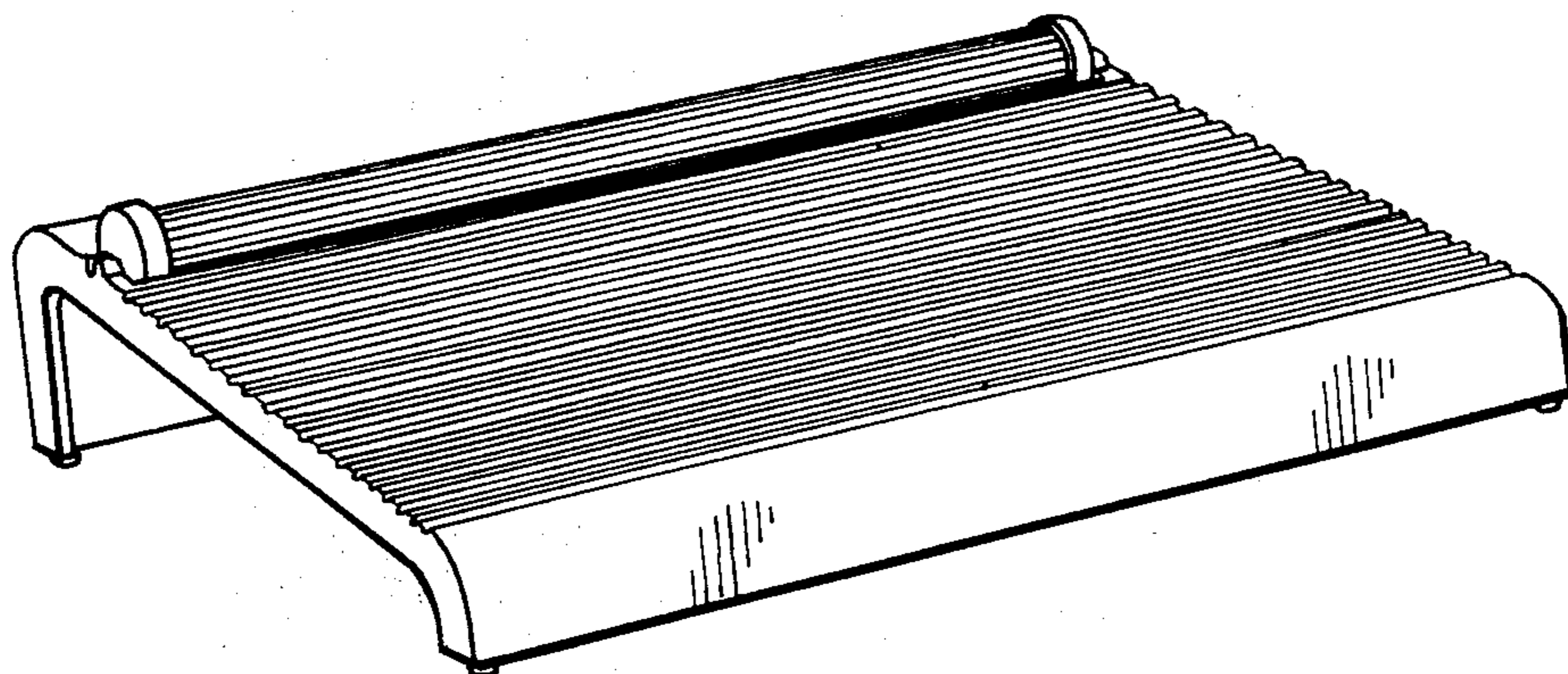
FIG. 3 is a side view thereof;

FIG. 4 is a front view thereof;

FIG. 5 is a bottom view thereof; and

FIG. 6 is a rear view thereof.

The side of the foot support panel not shown is a mirror image of the side shown in FIG. 3.



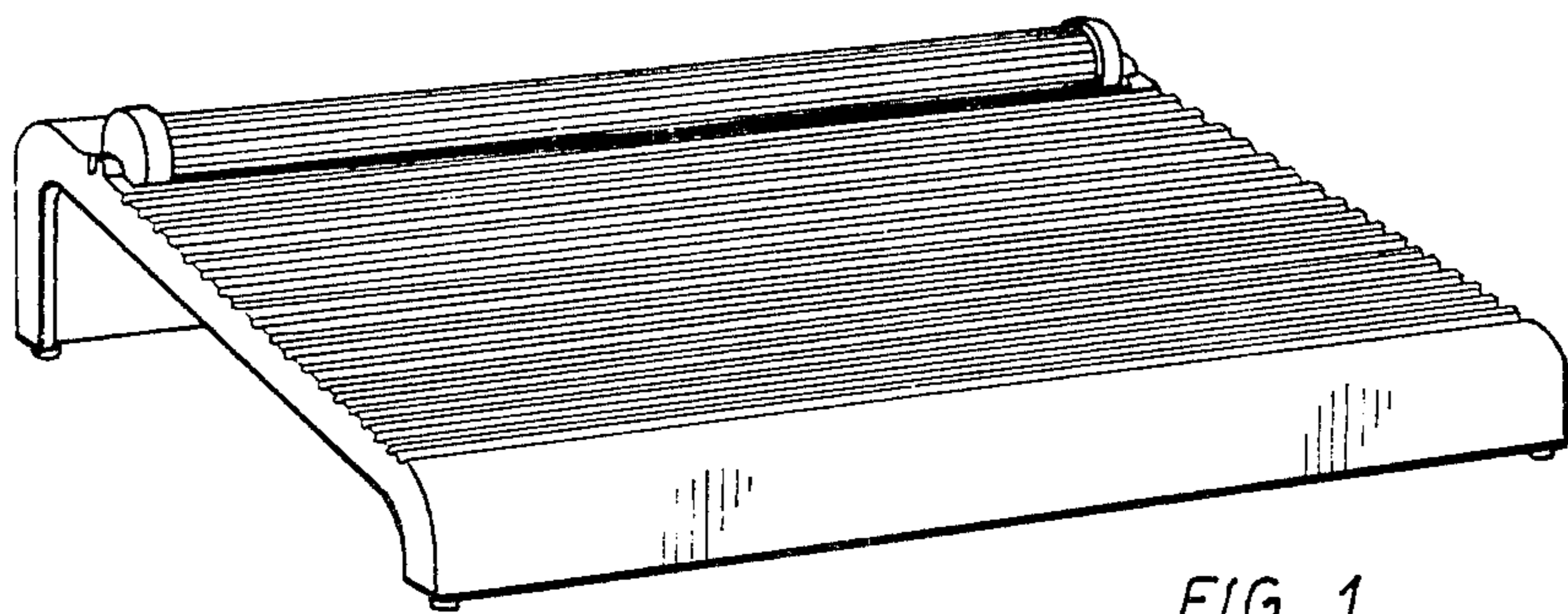


FIG. 1




FIG. 2

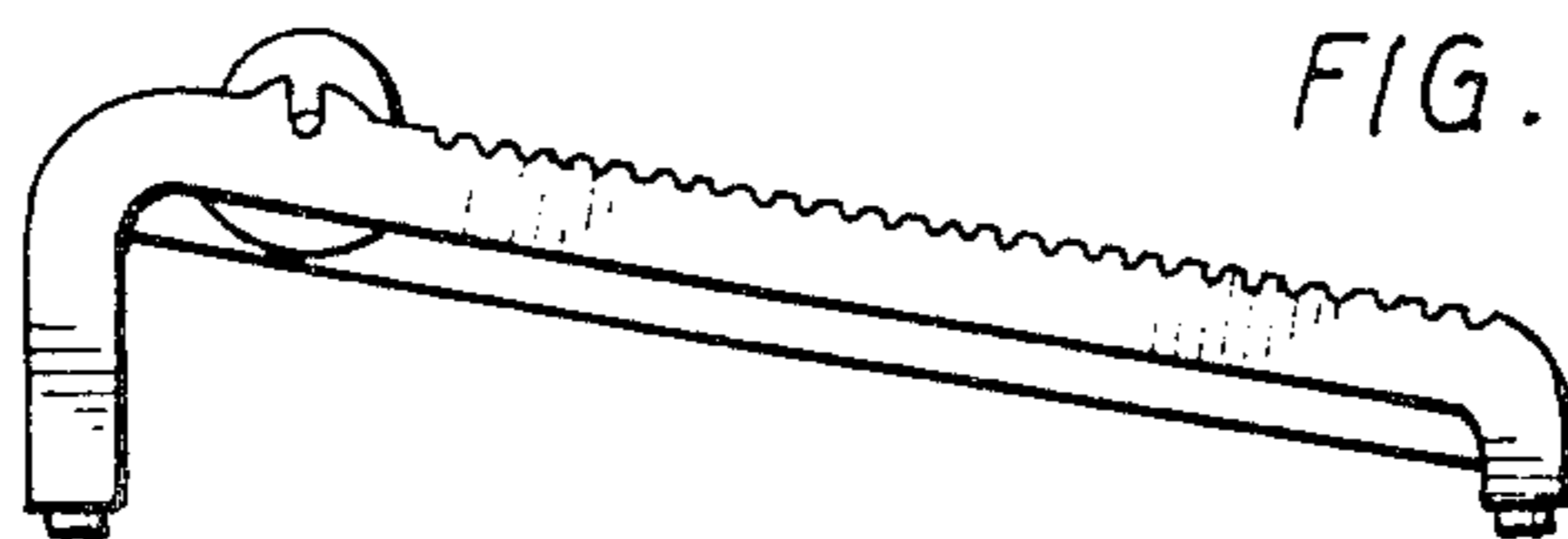


FIG. 3




FIG. 4

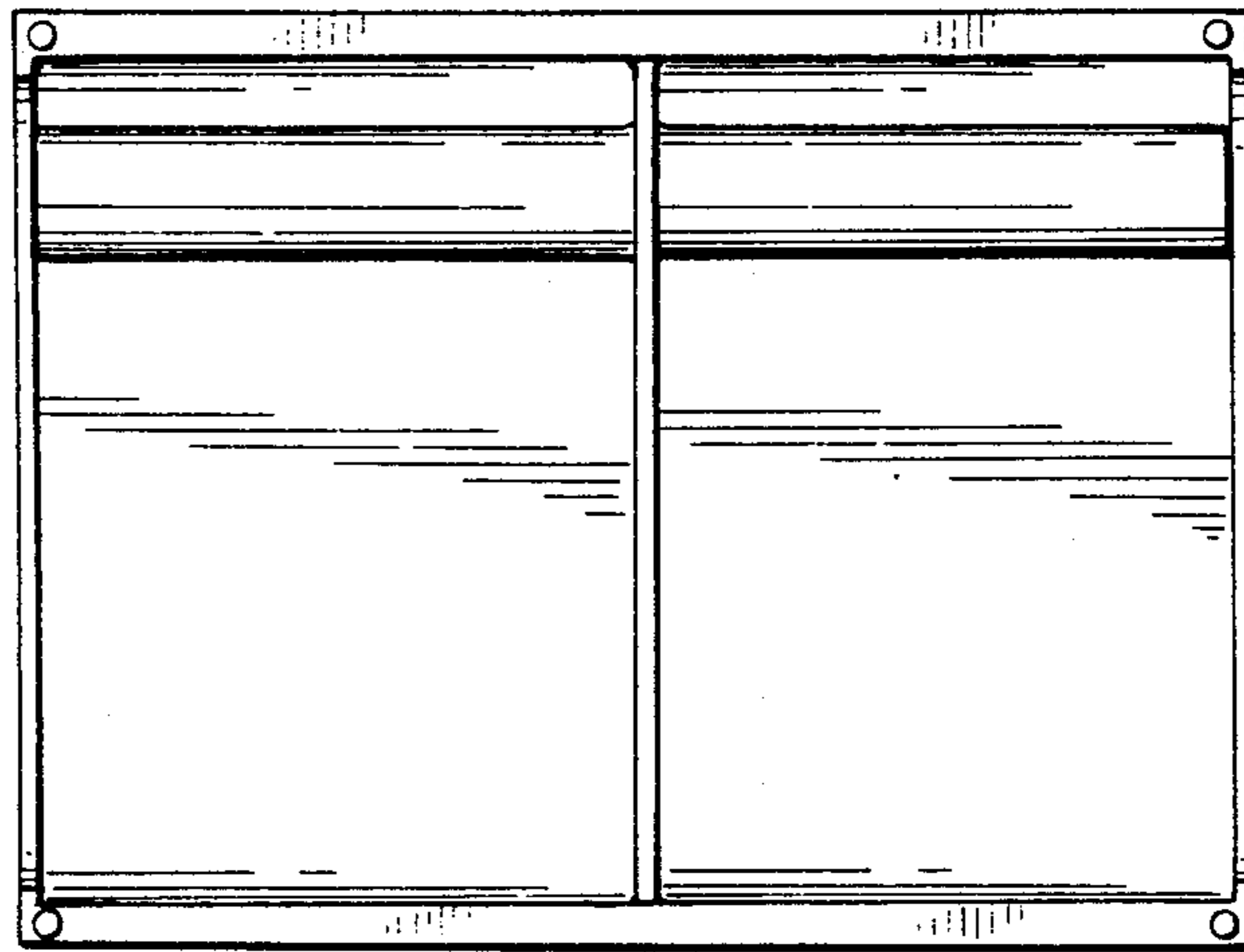


FIG. 5




FIG. 6