

[54] HOLDER FOR A RADIO FOR MOUNTING OVER THE TRANSMISSION HUMP OF A VEHICLE

[76] Inventor: Eduard A. Jaeger, c/o R. L. Mikesell, Esq., 16311 Ventura Blvd., Suite 580, Encino, Calif. 91436

[**] Term: 14 Years

[21] Appl. No.: 433,544

[22] Filed: Jan. 28, 1983

[52] U.S. Cl. D3/40

[58] Field of Search D3/40; D12/155; 224/42.11, 42.42, 42.45 R; 296/37.8, 37.14; 312/7.1

[56] References Cited

U.S. PATENT DOCUMENTS

D. 213,447 3/1969 Small D12/155
4,061,258 12/1977 Dysart 224/42.45 R

FOREIGN PATENT DOCUMENTS

2301413 9/1976 France 224/42.45 R

OTHER PUBLICATIONS

J. C. Whitney, Catalog No. 423B, p. 15, Radio Installation Kit, second box up from bottom center of page.

Primary Examiner—James M. Gandy
Attorney, Agent, or Firm—R. L. Mikesell

[57] CLAIM

The ornamental design for a holder for a radio for mounting over the transmission hump of a vehicle, as shown.

DESCRIPTION

FIG. 1 is a front perspective view of a holder for a radio for mounting over the transmission hump of a vehicle showing my new design;
FIG. 2 is a side elevation view thereof;
FIG. 3 is a bottom plan view thereof;
FIG. 4 is a top plan view thereof;
FIG. 5 is a rear elevation view thereof; and
FIG. 6 is a front elevation view thereof.

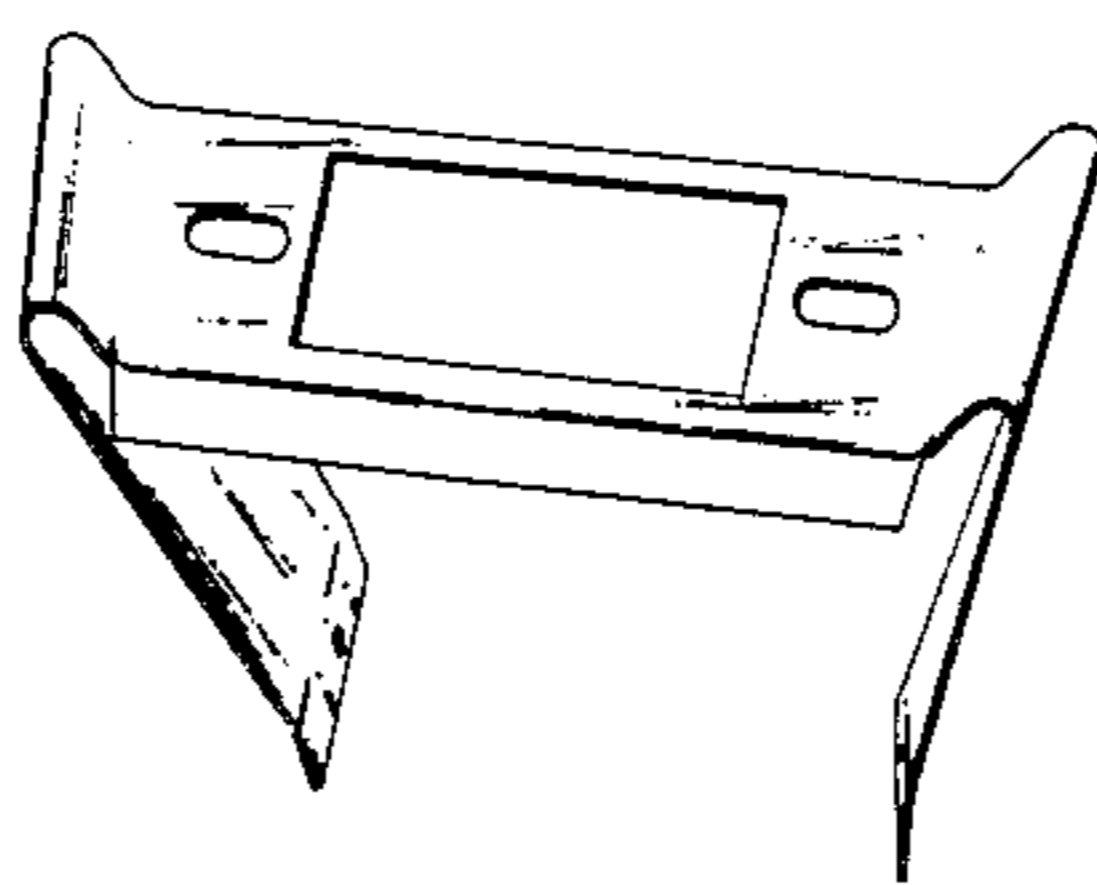


Fig. 1.

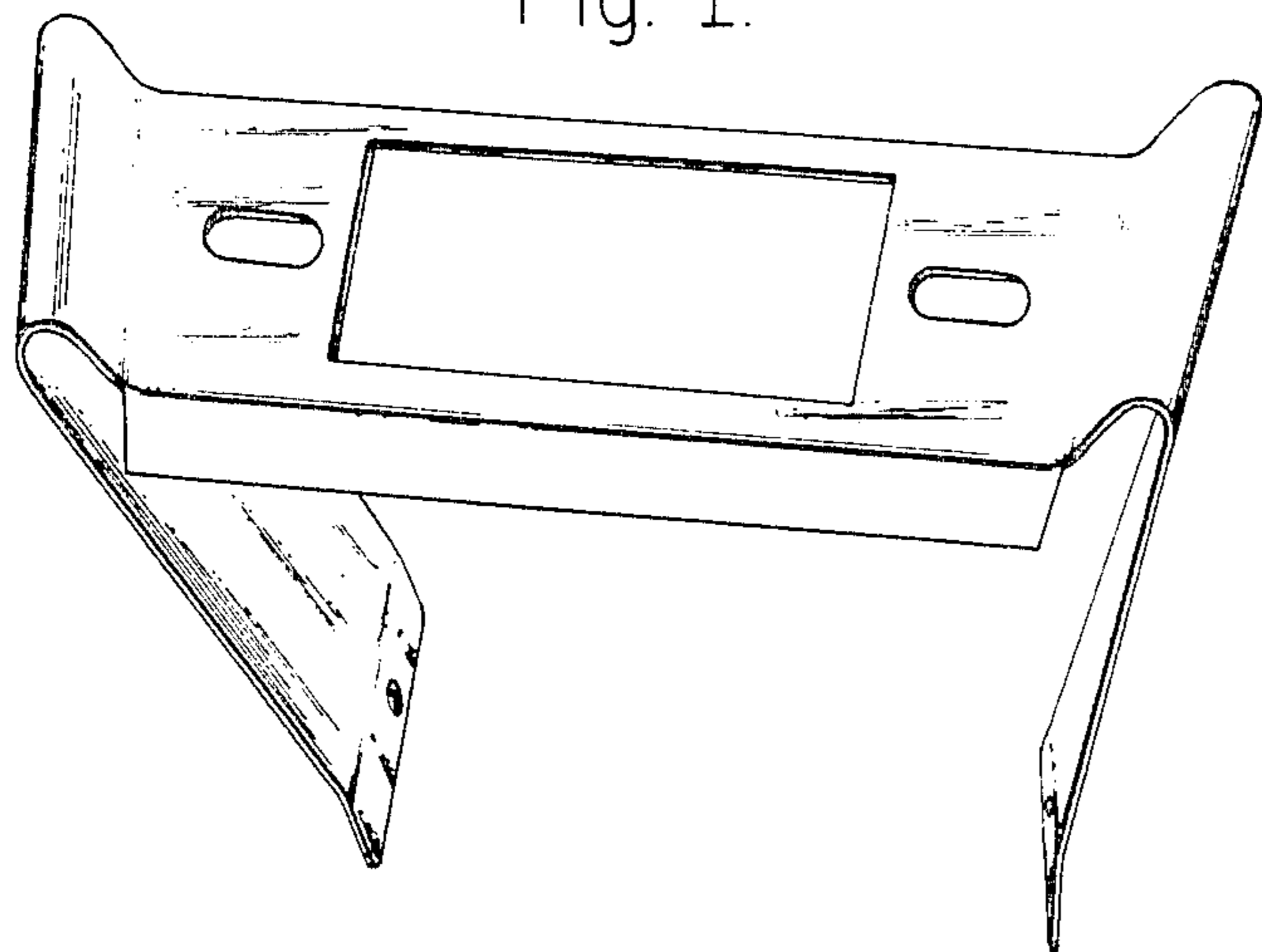


Fig. 2.




Fig. 5.

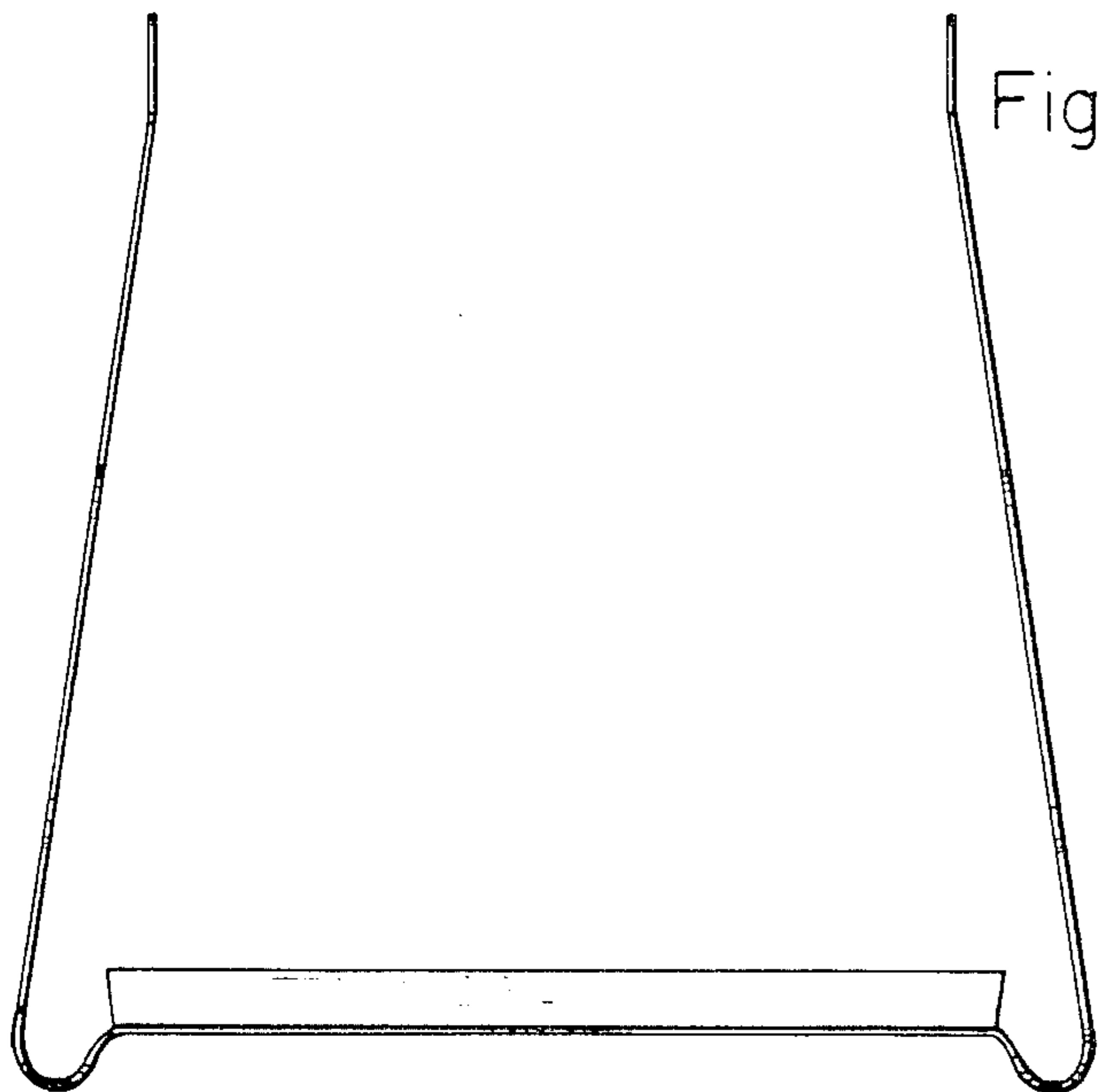


Fig. 3.




Fig. 4.

Fig. 6.

