

[54] FAUCET SET

[75] Inventors: Charles D. Miller; Bernard O. Daniels; William C. McKeone, all of Kansas City, Mo.

[73] Assignee: Broadway Industries, Inc., Kansas City, Mo.

[**] Term: 14 Years

[21] Appl. No.: 538,224

[22] Filed: Oct. 3, 1983

[52] U.S. Cl. D23/25

[58] Field of Search D23/23-32; D8/307-310, 312; 4/191, 192; 137/606, 801; 251/155

D. 237,615	11/1975	Saporito	D23/25
D. 276,259	11/1984	Miller	D23/25
4,141,383	2/1978	Geimer	137/606
4,290,445	9/1981	Turner	137/801 X

OTHER PUBLICATIONS

Domestic Engineering, Apr. 1964, p. 79.

Domestic Engineering, Oct. 1981, p. 63.

House & Home, Jan. 1966, p. 70.

Primary Examiner—James R. Largen

Attorney, Agent, or Firm—Schmidt, Johnson, Hovey & Williams

[57] CLAIM

The ornamental design for a faucet set, as shown.

DESCRIPTION

FIG. 1 is a front elevational view of a faucet set showing my new design;

FIG. 2 is a top plan view thereof;

FIG. 3 is a right side elevational view thereof;

FIG. 4 is a rear elevational view thereof; and

FIG. 5 is a left side elevational view thereof.

[56] References Cited

U.S. PATENT DOCUMENTS

D. 181,595	12/1957	McLean	D23/26
D. 187,846	5/1960	Brown	D23/26
D. 200,042	1/1965	MacKay	D23/25
D. 211,343	6/1968	Jones	D23/23




Fig. 1




Fig. 2





Fig. 3



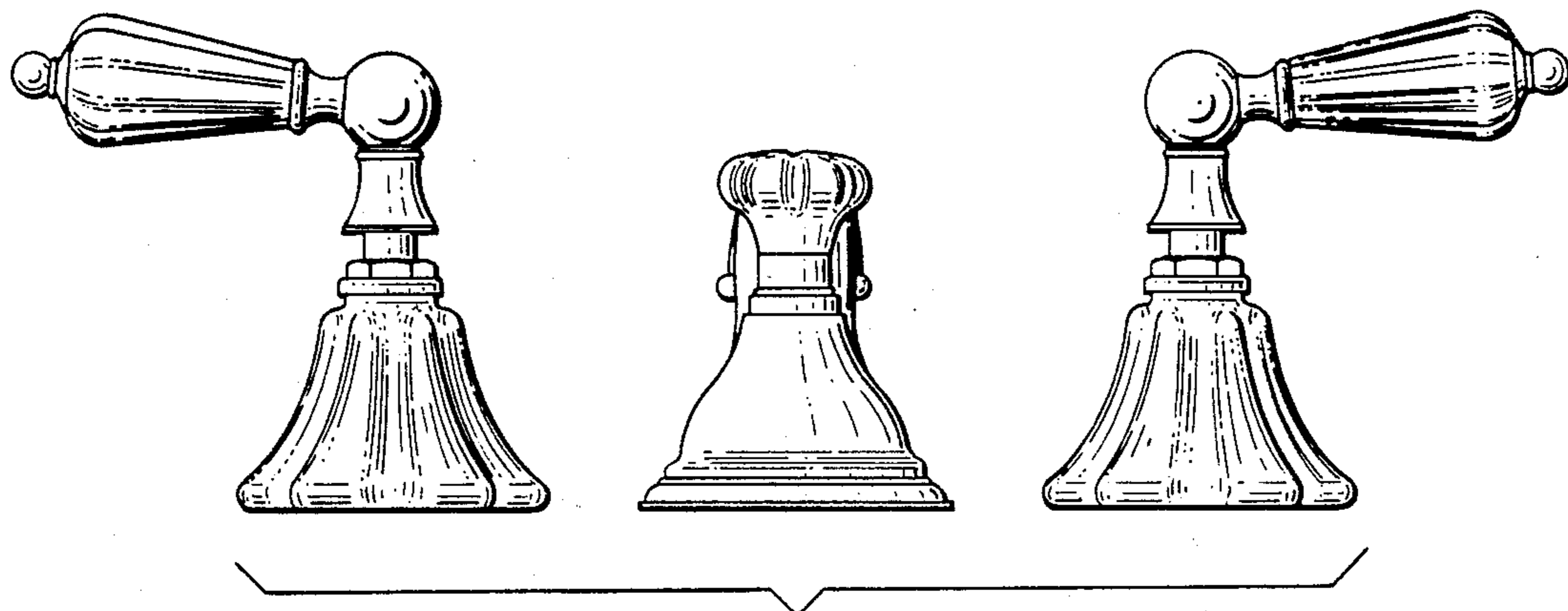


Fig. 4




Fig. 5