

# United States Patent [19]

Zeischegg et al.

[11] Patent Number: **Des. 279,945**

[45] Date of Patent: **\* Aug. 6, 1985**

[54] **MAGAZINE RACK**

[76] Inventors: **Walter Zeischegg**, Blumenscheinweg  
10, Ulm; **Bernd Brüßing**, Bilharzstr.  
3, Ulm-Lehr, both of Fed. Rep. of  
Germany, D-7900

[\*] Notice: The portion of the term of this patent  
subsequent to May 7, 1999 has been  
disclaimed.

[\*\*] Term: **14 Years**

[21] Appl. No.: **411,232**

[22] Filed: **Aug. 24, 1982**

[30] **Foreign Application Priority Data**

Feb. 25, 1982 [DE] Fed. Rep. of Germany ..... MR 954

Mar. 16, 1982 [FR] France ..... DM-001299

[52] U.S. Cl. .... **D6/449; D6/455;**  
D6/467

[58] Field of Search ..... D6/181, 186, 184, 185,  
D6/85, 157, 188; 211/13, 74, 42, 43, 45; D7/71;  
D32/55

[56] **References Cited**

**U.S. PATENT DOCUMENTS**

D. 251,049 2/1979 Gardner ..... D7/71  
3,388,807 6/1968 Emmitt ..... 211/74

*Primary Examiner*—Carmen H. Vales

*Attorney, Agent, or Firm*—Karl F. Ross; Herbert Dubno

[57] **CLAIM**

The ornamental design for a magazine rack, as shown  
and described.

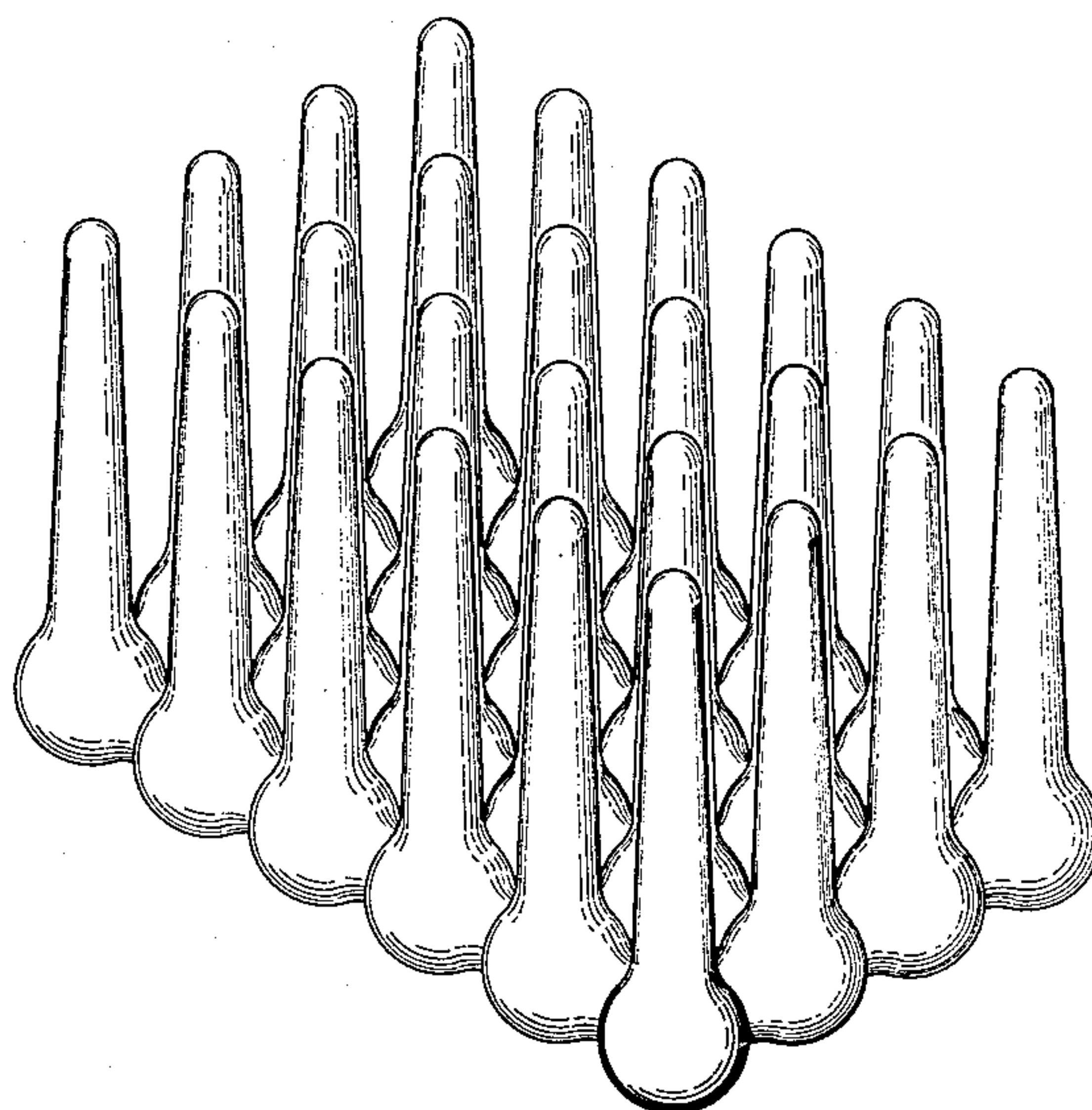
**DESCRIPTION**

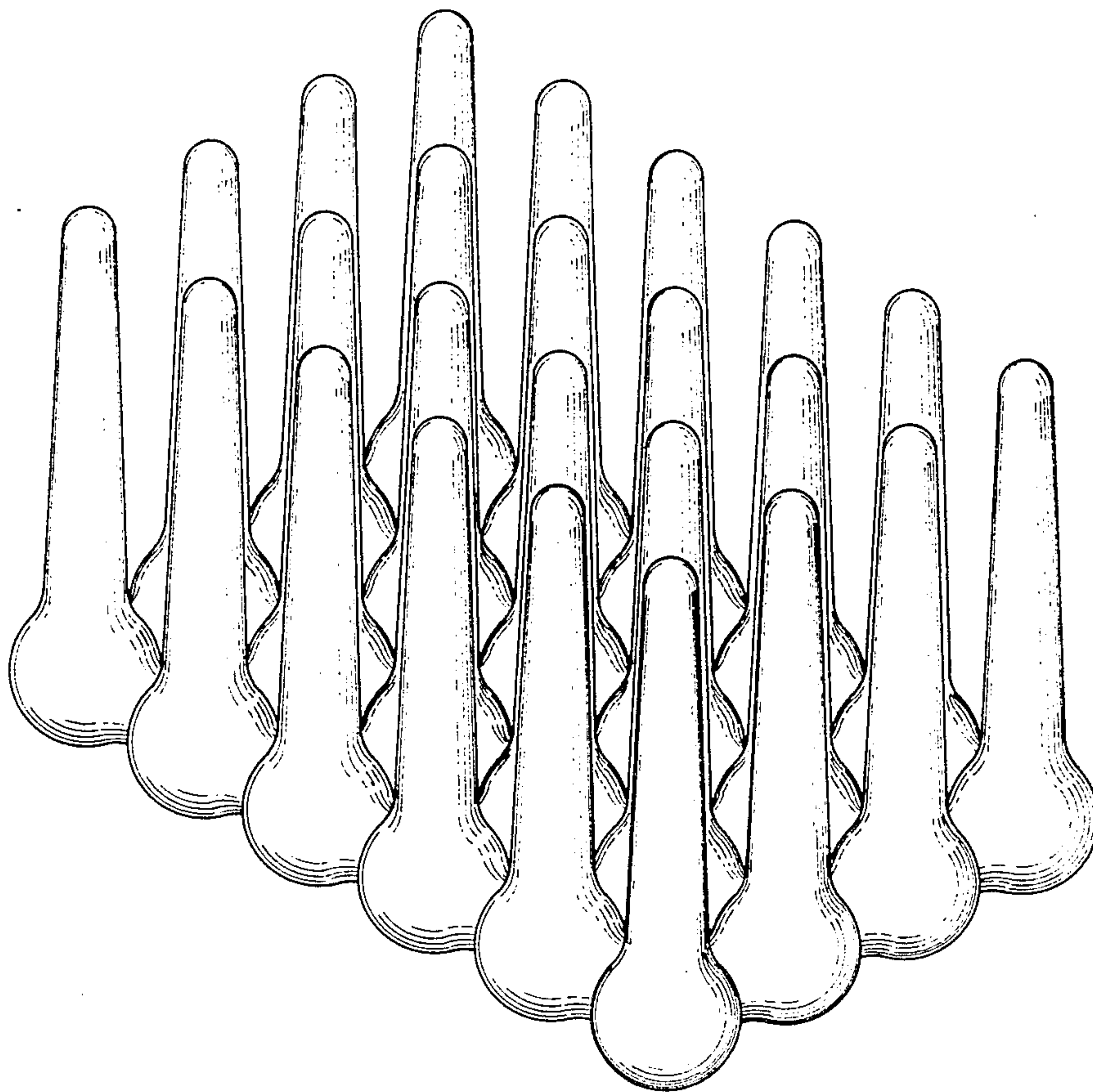
FIG. 1 is a perspective view of a magazine rack show-  
ing our new design;

FIG. 2 is a top plan view thereof;


FIG. 3 is a bottom plan view thereof; and

FIG. 4 is a top plan view of another embodiment of the  
magazine rack shown in FIG. 1. The perspective and  
bottom views are substantially the same as FIGS. 1 and  
3 except for the 5×5 configuration.






*FIG. 1*




**FIG. 2**





**FIG. 3**



**FIG. 4**