

[54] GAUGE FOR USE WITH SEWING AND KNITTING

[75] Inventor: Hidekazu Okada, Ashiya, Japan

[73] Assignee: Clover Mfg. Co., Ltd., Osaka, Japan

[**] Term: 14 Years

[21] Appl. No.: 563,530

[22] Filed: Dec. 20, 1983

[30] Foreign Application Priority Data

Jun. 30, 1983 [JP] Japan 58-28622

[52] U.S. Cl. D3/18

[58] Field of Search D3/18, 25, 26; D10/71, D10/58, 60; 66/1 A; 33/190, 143 M

[56] References Cited

U.S. PATENT DOCUMENTS

D. 195,278 5/1963 Primio D10/71

D. 235,174 5/1975 Gardner D3/18

D. 260,005 7/1981 Sandfield D10/71

2,613,446 10/1952 Heimlich 33/190 X
2,722,814 11/1955 Ferlazzo 66/1 A
3,068,580 12/1962 Orthwin 33/143 M

Primary Examiner—Bernard Ansher
Assistant Examiner—Terry Pfeffer
Attorney, Agent, or Firm—Birch, Stewart, Kolasch & Birch

[57] CLAIM

The ornamental appearance for a guage for use with sewing and knitting, as shown and described.

DESCRIPTION

FIG. 1 is a front elevational view of a gauge for use with sewing and knitting showing my new design; FIG. 2 is a right side elevational view thereof; FIG. 3 is a top plan view thereof; FIG. 4 is a rear elevational view thereof; FIG. 5 is a longitudinal section thereof; and FIG. 6 is a top, front, left side perspective view thereof, the knitting shown in broken lines for illustrative purposes only.

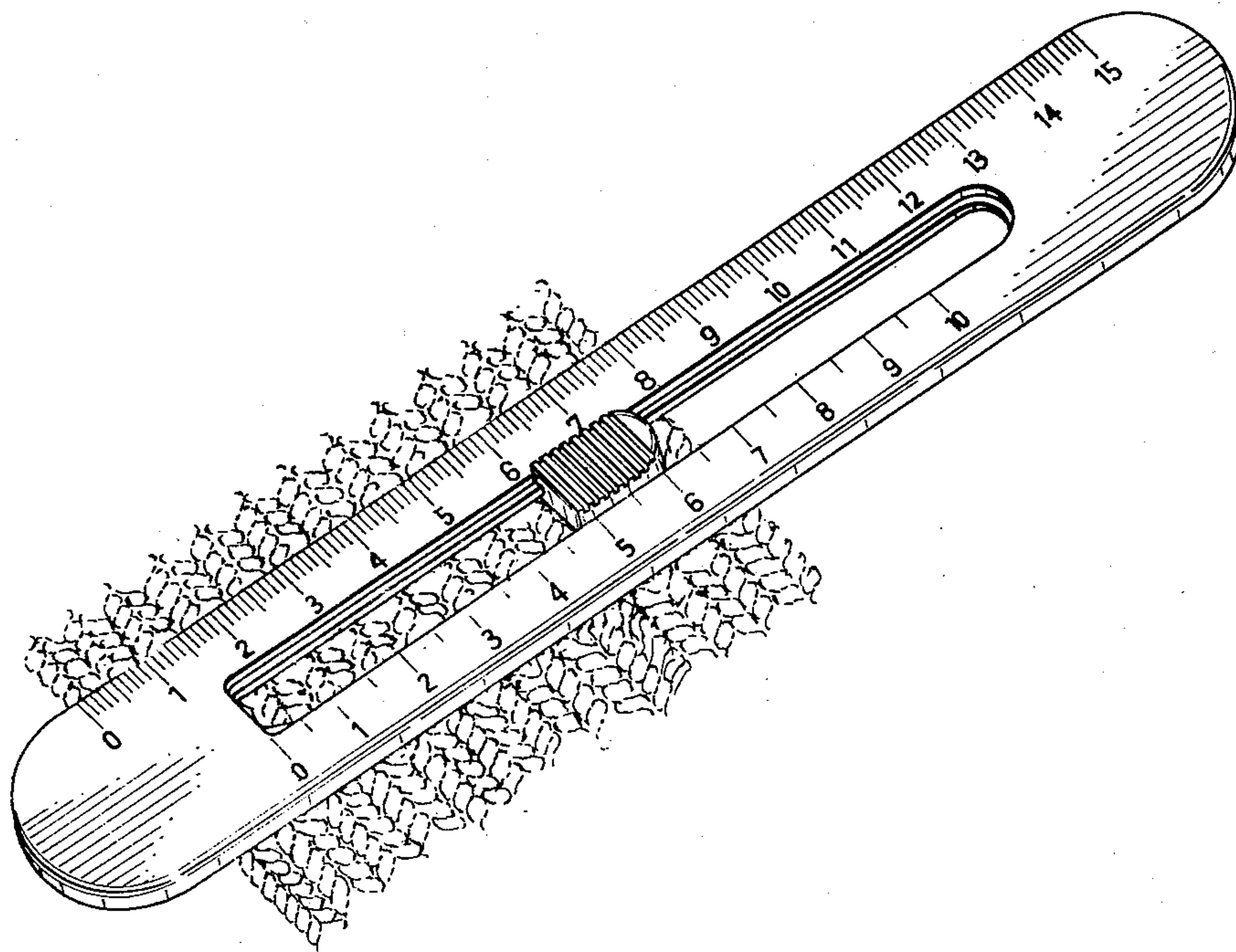


Fig.1

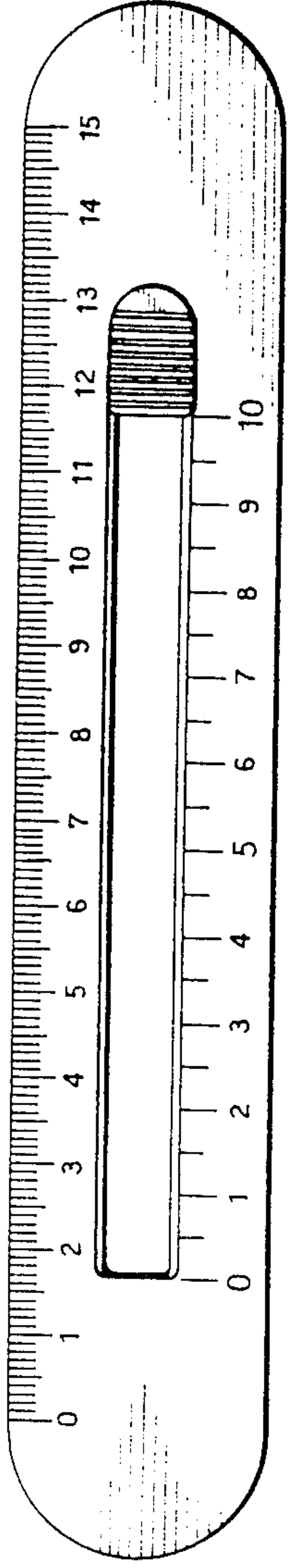


Fig.2

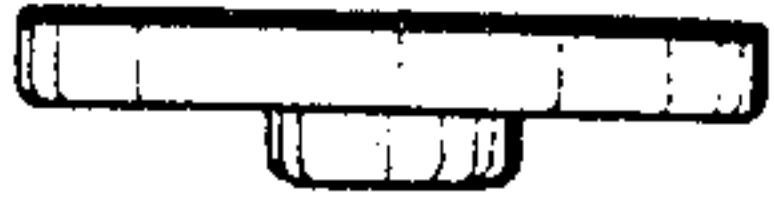


Fig.3



Fig.4




Fig.5



Fig. 6

