

[54] SUCTION TUBE HANDLE WITH VALVE

[76] Inventor: Lewis A. Wise, 509 Seventeenth St., Santa Monica, Calif. 90402

[**] Term: 14 Years

[21] Appl. No.: 398,617

[22] Filed: Jul. 15, 1982

[52] U.S. Cl. D24/53; D24/51

[58] Field of Search D24/51, 29, 53, 23, D24/25, 30, 29, 32, 52; 604/32, 33, 248, 249, 902, 28, 42, 251, 186

[56] References Cited

U.S. PATENT DOCUMENTS

D. 219,252	11/1970	Bogoff	D24/29
D. 270,281	8/1983	Anderson et al.	D24/53
2,531,730	11/1950	Henderson	604/902
3,012,752	12/1961	Buck	D24/53
3,308,825	3/1967	Cruise	604/902
4,451,257	5/1984	Atchley	604/902

FOREIGN PATENT DOCUMENTS

66274 6/1956 France 604/251

Primary Examiner—A. Hugo Word
Attorney, Agent, or Firm—David O'Reilly

[57] CLAIM

The ornamental design for a suction tube handle with valve, substantially as shown and described.

DESCRIPTION

FIG. 1 is a left side view of a suction tube handle with valve showing the new design; FIG. 2 is an end view thereof taken at 2—2 of FIG. 1; FIG. 3 is a right side view thereof; FIG. 4 is an end view thereof taken at 4—4 of FIG. 3; FIG. 5 is a top view thereof; FIG. 6 is a bottom view thereof; FIG. 7 is another right side view thereof showing suction tube hoses attached in broken lines for illustrative purposes only.

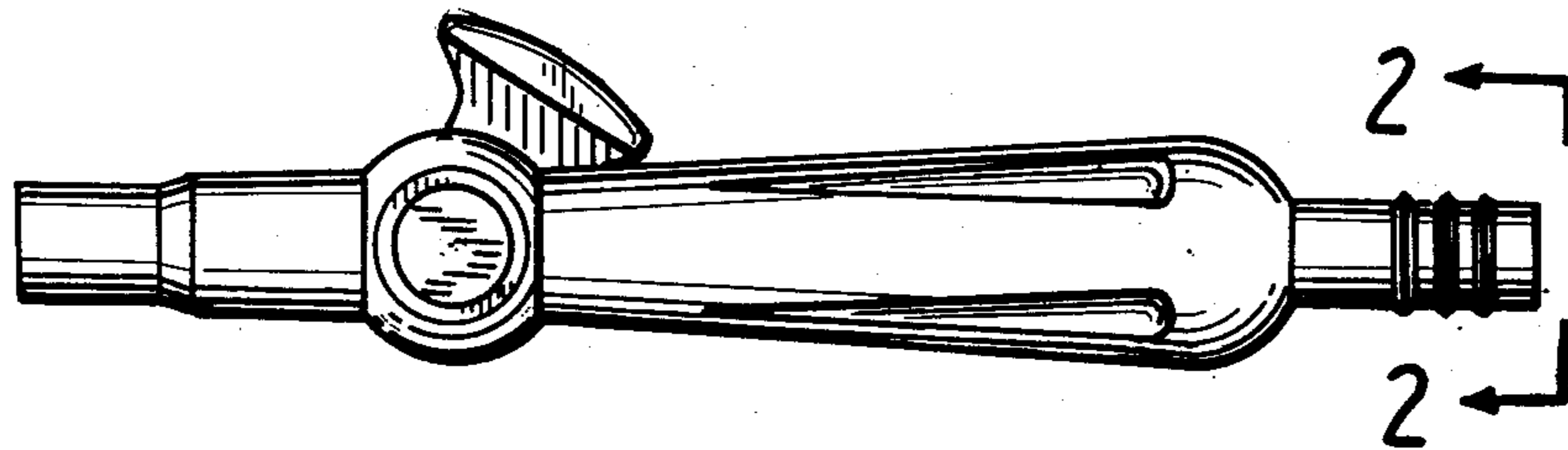


FIG. 1

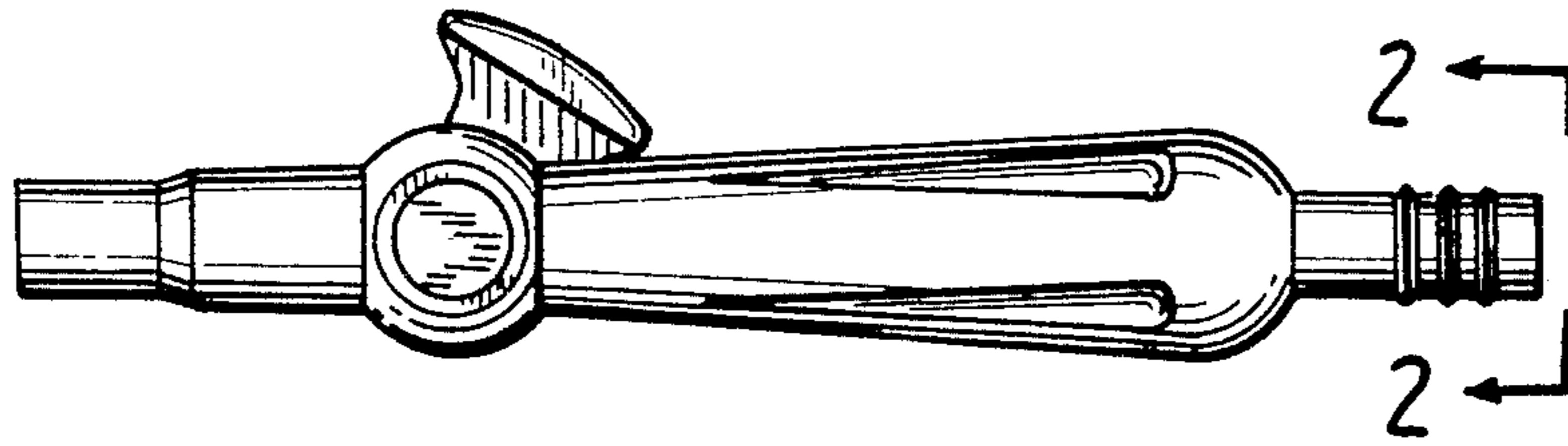


FIG. 2

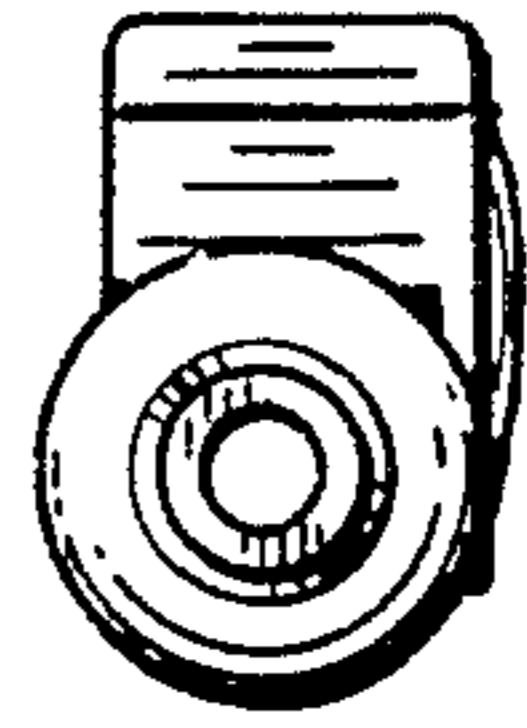


FIG. 3

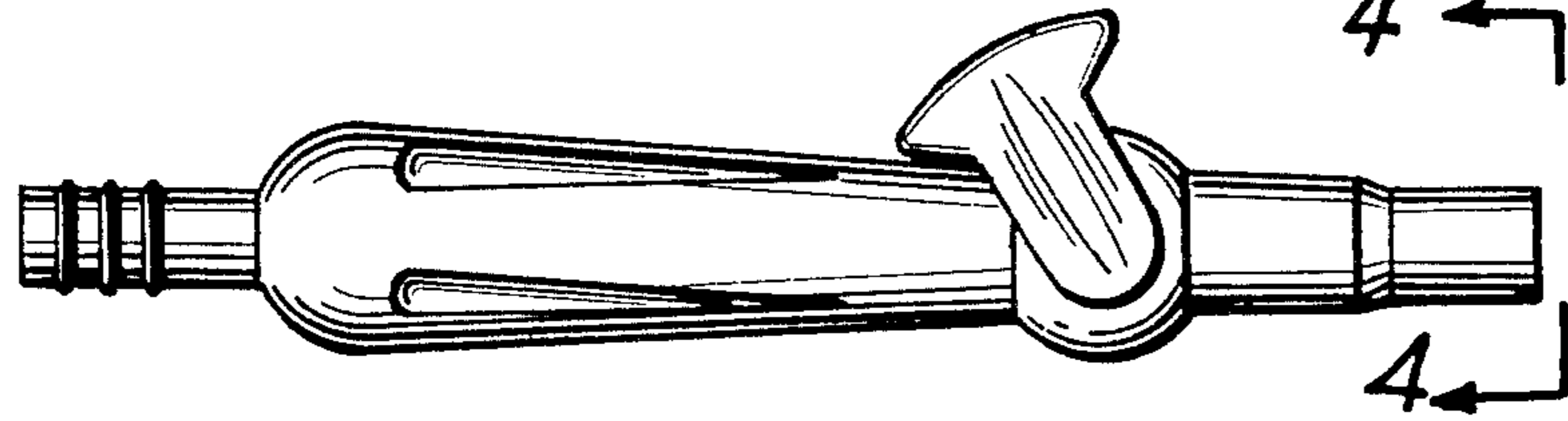


FIG. 4

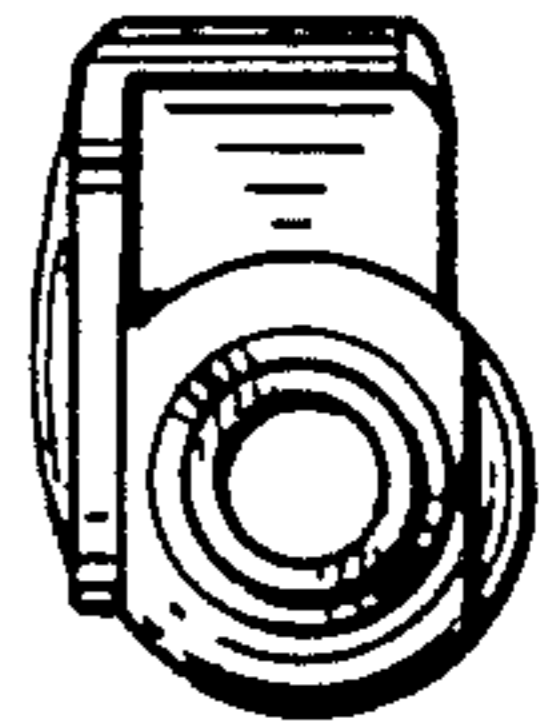


FIG. 5

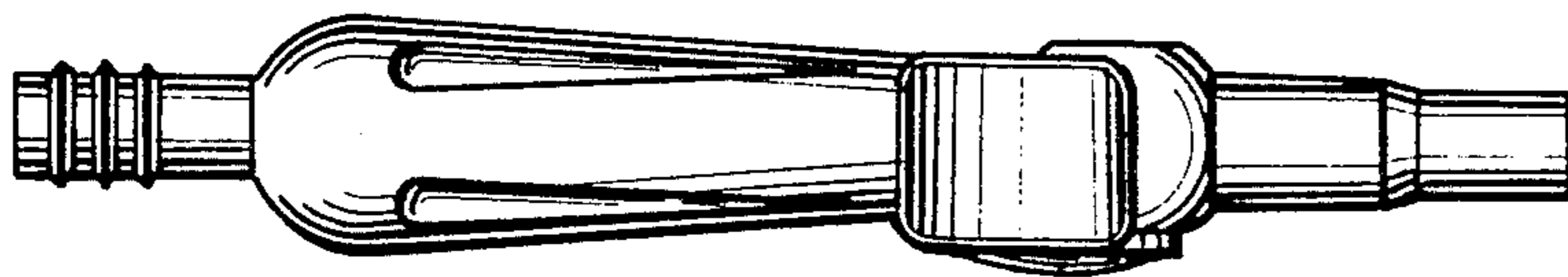


FIG. 6

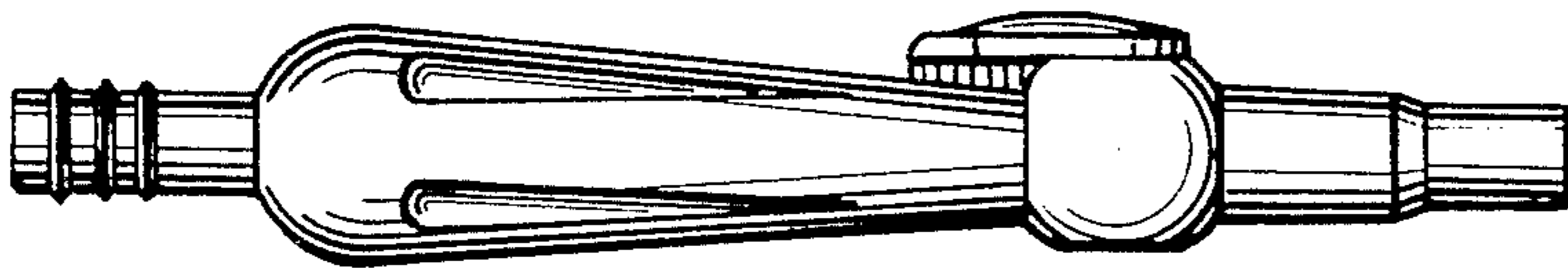


FIG. 7

