

# United States Patent [19]

Osgood

[11] Patent Number: **Des. 279,924**

[45] Date of Patent: **\*\* Jul. 30, 1985**

[54] **HAND HELD BIDET**

[76] Inventor: **Robert W. Osgood**, 2873 Gladstone La., Shingle Springs, Calif. 95682

[\*\*] Term: **14 Years**

[21] Appl. No.: **424,200**

[22] Filed: **Sep. 27, 1982**

[52] U.S. Cl. .... **D23/51; D23/17; D24/15; D24/51; D24/60**

[58] Field of Search ..... **D23/17, 51; D24/15, D24/51, 860; 4/420.4, 420.5, 443, 448; 128/66; 604/39, 275, 279; 239/526, 530, 598**

[56] **References Cited**

### U.S. PATENT DOCUMENTS

|            |         |             |       |           |
|------------|---------|-------------|-------|-----------|
| D. 200,557 | 3/1965  | Minden      | ..... | D23/17    |
| D. 216,235 | 12/1969 | Slee et al. | ..... | D24/60 X  |
| D. 247,506 | 3/1978  | Bass        | ..... | D23/17    |
| D. 247,581 | 4/1978  | Hemphill    | ..... | D24/60    |
| 2,813,529  | 11/1957 | Ikso        | ..... | 239/526 X |

|           |         |                  |       |          |
|-----------|---------|------------------|-------|----------|
| 3,653,377 | 4/1972  | Rebold           | ..... | 128/66   |
| 3,753,435 | 8/1973  | Blasnik          | ..... | 128/66   |
| 3,769,977 | 11/1973 | Victory          | ..... | 128/66 X |
| 3,783,867 | 1/1974  | Summersby et al. | ..... | 128/66 X |
| 3,966,359 | 6/1976  | Woog             | ..... | 128/66 X |
| 4,259,954 | 4/1981  | Bader et al.     | ..... | 4/443    |
| 4,383,339 | 5/1983  | Miller           | ..... | 4/448    |

*Primary Examiner*—James R. Largen  
*Attorney, Agent, or Firm*—Lothrop & West

[57] **CLAIM**

The ornamental design for a hand held bidet, as shown.

### DESCRIPTION

FIG. 1 is a perspective view taken from the top, front and right side of a hand held bidet showing my new design;

FIG. 2 is a right side elevational view, thereof;

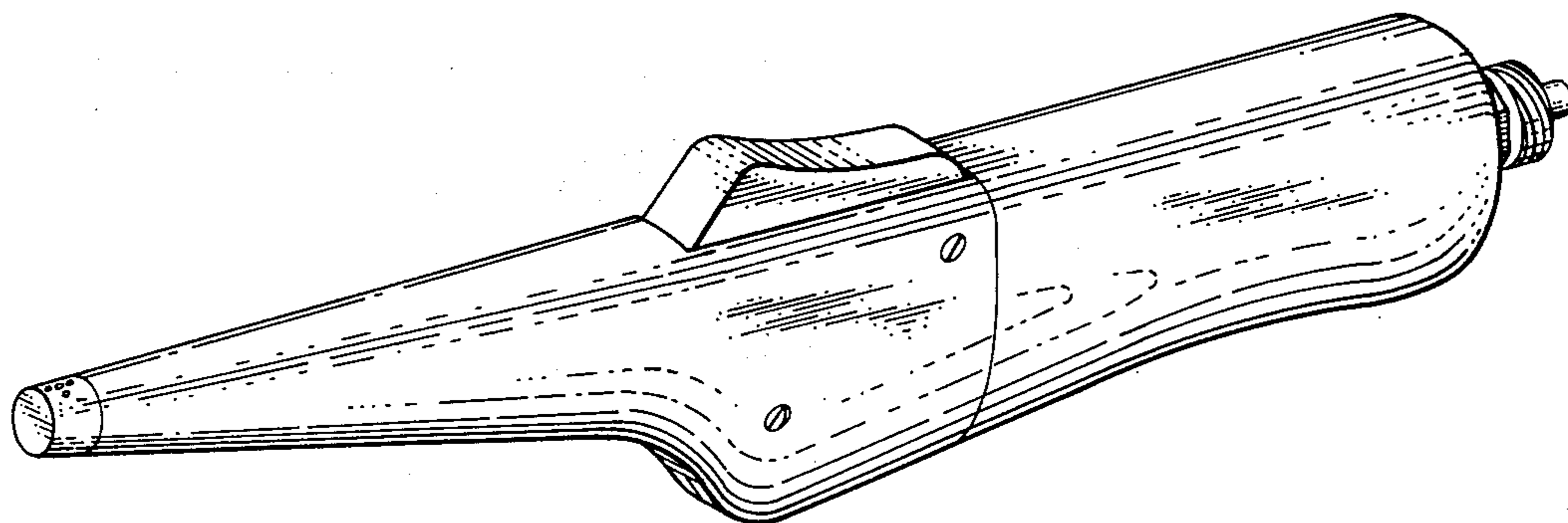
FIG. 3 is a front elevational view, thereof;

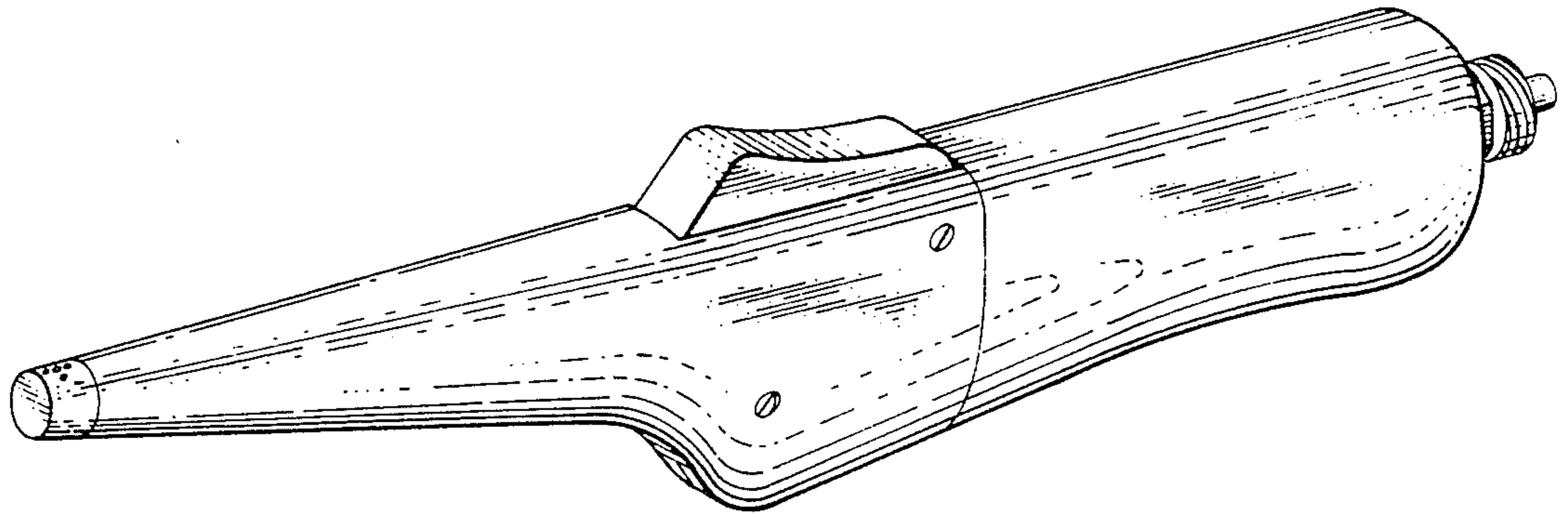
FIG. 4 is a left side elevational view, thereof;

FIG. 5 is a rear elevational view, thereof;

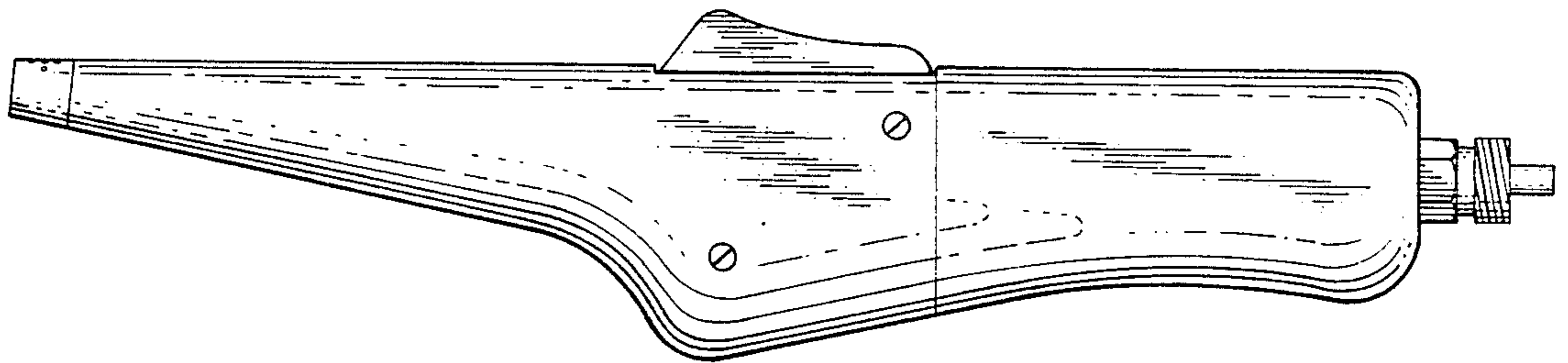
FIG. 6 is a top plan view, thereof; and,

FIG. 7 is a bottom plan view, thereof.

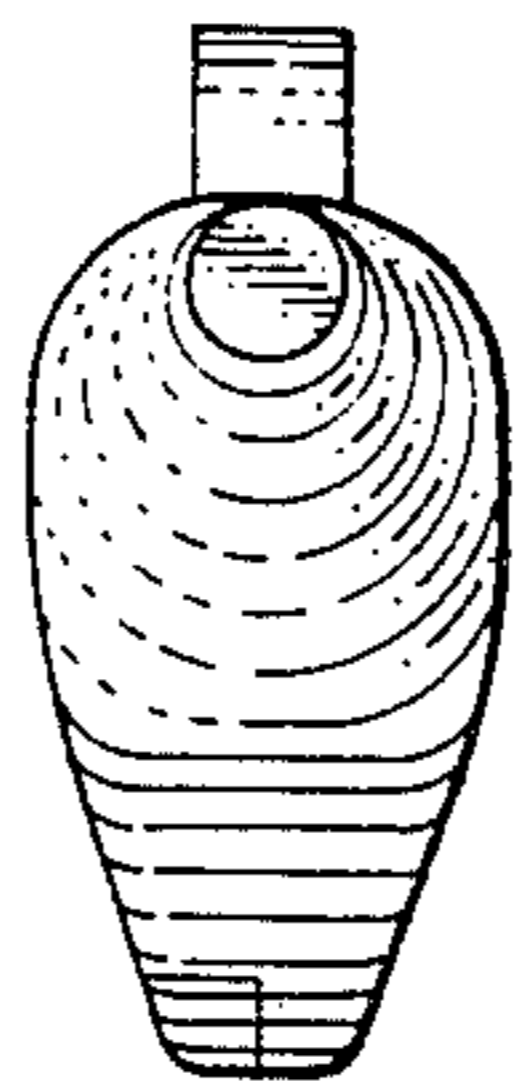




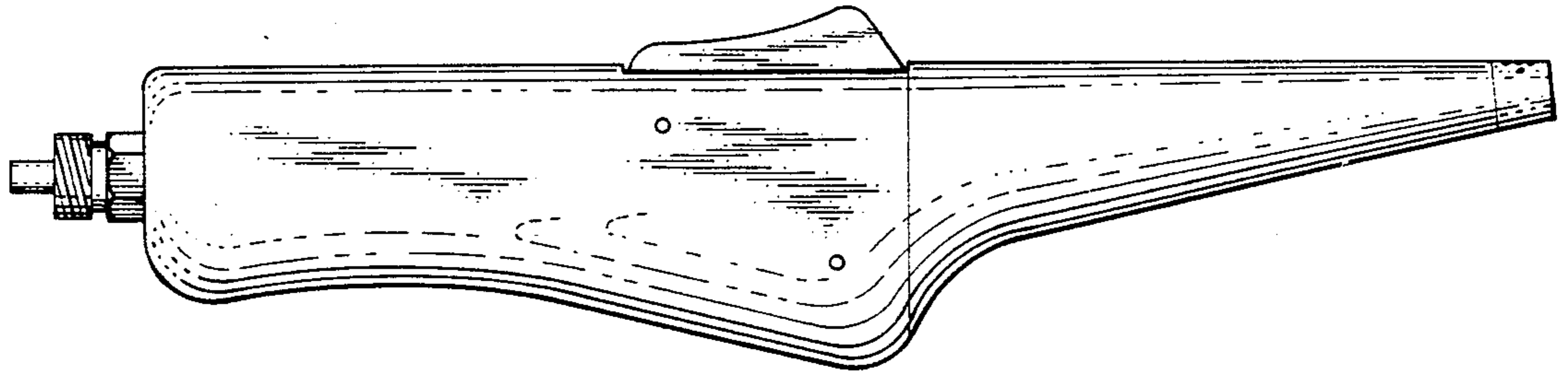
*FIG. 1.*



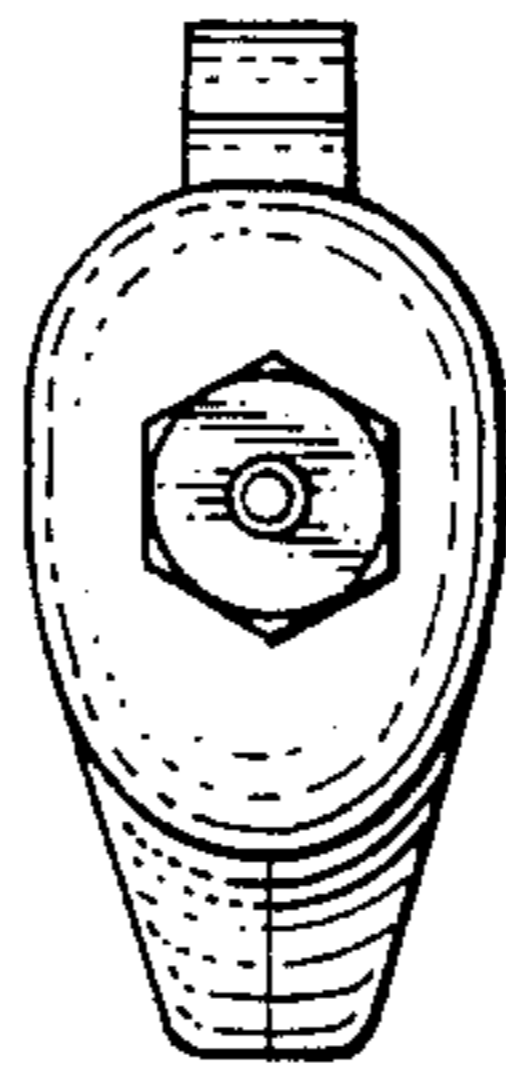
*FIG. 2.*




*FIG. 3.*



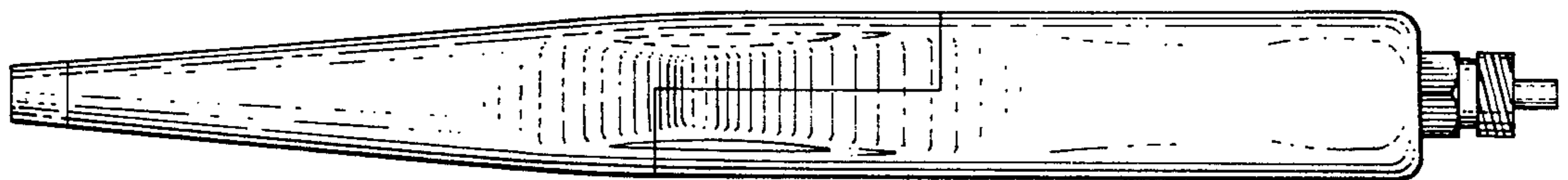
*FIG. 4.*



*FIG. 5.*



*FIG. 6.*



*FIG. 7.*