

[54] TELEPHONE HANDSET  
[75] Inventor: Hiroshi Inaba, Yokohama, Japan  
[73] Assignee: Nippon Tsushin Kogyo Kabushiki Kaisha, Kanagawa, Japan

D. 270,445 9/1983 Chen ..... D14/53  
D. 273,492 4/1984 Coons et al. .... D14/53  
D. 275,568 9/1984 Marshall ..... D14/53  
D. 276,338 11/1984 Pardo ..... D14/60  
4,220,829 9/1980 Ruzic ..... 179/179

[\*\*] Term: 14 Years

OTHER PUBLICATIONS

[21] Appl. No.: 490,146

Hong Kong Enterprise Catalog, "Megaphone", 1 page, 253.

[22] Filed: Apr. 29, 1983

Primary Examiner—Wallace R. Burke  
Assistant Examiner—Horace B. Fay  
Attorney, Agent, or Firm—Burns, Doane, Swecker & Mathis

[30] Foreign Application Priority Data

Feb. 1, 1983 [JP] Japan ..... 58-3330

[52] U.S. Cl. .... D14/63; D14/64

[58] Field of Search ..... D14/52, 53, 63, 64,  
D14/56, 58, 59; 179/179, 100 R, 100 C, 100 D,  
101, 102, 103

[57] CLAIM

The ornamental design for a telephone handset, substantially as shown and described.

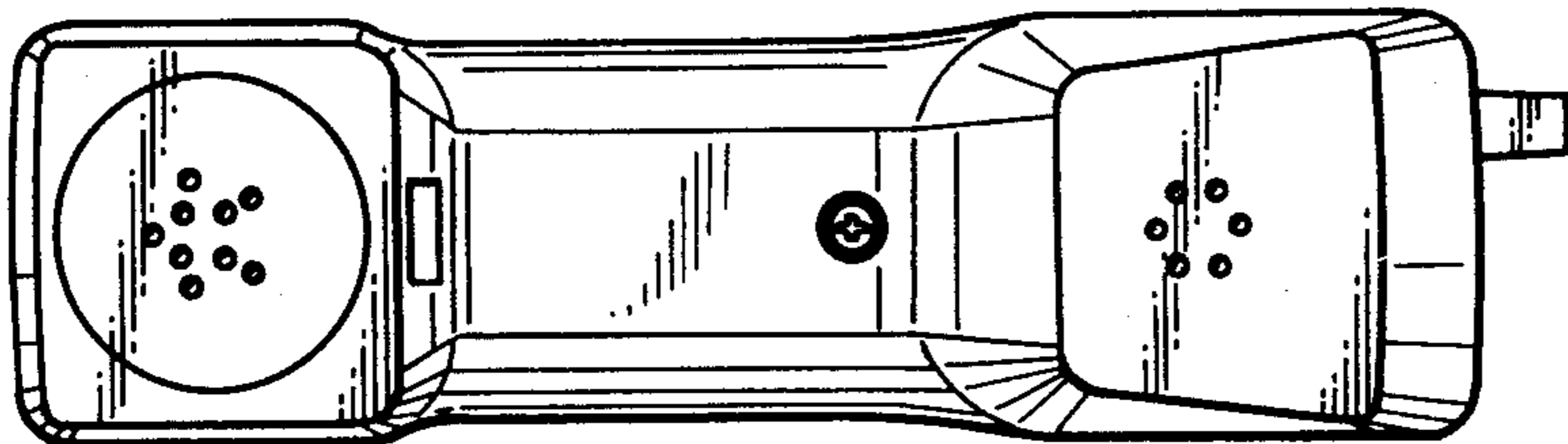
[56] References Cited

U.S. PATENT DOCUMENTS

D. 210,378 3/1968 Perkins ..... D14/63  
D. 227,782 7/1973 Hazell et al. .... D14/63  
D. 236,356 8/1975 Henshaw ..... D14/58  
D. 236,627 9/1975 Henshaw et al. .... D14/63  
D. 268,411 3/1983 Banko ..... D14/63  
D. 270,155 8/1983 Shimizu ..... D14/53

DESCRIPTION

FIG. 1 is a left side elevational view of a telephone handset showing my new design;  
FIG. 2 is a right side elevational view thereof;  
FIG. 3 is a front end elevational view thereof;  
FIG. 4 is a rear end elevational view thereof;  
FIG. 5 is a top or outer plan view thereof; and  
FIG. 6 is a bottom or inside plan view thereof.



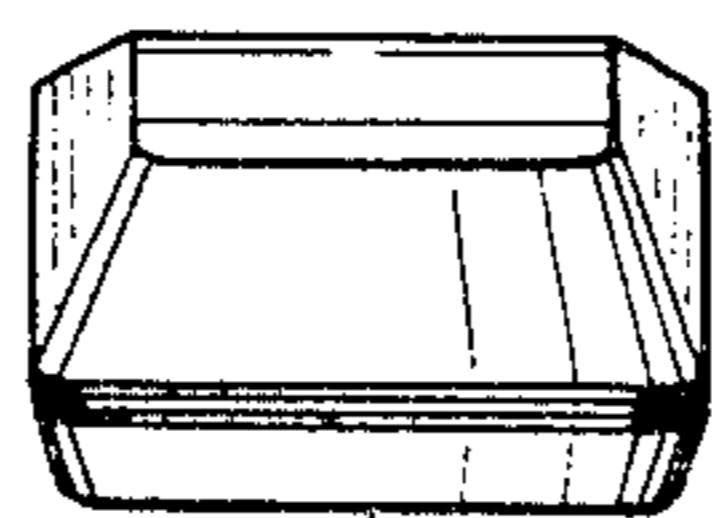
*Fig. 1*



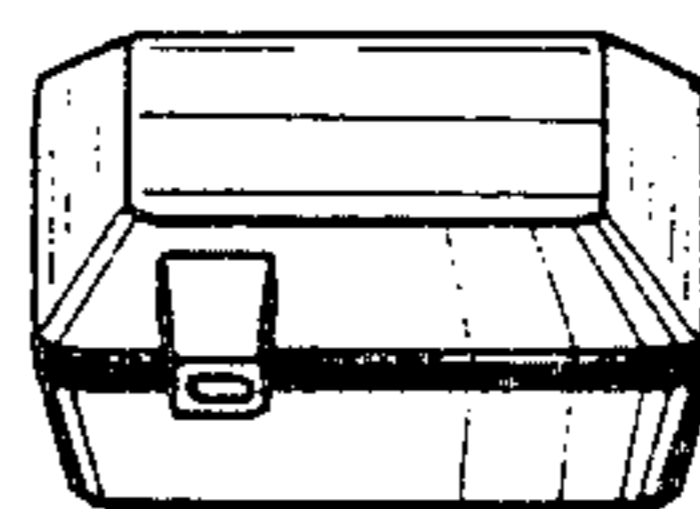
*Fig. 2*



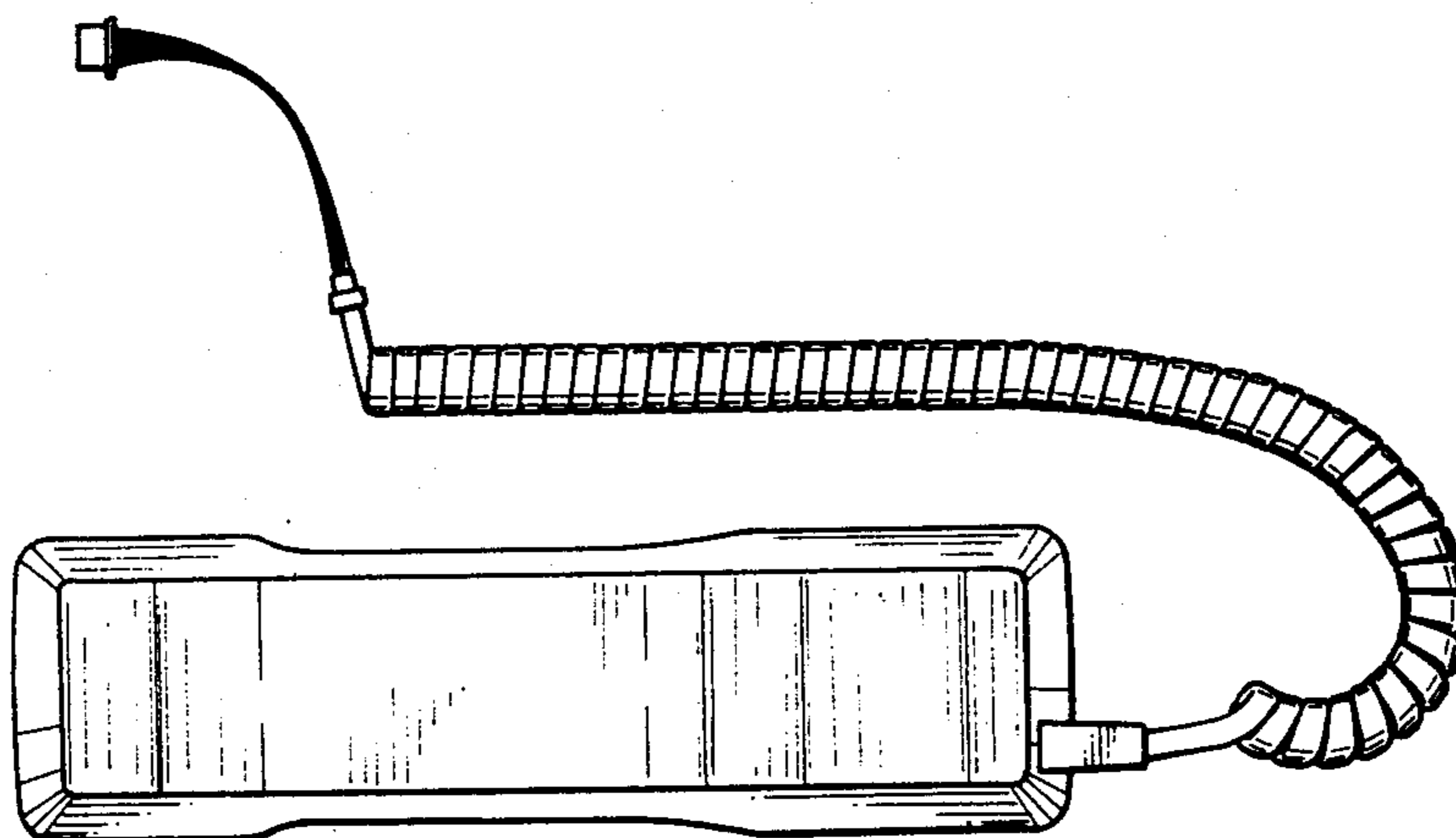
*Fig. 3*



*Fig. 4*



*Fig. 5*



*Fig. 6*

