

[54] DREDEL ORNAMENT

[76] Inventor: Marlene A. B. Soifer, 229 N. York Rd., Hatboro, Pa. 19040

[**] Term: 14 Years

[21] Appl. No.: 374,678

[22] Filed: May 4, 1982

[52] U.S. Cl. D11/121; D11/157; D21/41

[58] Field of Search D11/131-137, D11/140, 157, 164, 184, 121, 122, 125; D19/96, 97; 428/13-16; D21/41, 95, 208; D9/307, 332; 273/147; 46/64, 72

[56] References Cited

U.S. PATENT DOCUMENTS

- D. 84,853 8/1931 Saymon .
- D. 98,528 2/1936 Kranz et al. .
- D. 160,903 11/1950 Suhren .
- D. 165,127 11/1951 Zoss .
- D. 167,488 8/1952 Schwartz D11/121 X
- D. 167,592 8/1952 Schwartz D9/332
- D. 179,210 11/1956 Naimon .
- D. 179,211 11/1956 Naimon .
- D. 179,258 11/1956 Naimon .
- D. 182,982 6/1958 Twitchell D11/157 X
- 1,820,708 12/1929 O'Neill .
- 2,070,088 2/1937 Montaruli .

- 2,097,061 10/1937 Graf .
- 2,359,559 10/1944 Horky .
- 2,673,285 3/1954 Buschi .
- 2,917,853 12/1959 Lawsky .
- 3,041,446 6/1962 Erlewine et al. .
- 3,207,892 9/1965 Nikoll .

OTHER PUBLICATIONS

Spaldings Catalog, 1903-1904, p. 51-Paper Tee at upper right.

Primary Examiner—Louis S. Zarfes
Attorney, Agent, or Firm—Seidel, Gonda & Goldhammer

[57] CLAIM

The ornamental design for a dredel ornament, substantially as shown and described.

DESCRIPTION

FIG. 1 is a right front perspective view of a dredel ornament showing my new design.

FIG. 2 is a bottom plan view of the dredel ornament shown in FIG. 1.

FIG. 3 is a top plan view of the dredel ornament shown in FIG. 1.

FIG. 4 is a rear elevational view of the dredel ornament shown in FIG. 1.

FIG. 5 is a left elevational view of the dredel ornament shown in FIG. 1 and illustrates contrasting colors.

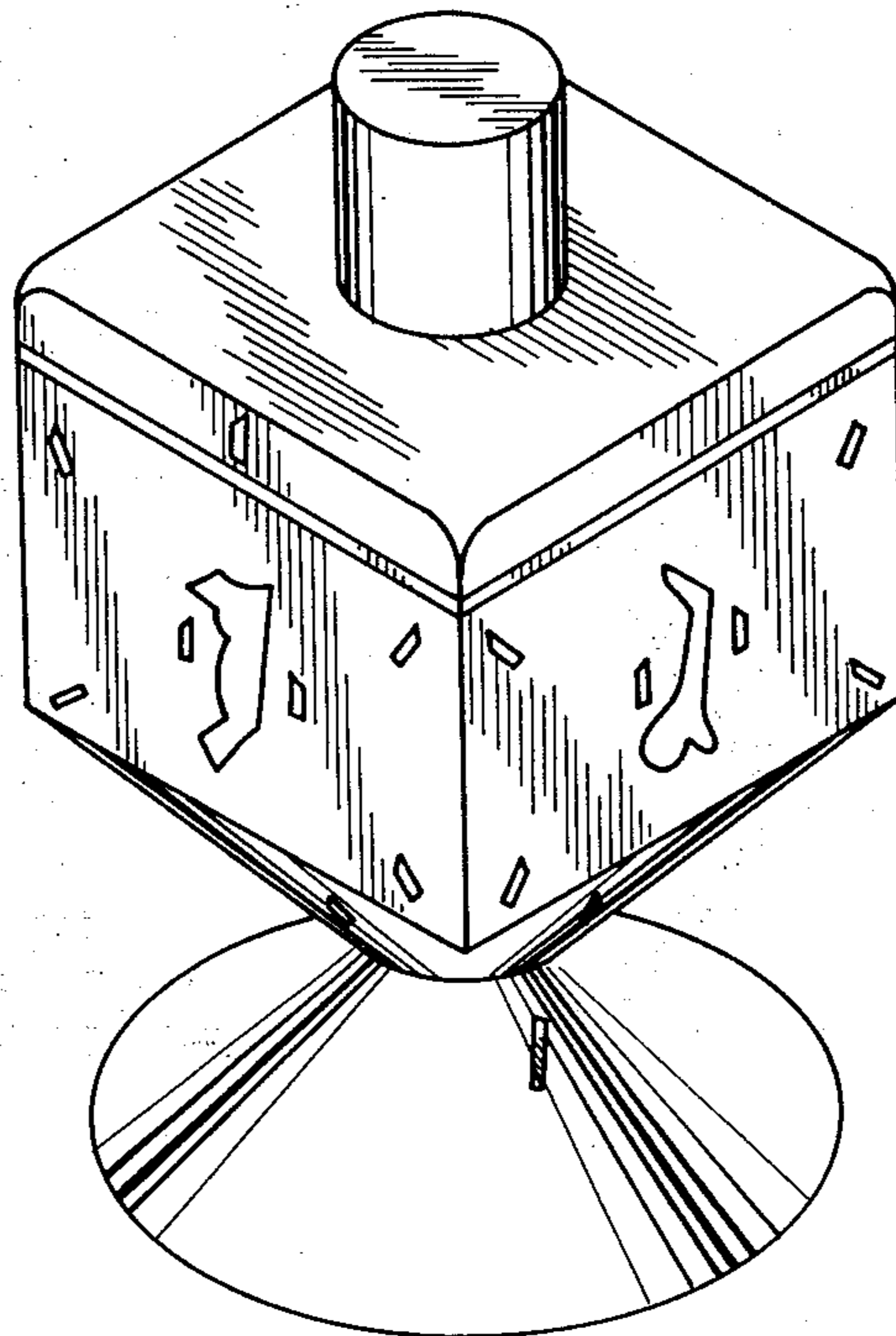


FIG. 1

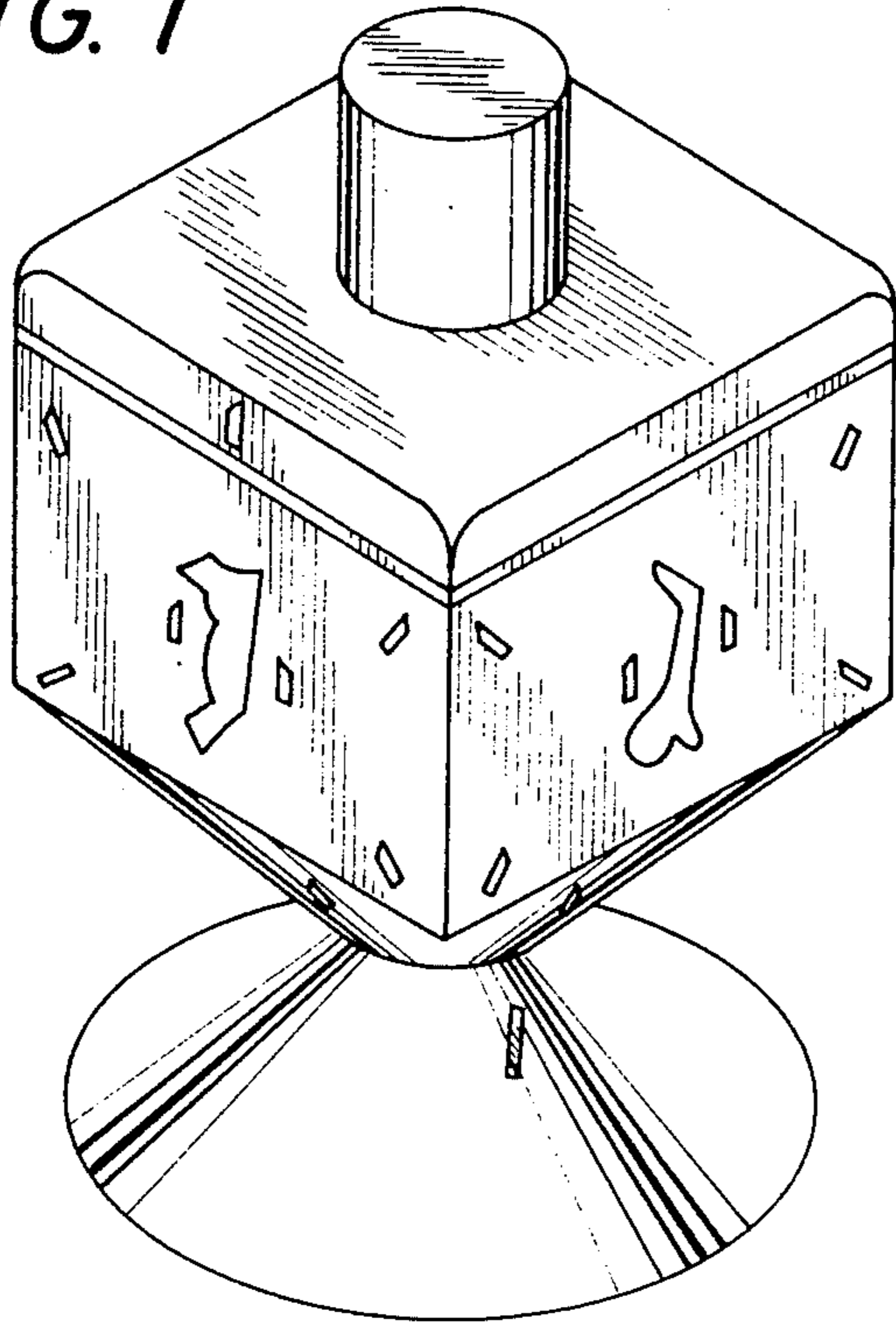


FIG. 2

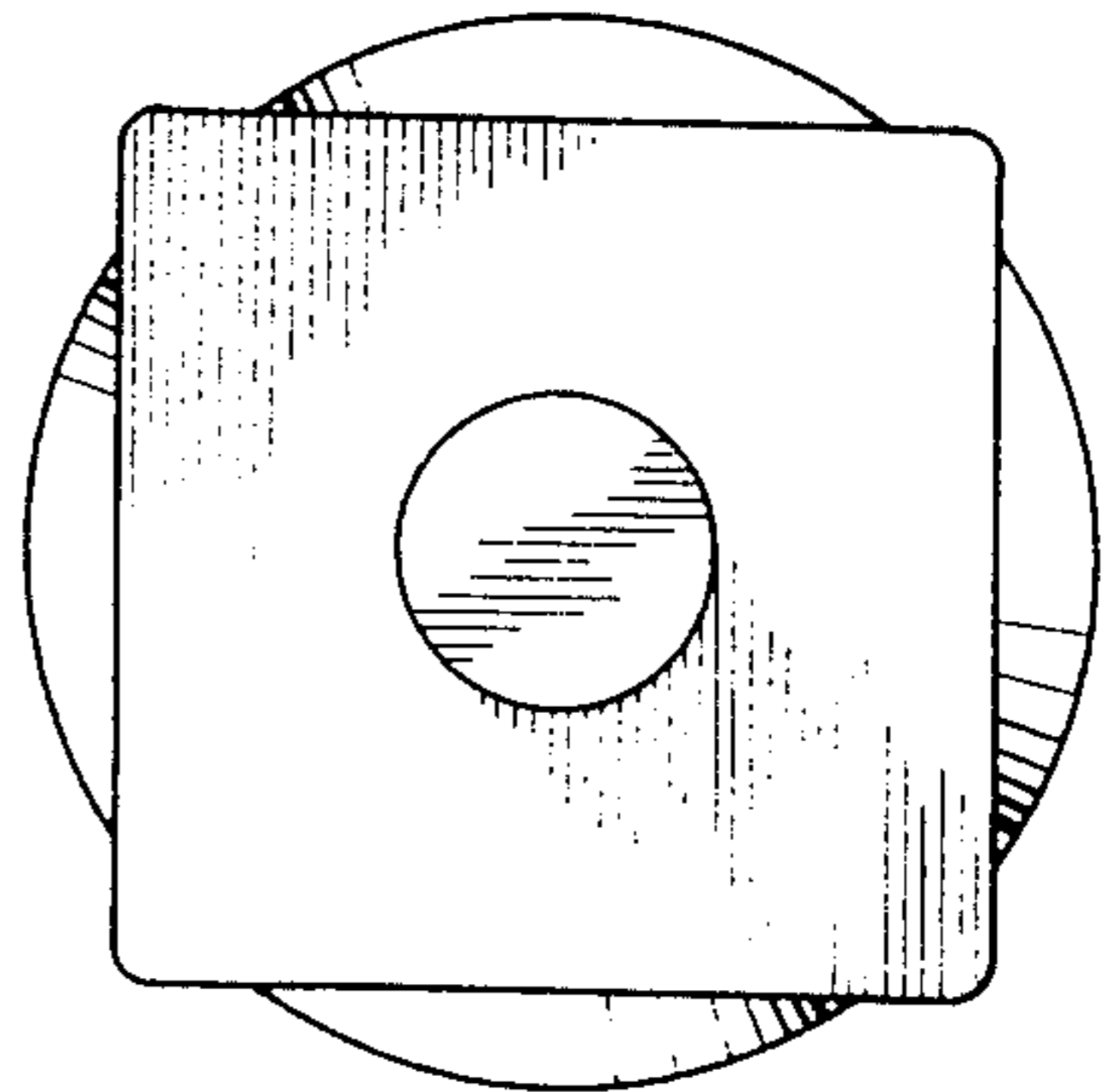
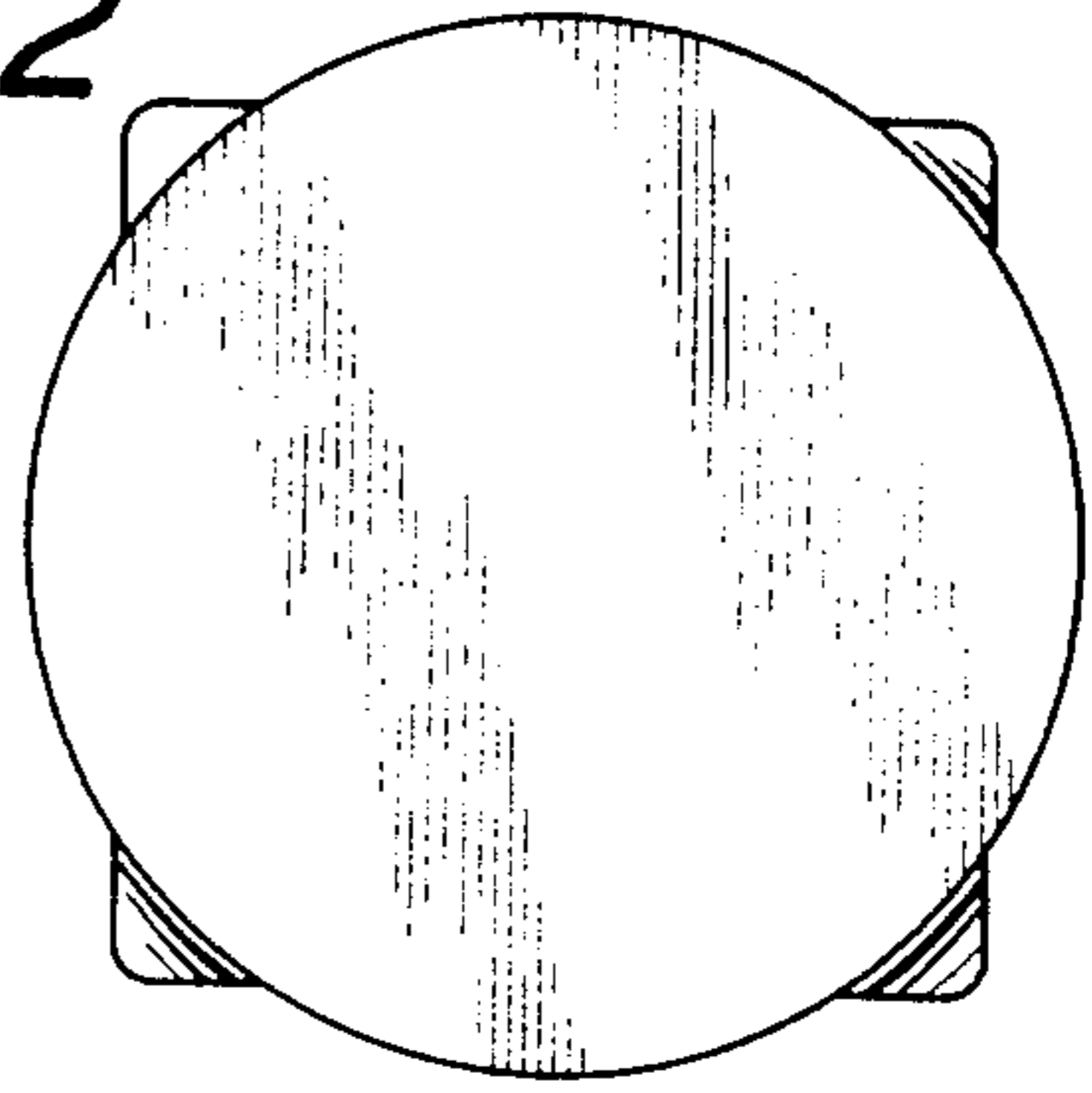


FIG. 3

FIG. 4

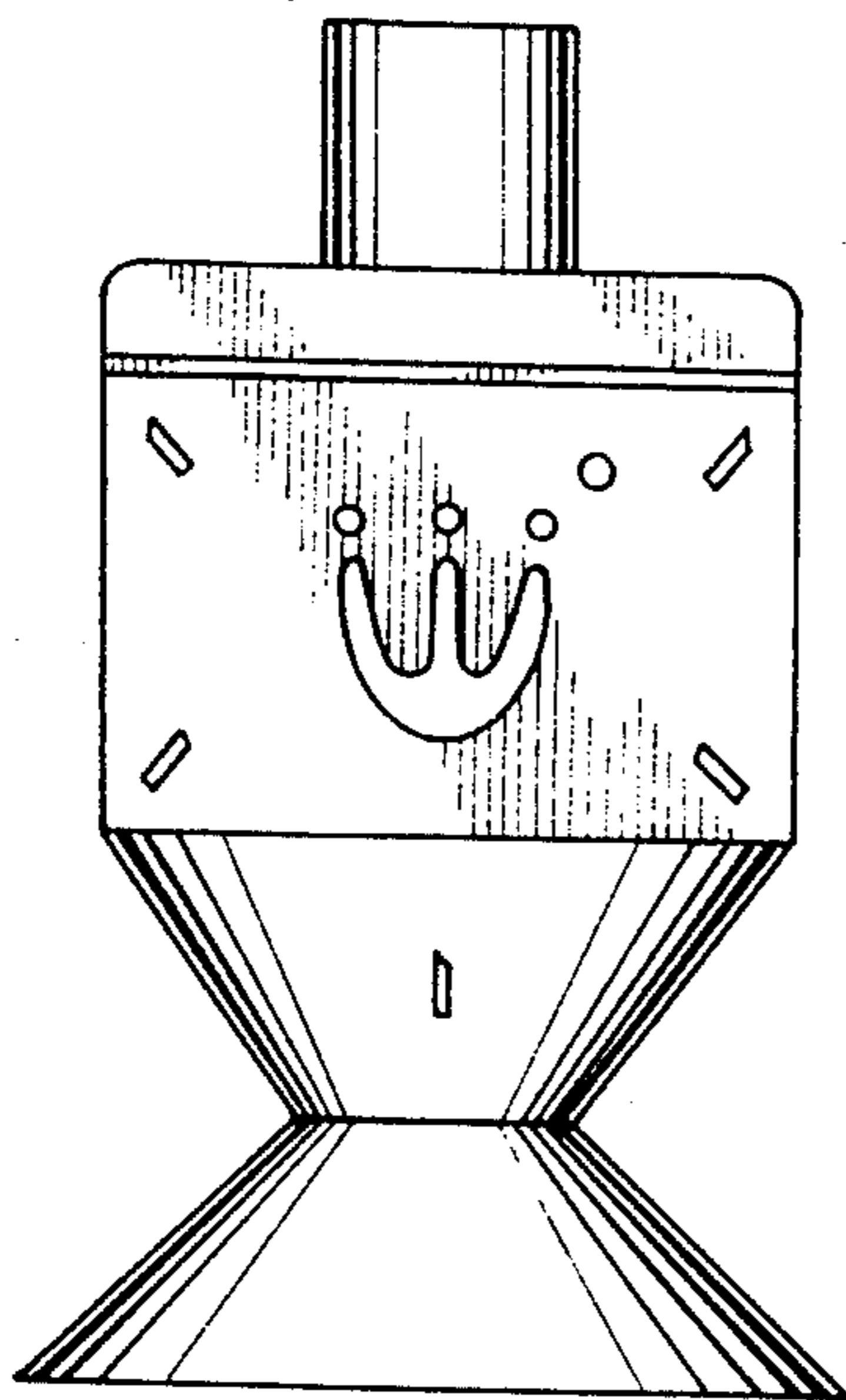


FIG. 5

