

[54] MOTOR BLOCK FOR A KITCHEN MACHINE BASE UNIT

[75] Inventor: Marten F. Elkerbout, Peize, Netherlands

[73] Assignee: U.S. Philips Corporation, New York, N.Y.

[**] Term: 14 Years

[21] Appl. No.: 456,945

[22] Filed: Jan. 10, 1983

[30] Foreign Application Priority Data

Jul. 13, 1982 [XBX] Benelux 57015-03

[52] U.S. Cl. D7/386

[58] Field of Search D7/376, 378, 379, 384, D7/386, 412; 248/309.1; 366/129, 197, 199, 200, 208, 213, 222, 349, 601; 241/101.1

[56] References Cited

U.S. PATENT DOCUMENTS

- D. 182,689 4/1958 Rutan D7/376 X
- D. 254,949 5/1980 Besford D7/379
- D. 254,950 5/1980 Besford D7/379 X

- D. 256,319 8/1980 Ernest et al. D7/379 X
- 2,462,089 2/1949 Frisbie 366/197
- 2,789,798 4/1957 Brace 366/199
- 3,224,743 12/1965 Freedman et al. 366/200
- 3,951,351 4/1976 Ernster et al. 366/200 X

OTHER PUBLICATIONS

Design p. 146 Feb. 1961 Mixer.

Primary Examiner—Bernard Ansher
Assistant Examiner—Linda Titolo
Attorney, Agent, or Firm—Rolf E. Schneider

[57] CLAIM

The ornamental design for a motor block for a kitchen machine base unit, as shown.

DESCRIPTION

FIG. 1 is a front, top and right side perspective view of a motor block for a kitchen machine base unit showing my new design;
FIG. 2 is a front elevational view thereof;
FIG. 3 is a rear elevational view thereof;
FIG. 4 is a right side elevational view thereof;
FIG. 5 is a left side elevational view thereof;
FIG. 6 is a top plan view thereof; and
FIG. 7 is a bottom plan view thereof.






FIG. 1

FIG. 2




FIG. 3

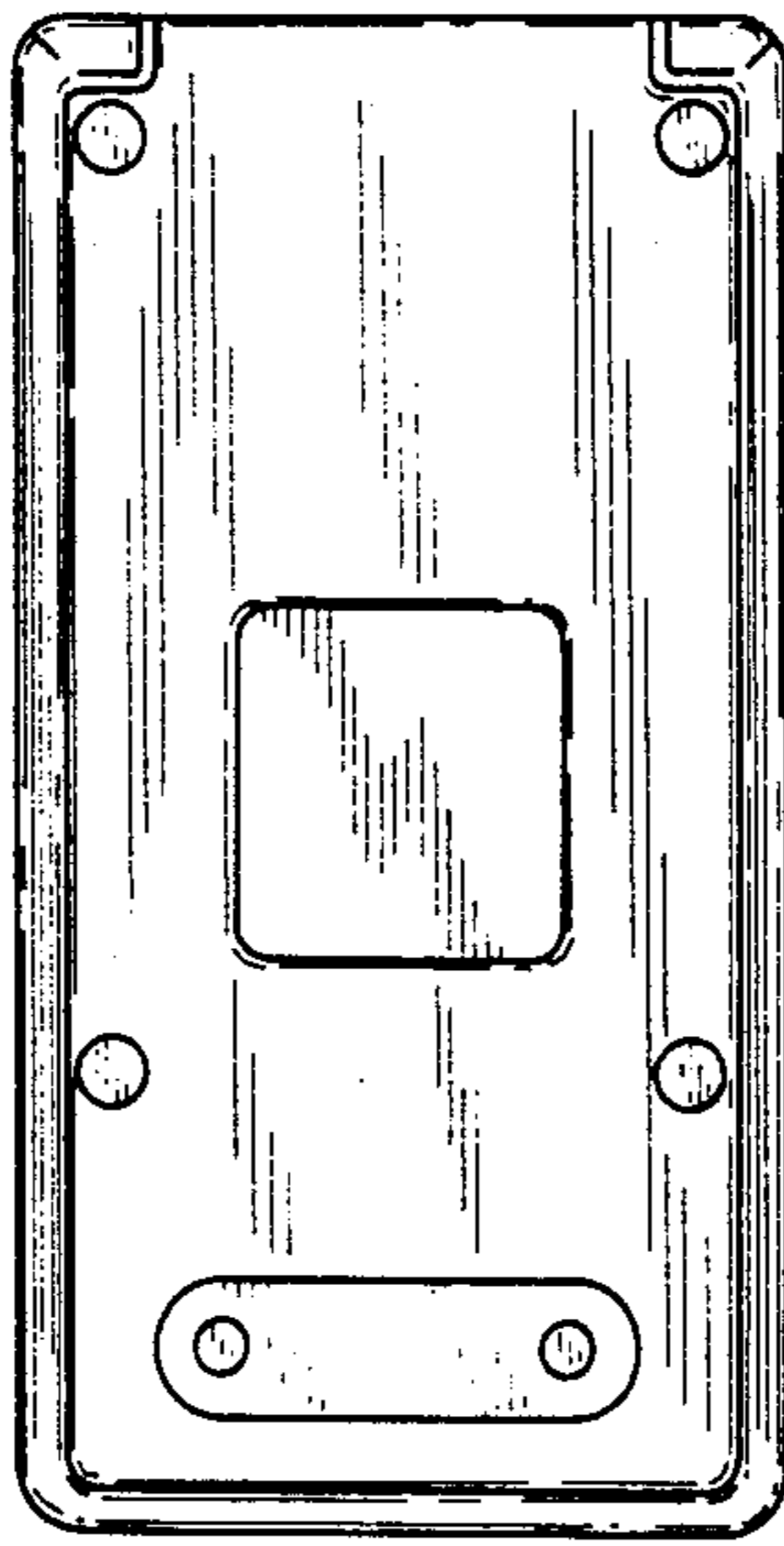


FIG. 4

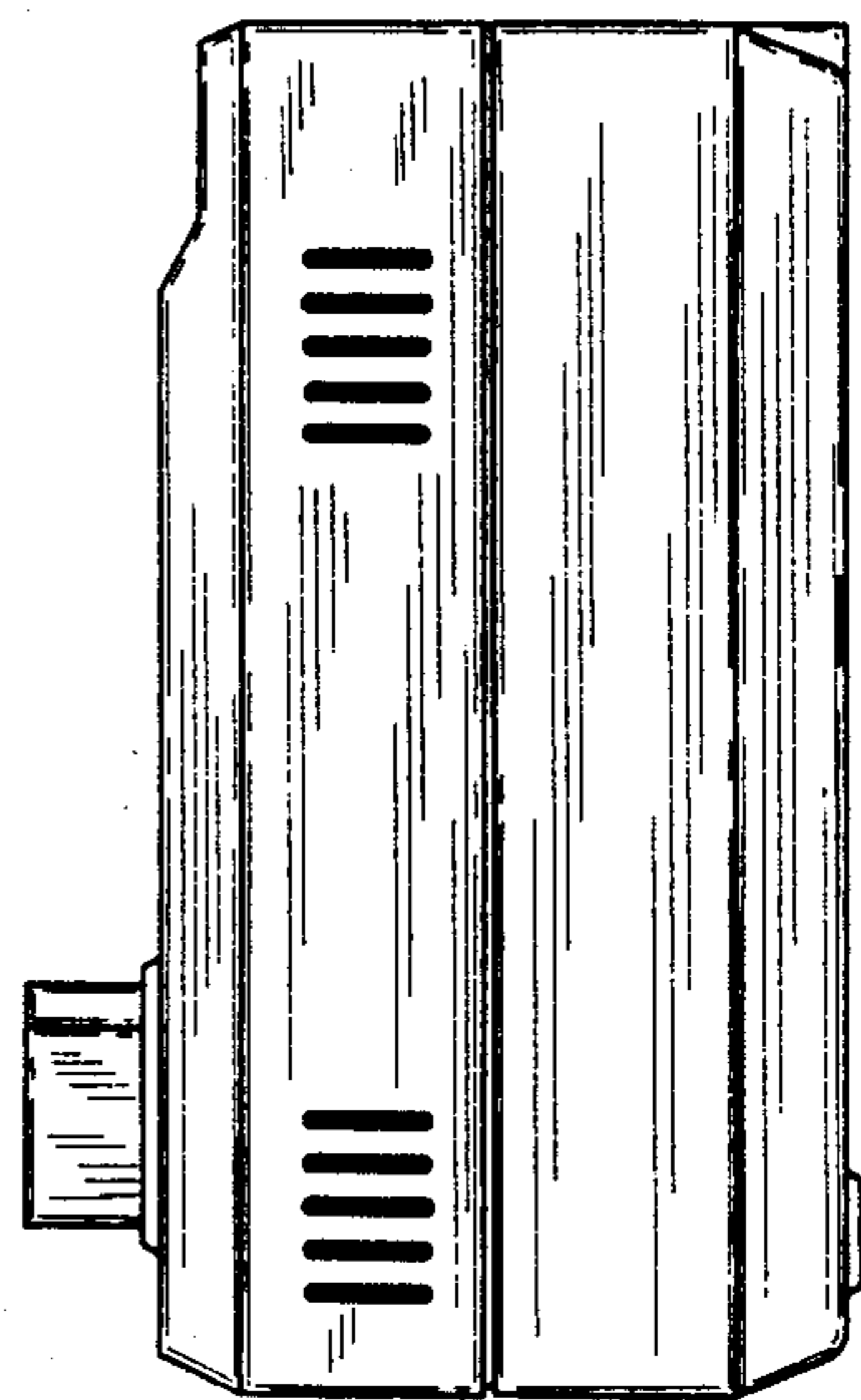


FIG. 5




FIG. 6

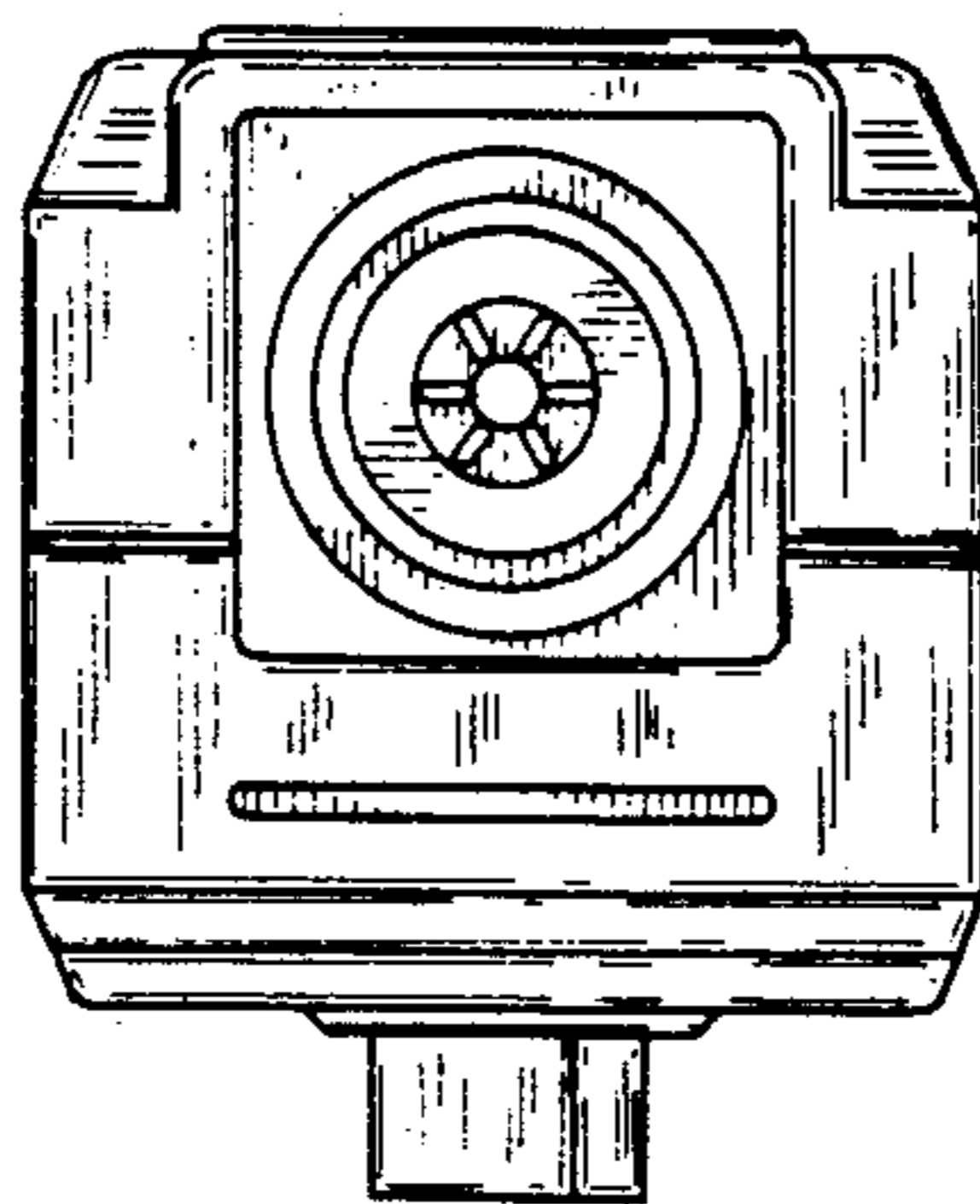


FIG. 7

