

[54] MIXER FOR A KITCHEN MACHINE

[75] Inventor: Marten F. Elkerbout, Peize, Netherlands

[73] Assignee: U.S. Philips Corporation, New York, N.Y.

[\*\*] Term: 14 Years

[21] Appl. No.: 456,944

[22] Filed: Jan. 10, 1983

[30] Foreign Application Priority Data

Jul. 13, 1982 [XBX] Benelux ..... 57015-04
[52] U.S. Cl. .... D7/379; D7/376
[58] Field of Search ..... D7/379, 376, 378, 384, D7/386, 412; 366/297, 279, 205, 314; 241/168, 169.1

[56] References Cited

U.S. PATENT DOCUMENTS

- D. 165,924 2/1952 McFarland et al. .... D7/379
D. 201,897 8/1965 Frost ..... D7/379
D. 201,983 8/1965 Chapman et al. .... D7/379
D. 222,756 12/1971 Dykes ..... D7/379

- D. 224,132 7/1972 Yamamoto ..... D7/379
3,186,020 6/1965 Redfield ..... D7/379 X
3,224,826 12/1965 Kemnitz ..... D7/379 X

OTHER PUBLICATIONS

HFD Retailing Home Furnishings, 1-14 16-78, Sec II, p. 4, Mixers.
Electrical Merchandising Week, 7-13-64, p. 45, top left, Hamilton-Beach Model 87 Mixette.


Primary Examiner—Bernard Ansher
Assistant Examiner—Linda Titolo
Attorney, Agent, or Firm—Rolf E. Schneider

[57] CLAIM

The ornamental design for a mixer for a kitchen machine, as shown.

DESCRIPTION

FIG. 1 is a front, top and right side perspective view of a mixer for a kitchen machine showing my new design; FIG. 2 is a front elevational view thereof; FIG. 3 is a rear elevational view thereof; FIG. 4 is a top plan view thereof; FIG. 5 is a bottom plan view thereof; FIG. 6 is a right side elevational view thereof; and FIG. 7 is a left side elevational view thereof.



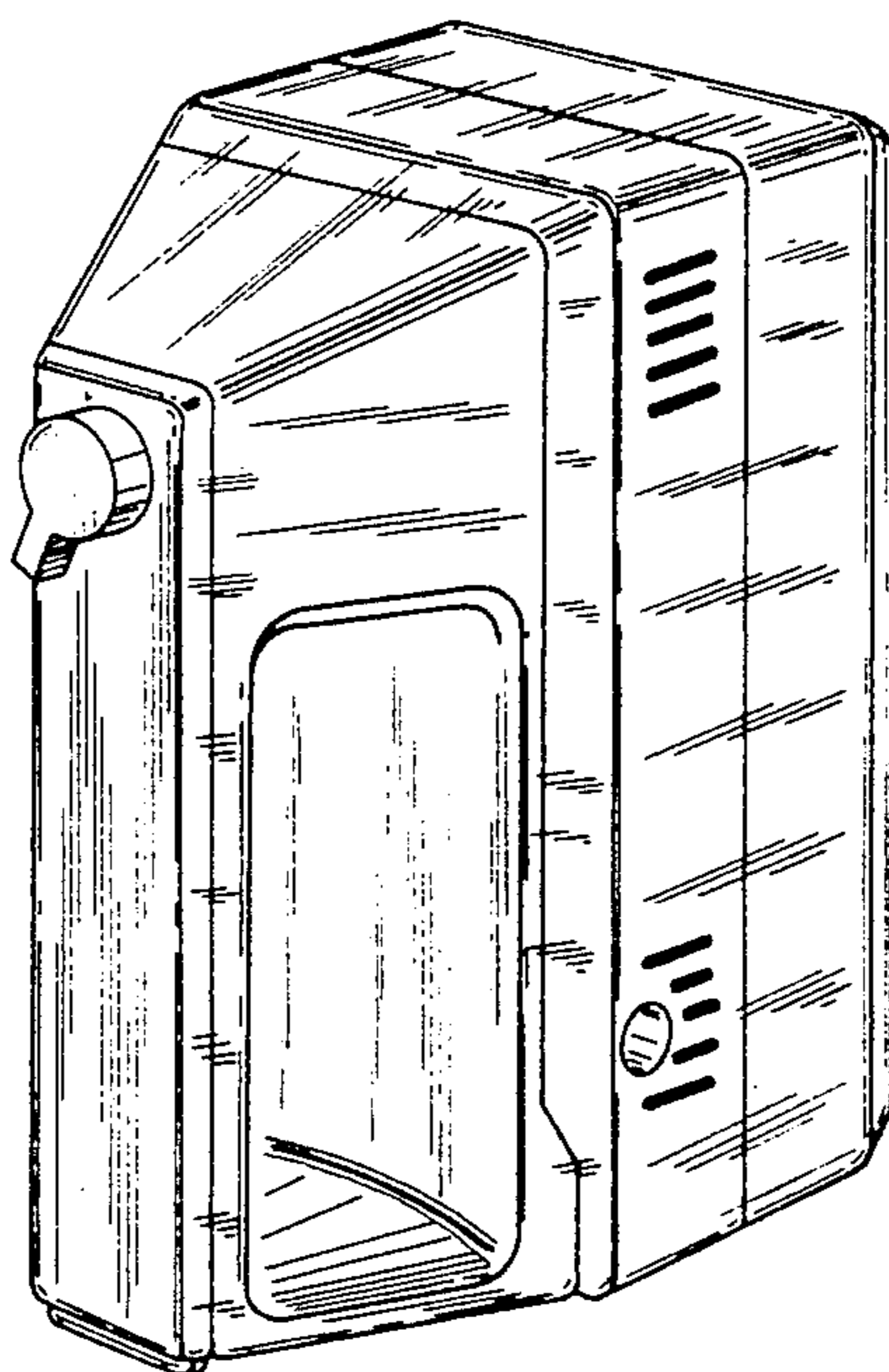


FIG. 1

FIG. 2




FIG. 3

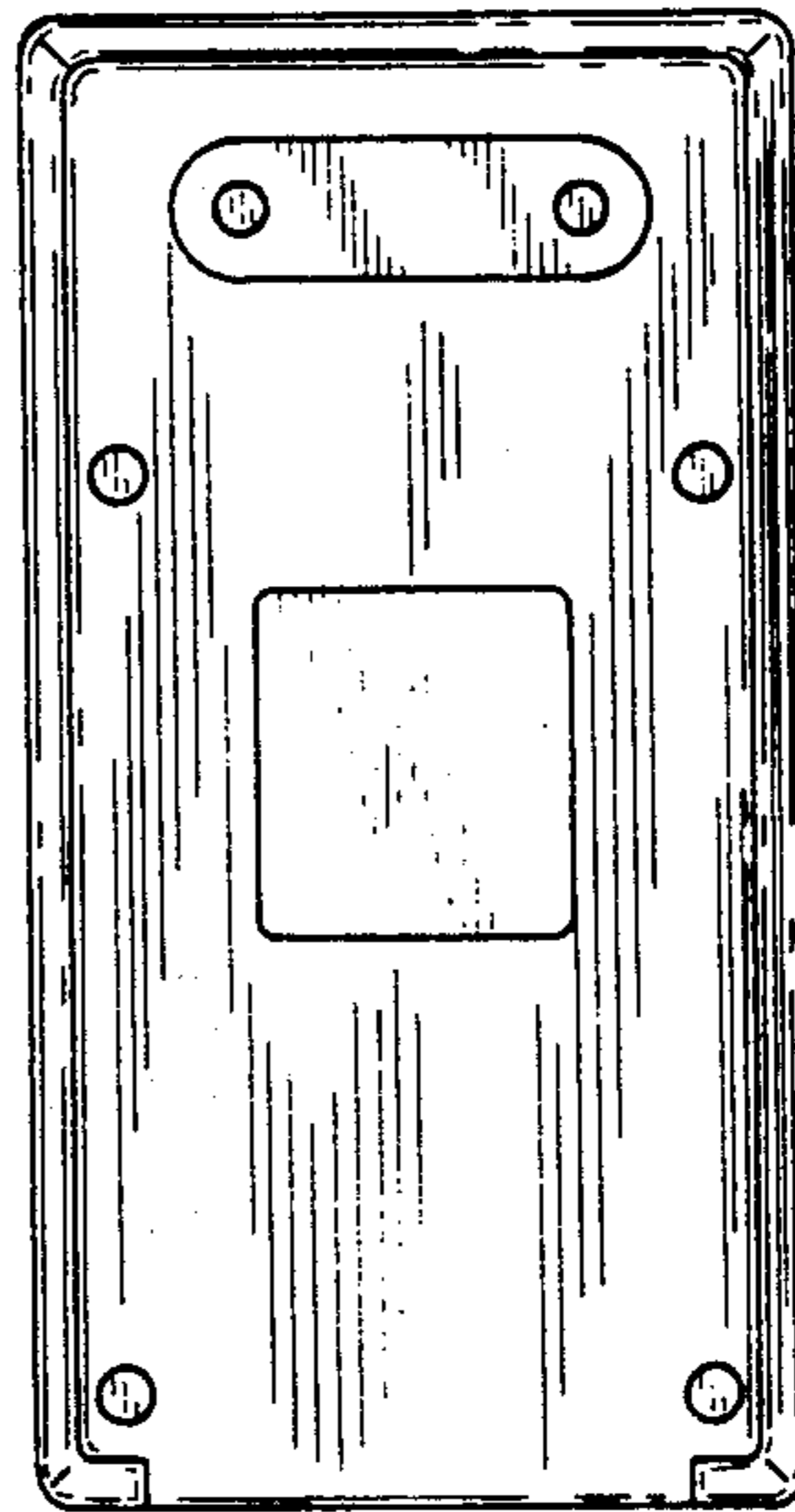


FIG. 4

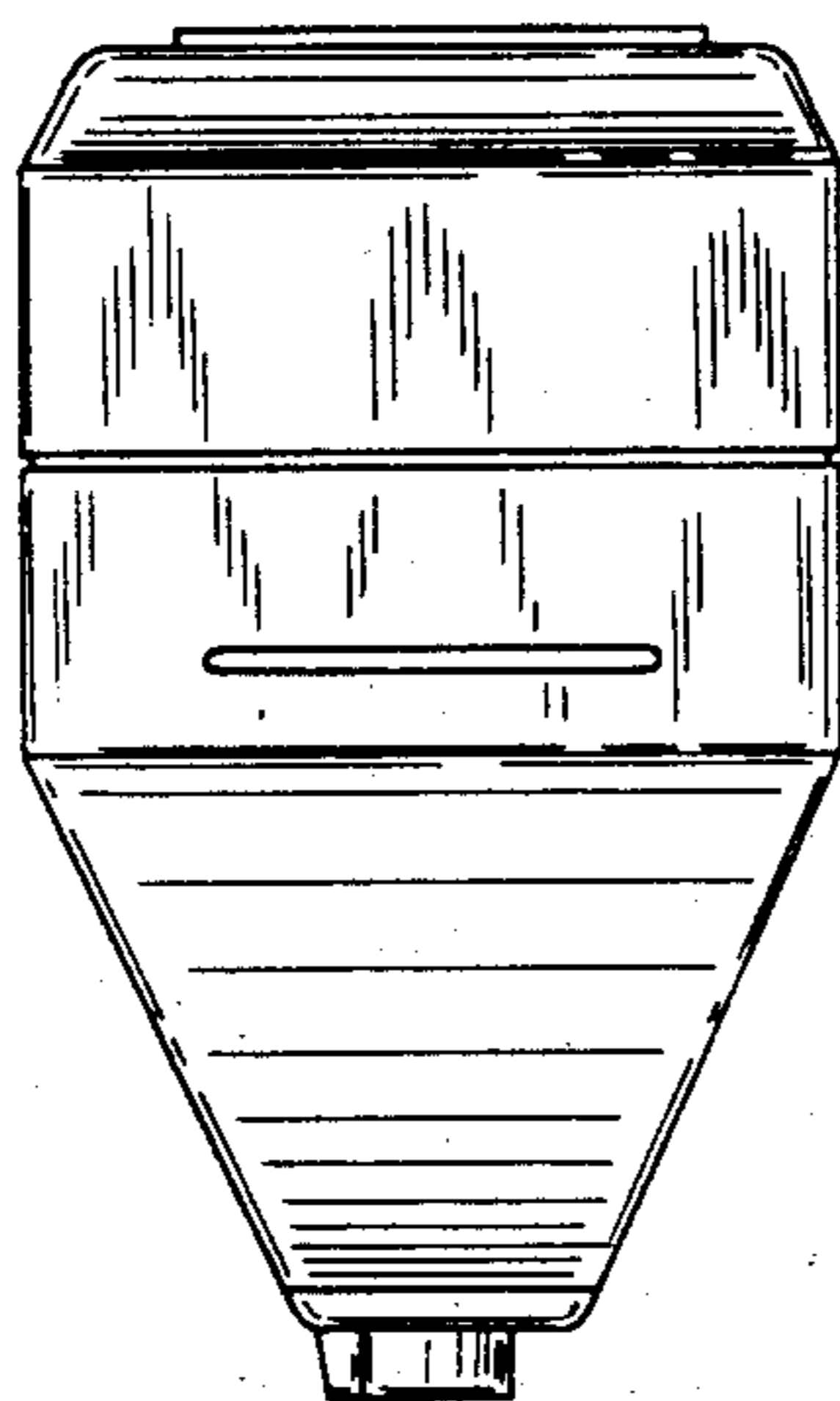


FIG. 5




FIG. 6

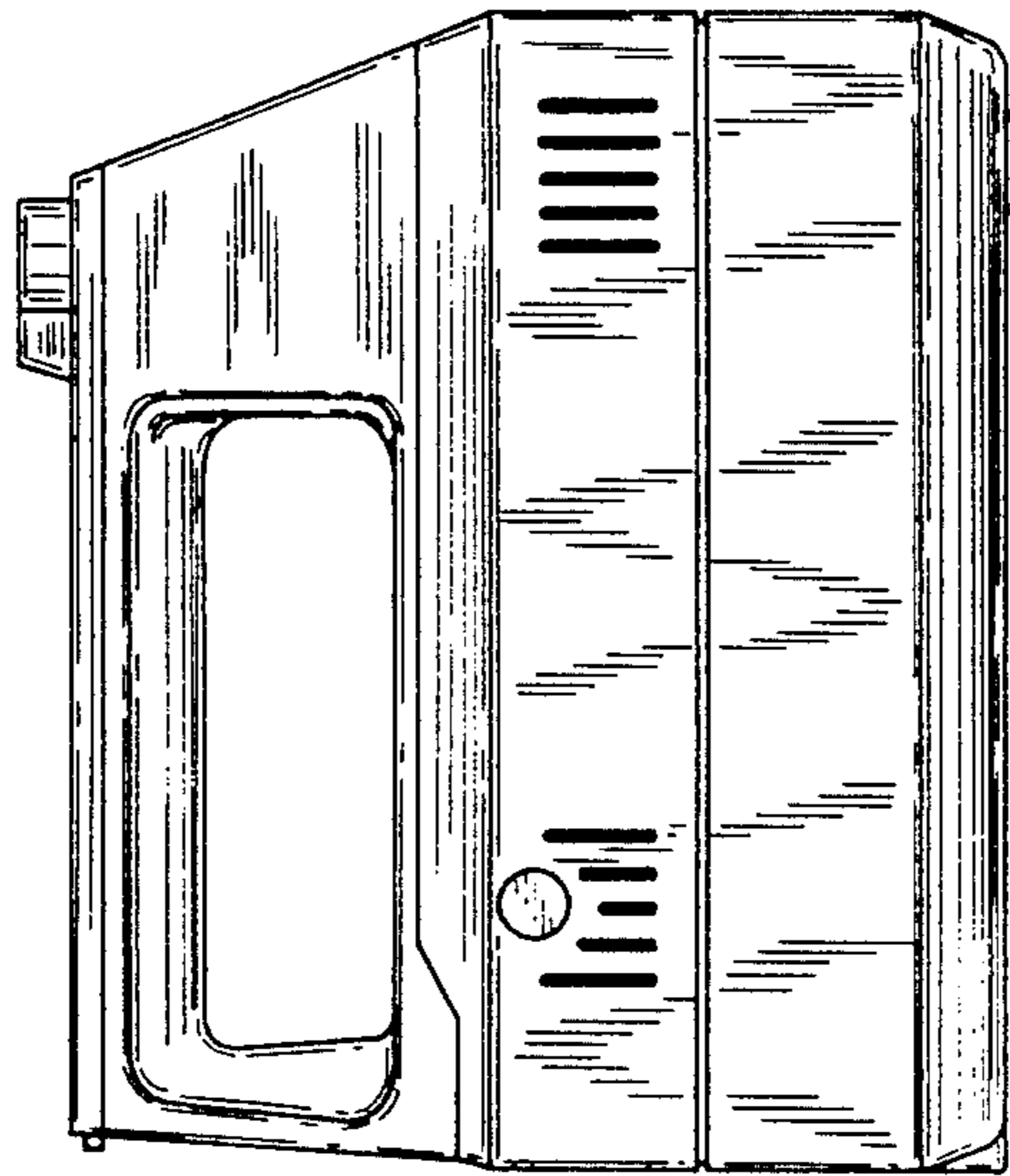


FIG. 7

