

United States Patent [19]

Haro

[11] Patent Number: **Des. 279,832**

[45] Date of Patent: **** Jul. 30, 1985**

[54] **STRIP ARRANGEMENT FOR GLOVES**

[75] Inventor: **Robert B. Haro**, Torrance, Calif.

[73] Assignee: **Haro Designs Inc.**, Carlsbad, Calif.

[**] Term: **14 Years**

[21] Appl. No.: **320,857**

[22] Filed: **Nov. 13, 1981**

[52] U.S. Cl. **D2/377**

[58] Field of Search **D2/360, 361, 370, 371, D2/372, 373, 374, 375, 376, 377; 2/159, 161 R, 161 A, 169**

[56] **References Cited**

U.S. PATENT DOCUMENTS

D. 240,975 8/1976 Gregory D2/361

D. 248,898 8/1978 DeLeone et al. D2/375 X
3,597,765 8/1971 Stanton D2/361 X

Primary Examiner—Carmen H. Vales
Attorney, Agent, or Firm—William W. Haefliger

[57] **CLAIM**

The ornamental design for strip arrangement for gloves, substantially as shown and described.

DESCRIPTION

FIG. 1 is a front elevational view of a strip arrangement for gloves showing my new design; FIG. 2 is a top plan view thereof; FIG. 3 is a bottom plan view thereof; FIG. 4 is a right side elevational view thereof; FIG. 5 is a left side elevational view thereof; and FIG. 6 is a rear elevational view thereof.

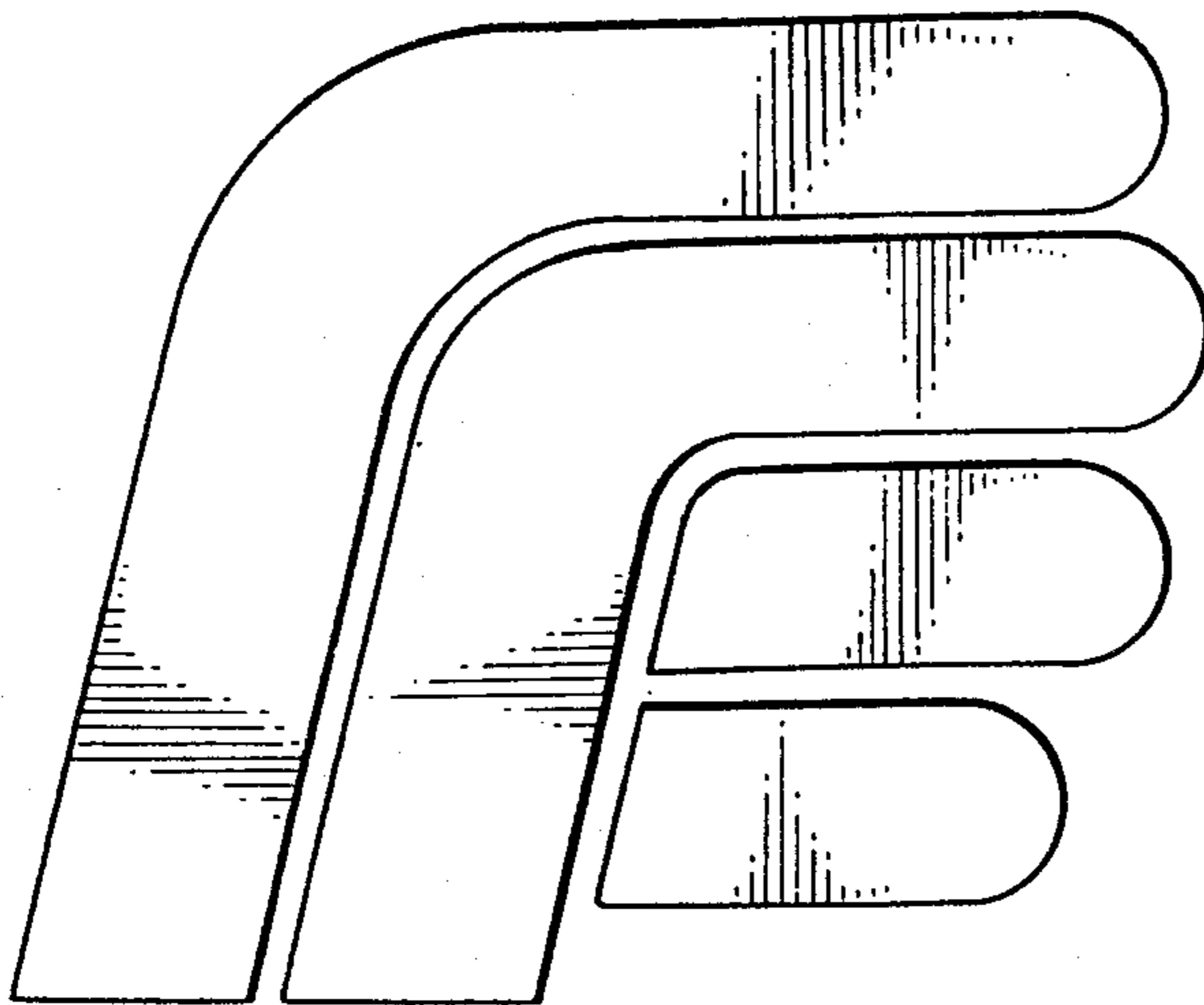


FIG. 5.



FIG. 1.

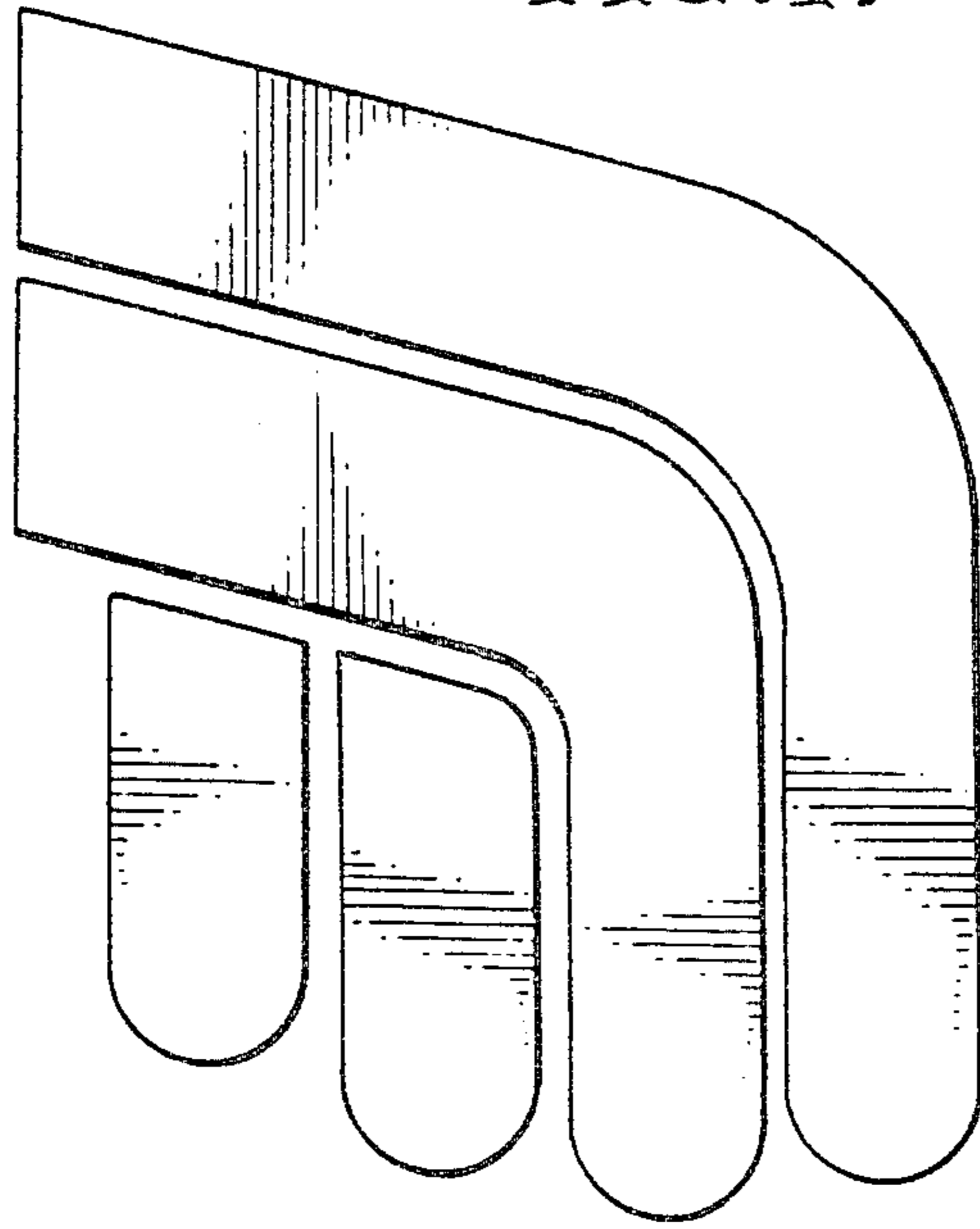


FIG. 4.



FIG. 2.




FIG. 3.

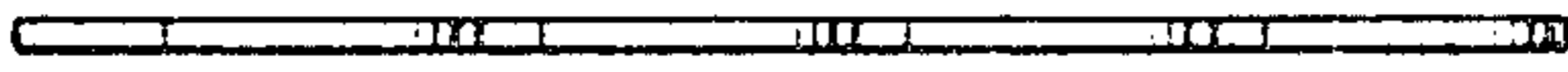


FIG. 6.

