

# United States Patent [19]

Yuen

[11] Patent Number: **Des. 279,820**

[45] Date of Patent: **\*\* Jul. 23, 1985**

[54] **COMBINED TORCH AND LANTERN**

[75] Inventor: **John S. Yuen, Kowloon, Hong Kong**

[73] Assignee: **John Manufacturing Limited,  
Kowloon, Hong Kong**

[\*\*] Term: **14 Years**

[21] Appl. No.: **450,216**

[22] Filed: **Dec. 16, 1982**

[30] **Foreign Application Priority Data**

Oct. 13, 1982 [GB] United Kingdom ..... 1 009 239  
[52] U.S. Cl. .... **D26/42**  
[58] Field of Search ..... **D26/37-50;**  
362/157, 158, 183, 184, 185, 186, 190, 191, 194,  
196, 200, 220, 222, 223

[56] **References Cited**

**U.S. PATENT DOCUMENTS**

D. 251,269 3/1979 Zelina ..... D26/42  
D. 259,059 4/1981 Se-Kit ..... D26/42

**OTHER PUBLICATIONS**

Hong Kong Interprise, vol. 10, 1980, pp. 110, 146, Fluorescent Lantern.


*Primary Examiner*—Susan J. Lucas  
*Attorney, Agent, or Firm*—Beall Law Offices

[57] **CLAIM**

The ornamental design for a combined torch and lantern, substantially as shown and described.

**DESCRIPTION**

FIG. 1 is a side elevational view of a combined torch and lantern showing my new design;  
FIG. 2 is a front elevational view thereof;  
FIG. 3 is a top plan view thereof;  
FIG. 4 is an opposite side elevational view thereof;  
FIG. 5 is a rear elevational view thereof;  
FIG. 6 is a bottom plan view thereof.



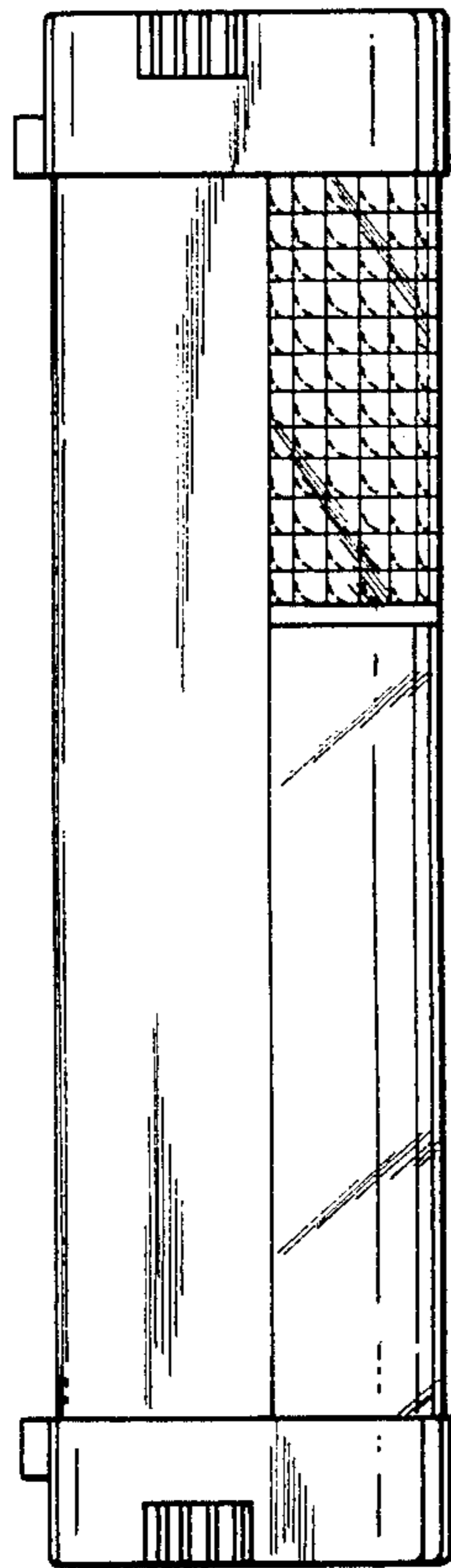


FIG. 1

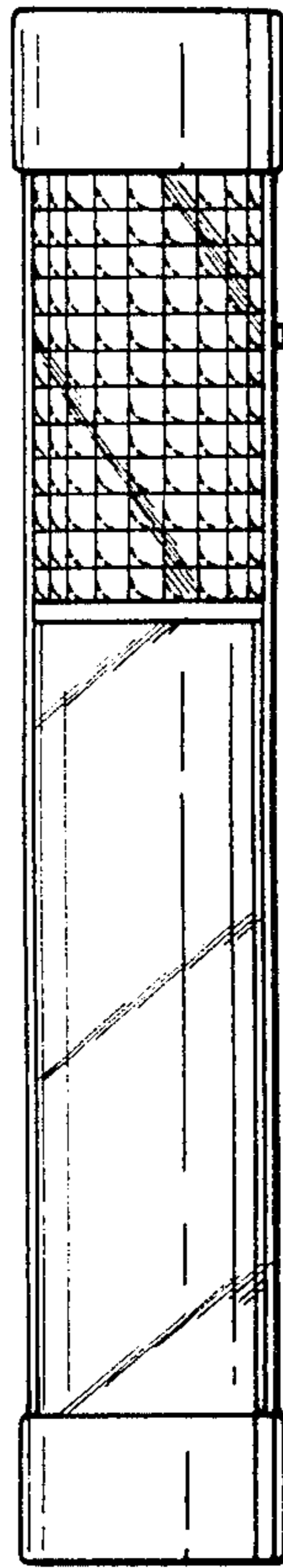


FIG. 2

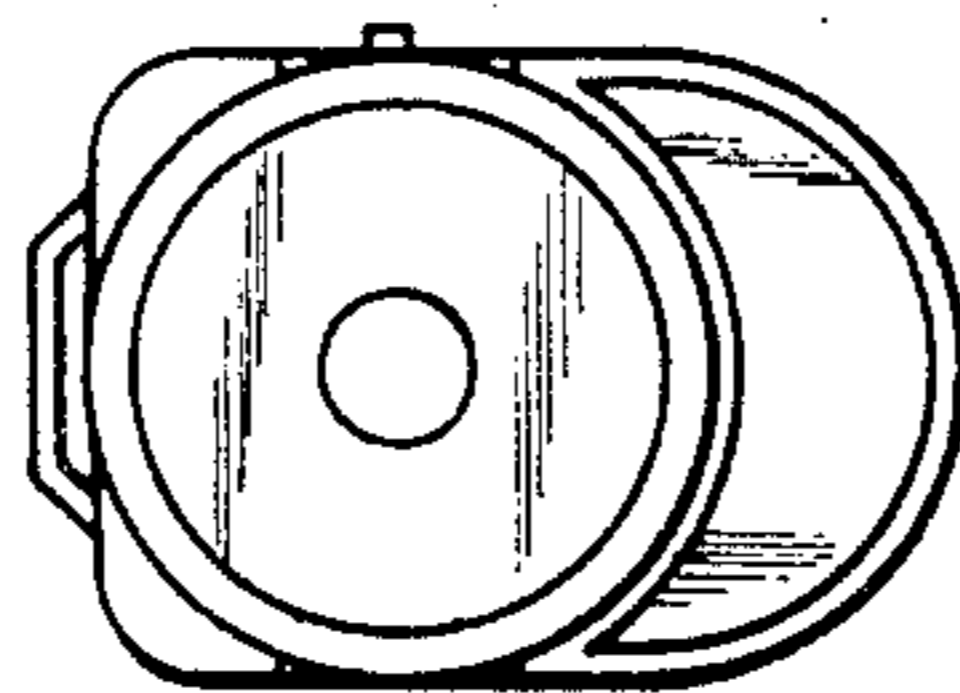


FIG. 3

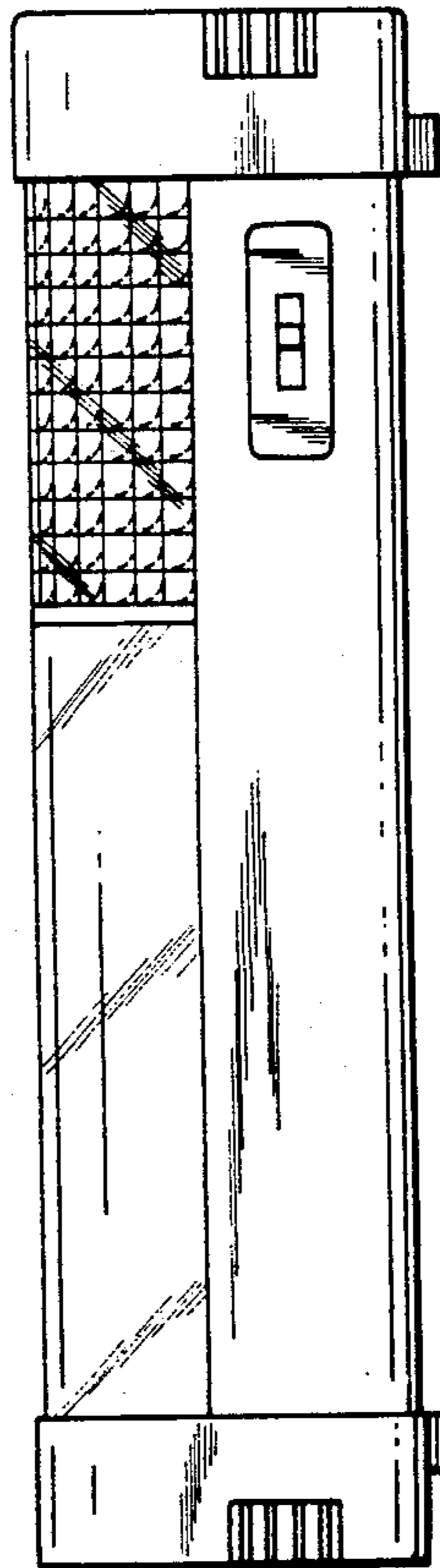


FIG. 4

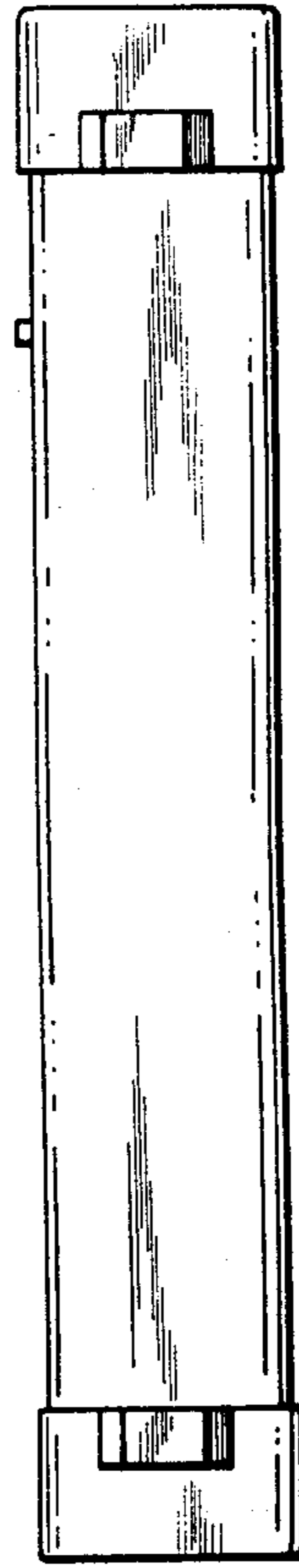


FIG. 5

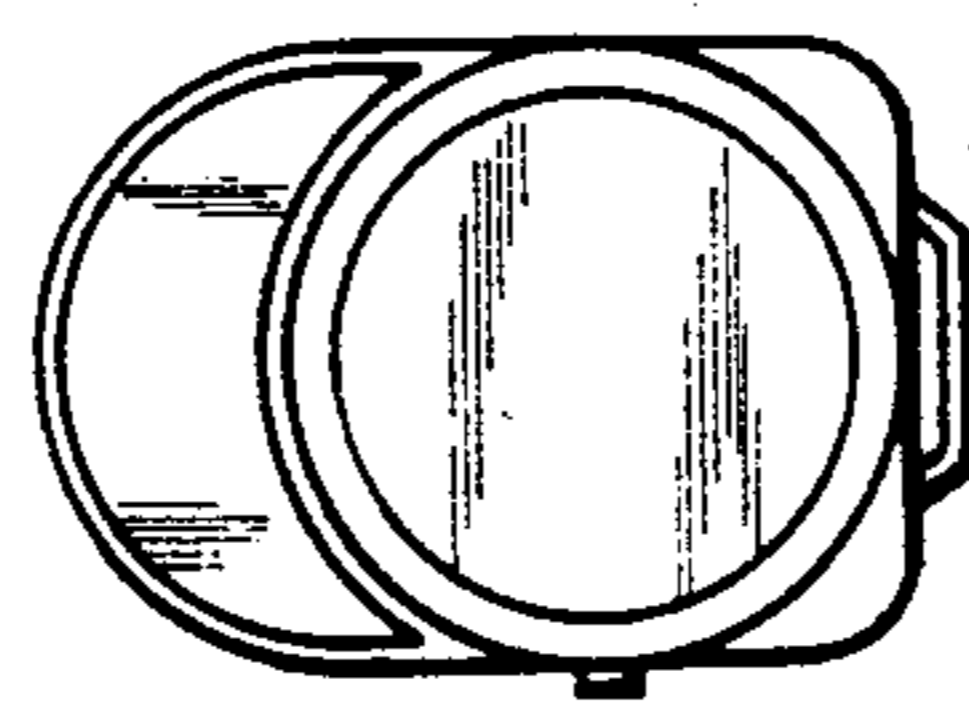


FIG. 6