

[54] COMBINED FLUORESCENT LAMP AND FLASHLIGHT INCORPORATING AN EMERGENCY BEACON

[75] Inventor: John S. Yuen, Kowloon, Hong Kong

[73] Assignee: John Manufacturing Limited, Kowloon, Hong Kong

[**] Term: 14 Years

[21] Appl. No.: 450,461

[22] Filed: Dec. 16, 1982

[30] Foreign Application Priority Data

Aug. 3, 1982 [GB] United Kingdom 1008103

[52] U.S. Cl. D26/42

[58] Field of Search D26/37-50; 362/157, 158, 183, 184, 185, 186, 191, 190, 194, 196, 200, 220, 222, 223

[56] References Cited

U.S. PATENT DOCUMENTS

D. 251,269 3/1979 Zelina D26/42

D. 259,059 4/1981 Se-Kit D26/42

OTHER PUBLICATIONS

Hong Kong Interprise, vol. 10, 1980, p. 53, Fluorescent Lantern, left.

Hong Kong Interprise, vol. 10, 1980, pp. 110, 146, Fluorescent Lantern.

Primary Examiner—Susan J. Lucas
Attorney, Agent, or Firm—Beall Law Offices

[57] CLAIM

The ornamental design for a combined fluorescent lamp and flashlight incorporating an emergency beacon, substantially as shown and described.

DESCRIPTION

FIG. 1 is a front elevational view of a combined fluorescent lamp and flashlight incorporating an emergency beacon showing my new design;


FIG. 2 is a side elevational view thereof;

FIG. 3 is a top plan view thereof;

FIG. 4 is a rear elevational view thereof;

FIG. 5 is an opposite side elevational view thereof;

FIG. 6 is a bottom plan view thereof.






FIG. 1

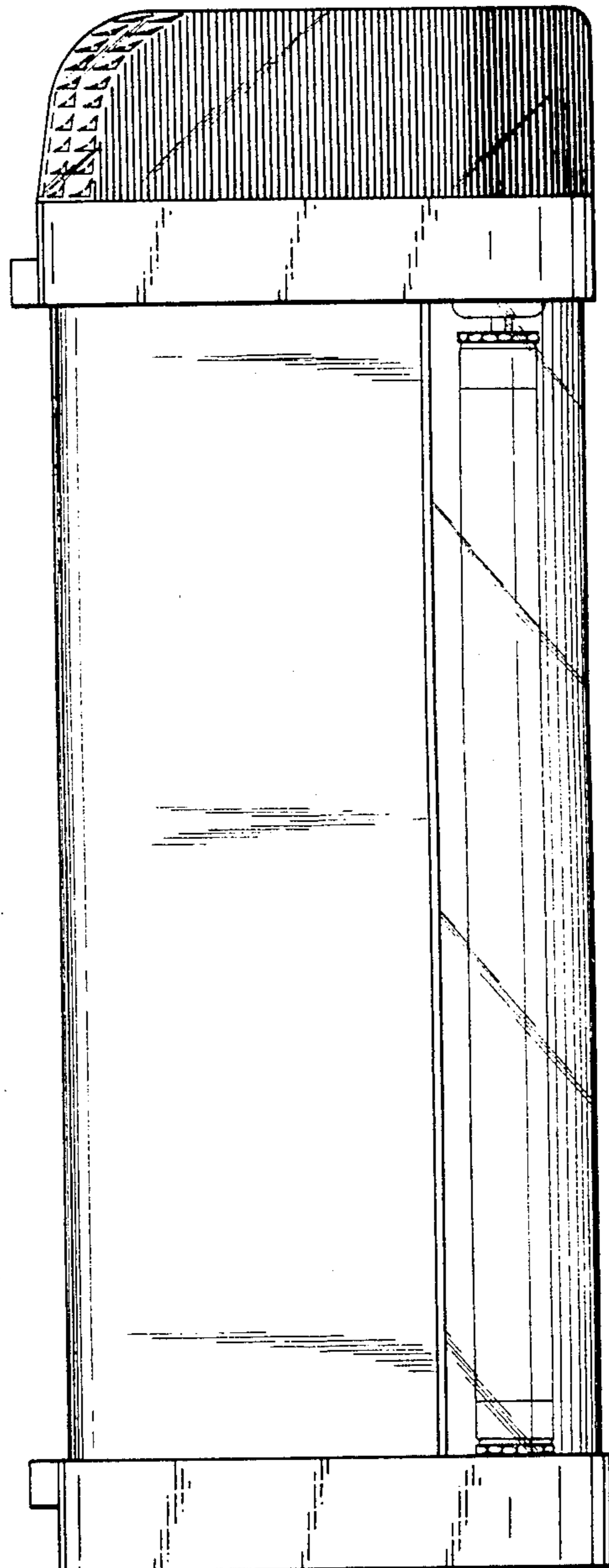


FIG. 2

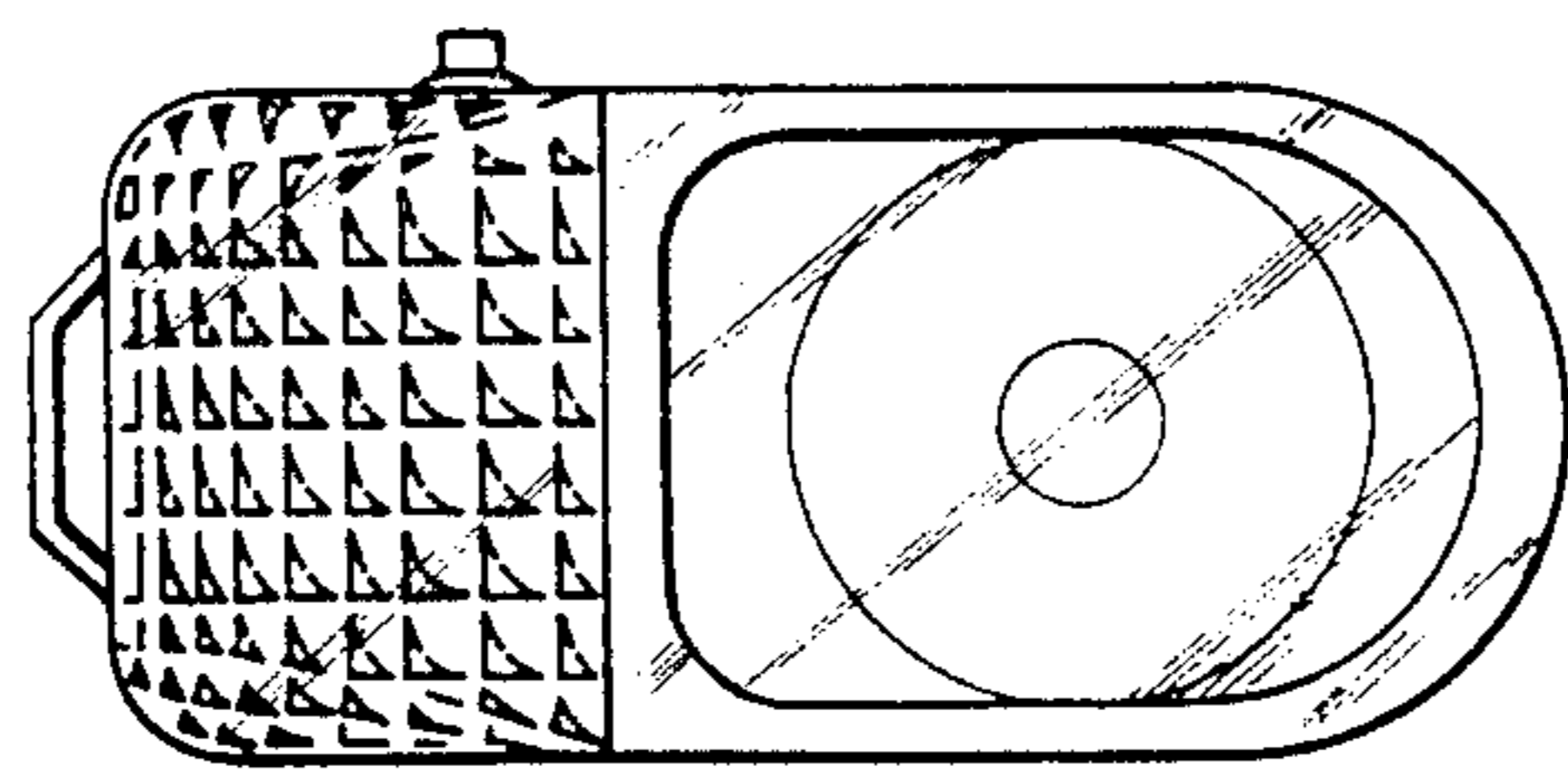


FIG. 3

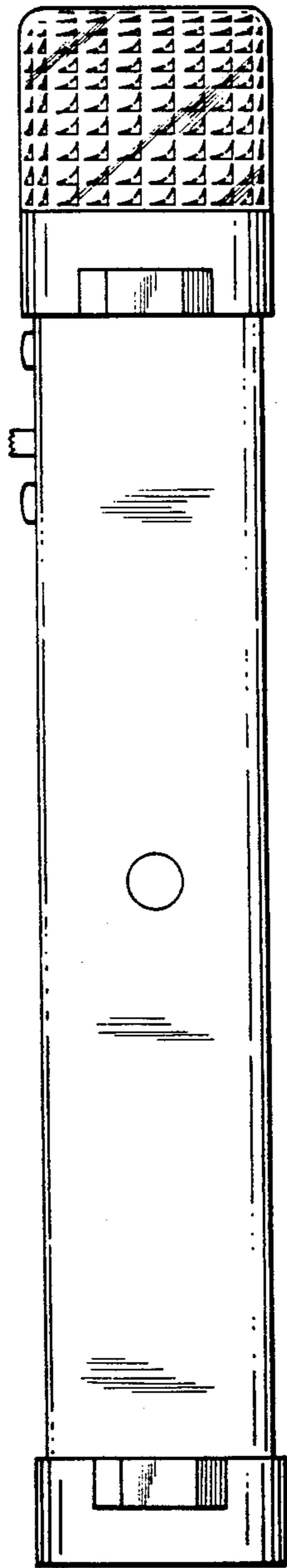


FIG. 4.




FIG. 5.




FIG. 6