

[54] TOOL FOR SETTLING PAPER TO BE PUNCHED WITH NUMEROUS PERFORATIONS

[75] Inventor: Chuzo Mori, Tokyo, Japan

[73] Assignee: Carl Manufacturing Co., Ltd., Tokyo, Japan

[**] Term: 14 Years

[21] Appl. No.: 456,355

[22] Filed: Jan. 7, 1983

[30] Foreign Application Priority Data

Jul. 10, 1982 [JP] Japan 57-31169

[52] U.S. Cl. D19/72; D19/37

[58] Field of Search 83/565, 618, 487, 488, 83/468, 393, 890; D19/75, 77, 37, 72

[56] References Cited

U.S. PATENT DOCUMENTS

D. 226,138 1/1973 Fleming D19/72

3,750,514 8/1973 Tanaka D19/72

3,987,695 10/1976 Neilsen D19/72

Primary Examiner—George P. Word
Attorney, Agent, or Firm—Armstrong, Nikaido, Marmelstein & Kubovcik

[57] CLAIM

The ornamental design for a tool for settling paper to be punched with numerous perforations, as shown and described.

DESCRIPTION

FIG. 1 is a front elevational view of a tool for settling paper to be punched with numerous perforations showing my new design;

FIG. 2 is a rear elevational view thereof;

FIG. 3 is a left side elevational view thereof;

FIG. 4 is a right side elevational view thereof;

FIG. 5 is a top plan view thereof;

FIG. 6 is a front elevational view thereof in an unfolded condition; and

FIG. 7 is a top plan view of FIG. 6.

The bottom plan views in the folded and unfolded conditions are mirror images of FIGS. 5 and 7, respectively.

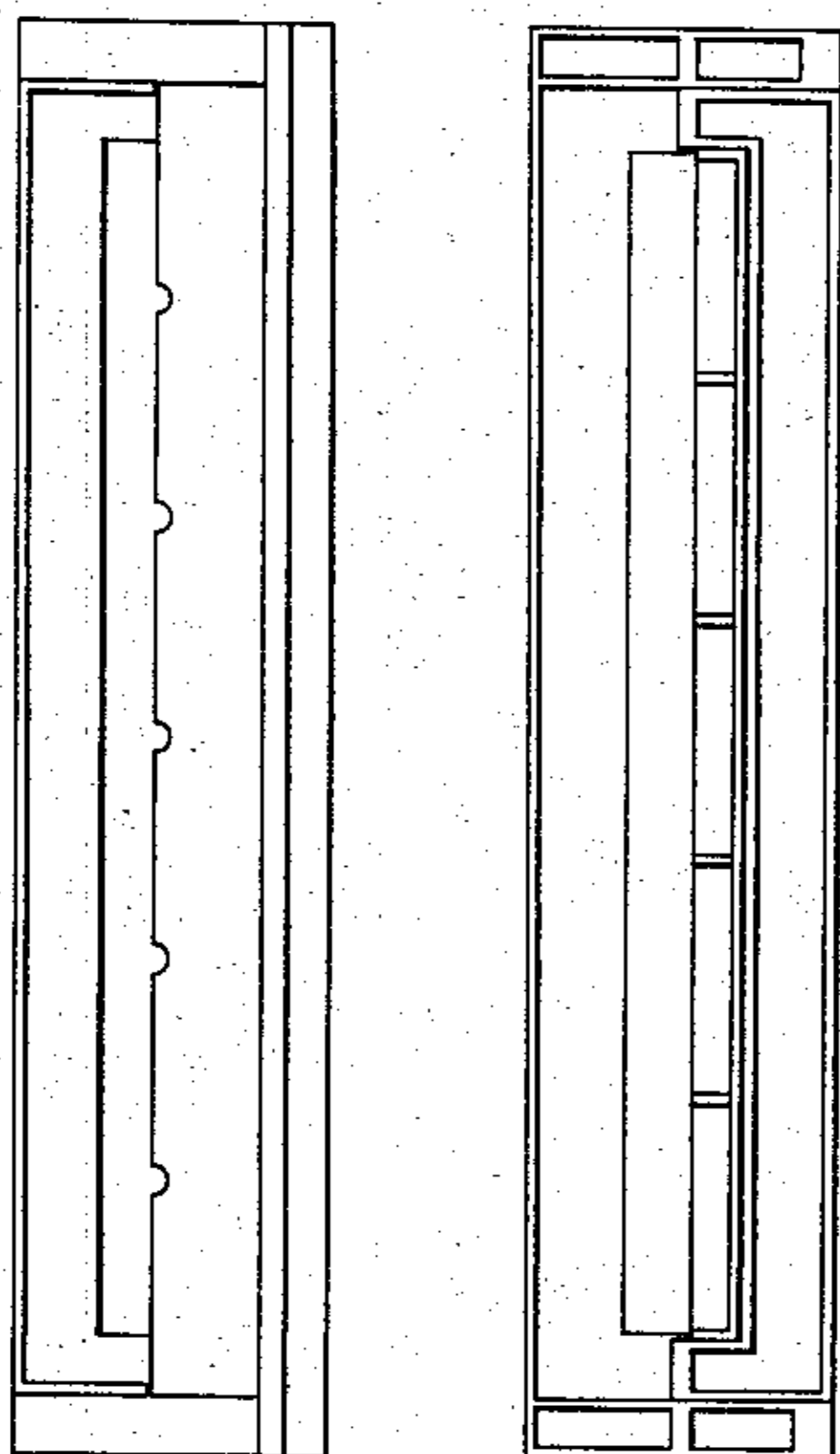


FIG. 1

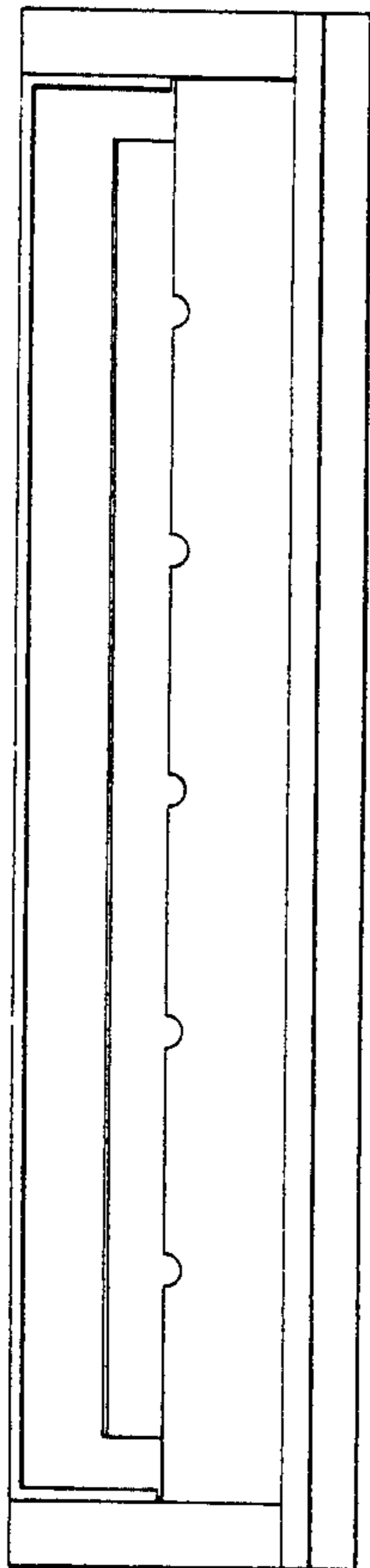


FIG. 2

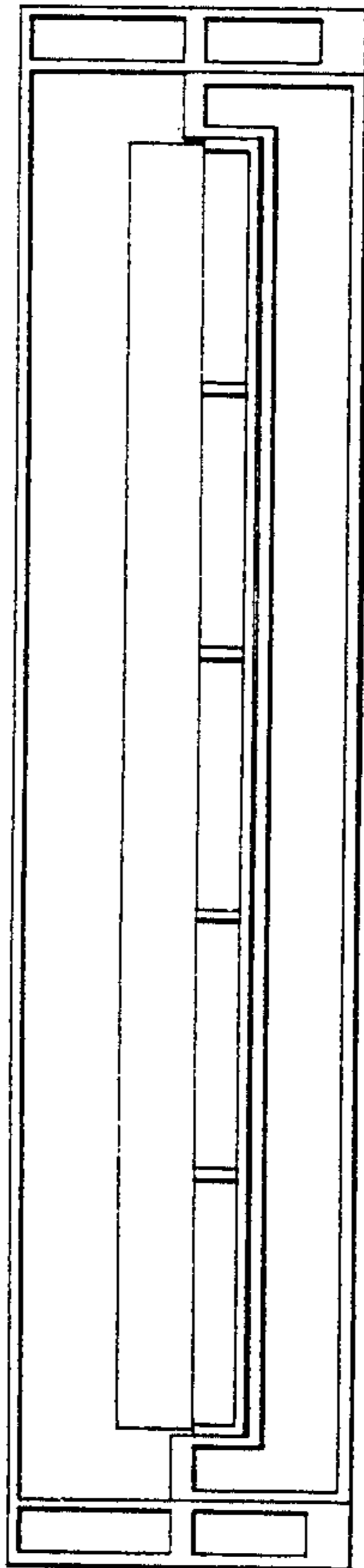


FIG. 3




FIG. 4




FIG. 6

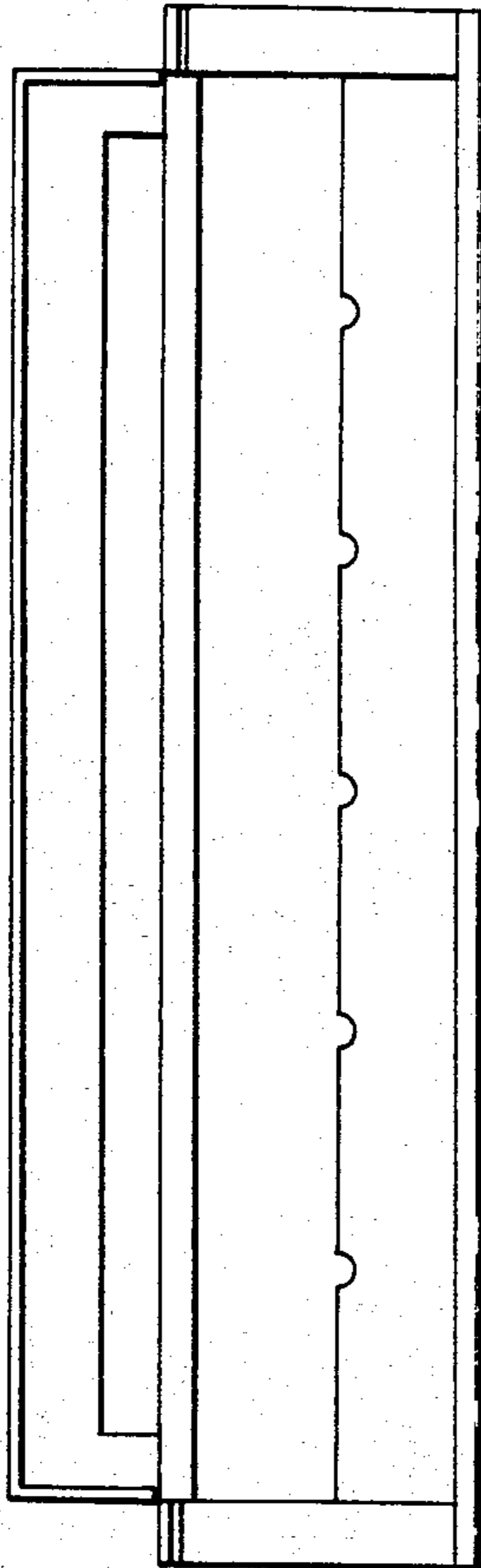


FIG. 5

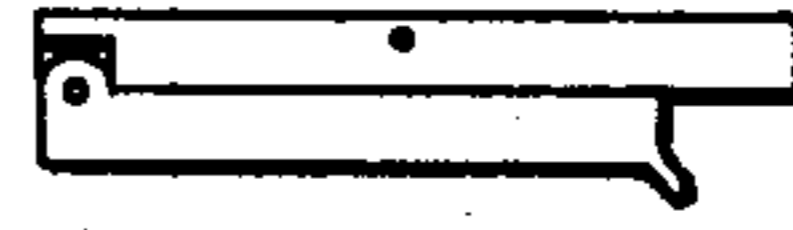


FIG. 7

