

[54] PHOTOGRAPHIC DISPLAY APPARATUS

[57] CLAIM

[76] Inventor: Roy D. Heliton, 3111 Dowling St., Houston, Tex. 77004

The design for a photographic display apparatus, as shown.

[\*\*] Term: 14 Years

DESCRIPTION

[21] Appl. No.: 385,908

FIG. 1 is a top plan view of a photographic display apparatus in the closed position showing my new design;

[22] Filed: Jun. 7, 1982

FIG. 2 is a back view of the apparatus in the closed position;

[52] U.S. Cl. .... D19/26

FIG. 3 is a top view of the apparatus in the closed position;

[58] Field of Search ..... D19/26, 27, 28, 29, D19/30, 31, 32, 33; 281/21 R, 21 A, 22, 25 A, 15 A; 40/371, 382, 388, 391, 399, 534

FIG. 4 is a bottom view of the apparatus in the closed position;

FIG. 5 is a view of the left side, of the apparatus, in the closed position;

FIG. 6 is a view of the right side, of the apparatus, in the closed position;

[56] References Cited

U.S. PATENT DOCUMENTS

D. 19,527	12/1889	Petri	.....	281/22 X
D. 264,602	5/1982	Plutsky	.....	D19/26
D. 266,172	9/1982	Fraser et al.	.....	D19/26
D. 268,347	3/1983	Marsh	.....	D19/27
1,121,197	12/1914	McMillan	.....	281/25 A
3,363,349	1/1968	Nelson	.....	40/391

FIG. 7 is a plan view of the apparatus in the open position;

FIG. 8 is a back view of the apparatus in the open position;

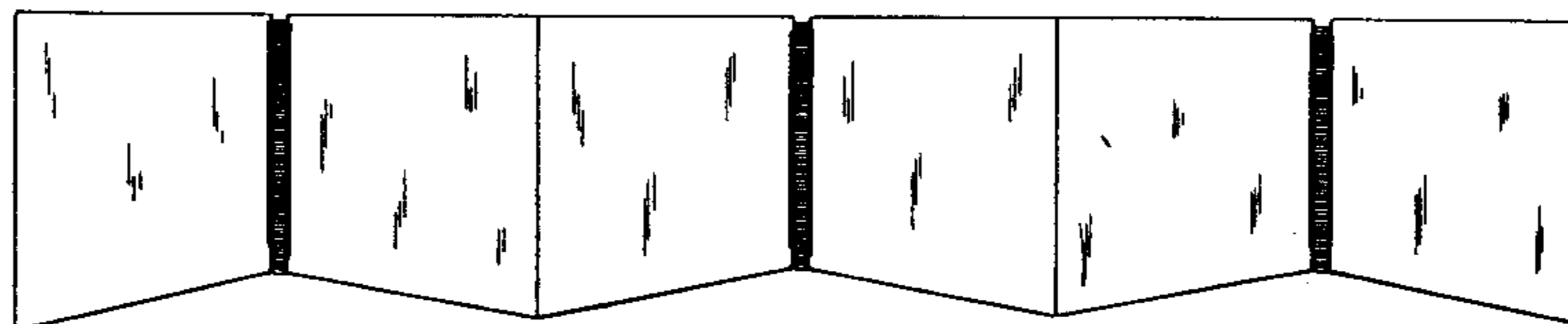
FIG. 9 is a top view of the apparatus in the open position;

FIG. 10 is a bottom view of the apparatus in the open position;

FIG. 11 is a view of the left side of the apparatus in the open position; and

FIG. 12 is a view of the right side of the apparatus in the open position.

Primary Examiner—Bernard Ansher  
Assistant Examiner—Theodore M. Shooman  
Attorney, Agent, or Firm—Robert S. Smith



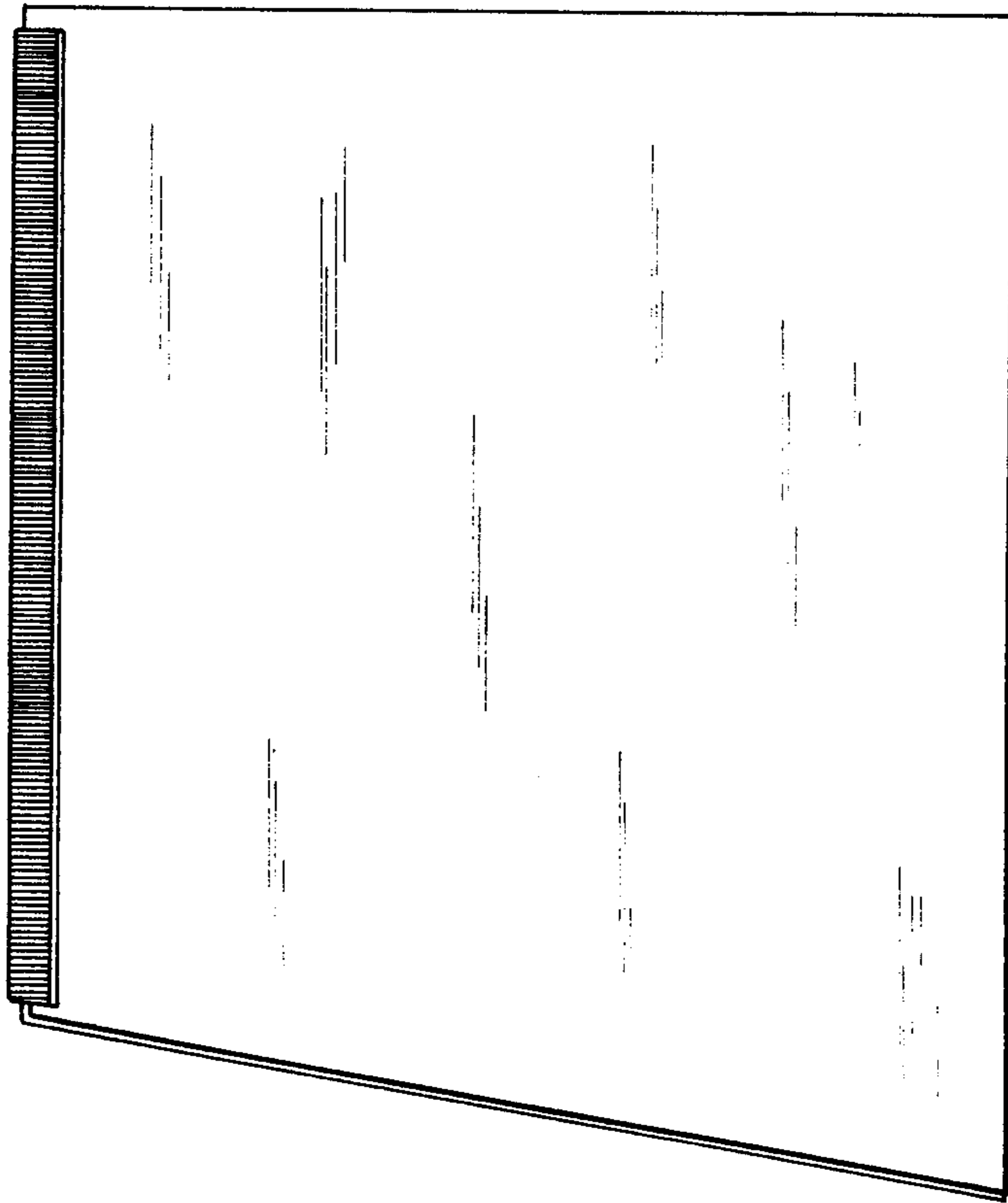


FIG. 1.



FIG. 6.




FIG. 4.




FIG. 3.

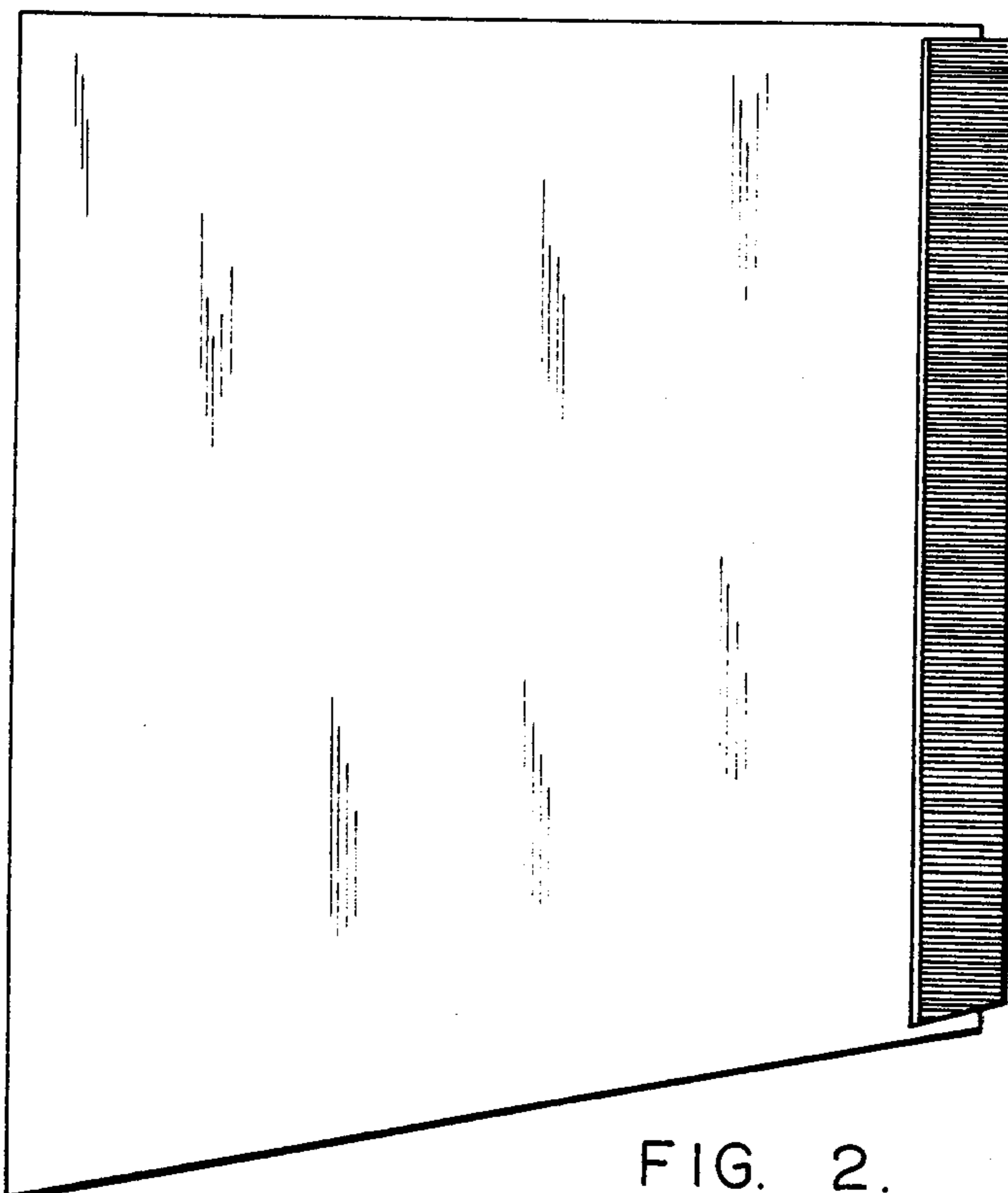


FIG. 2.



FIG. 5.

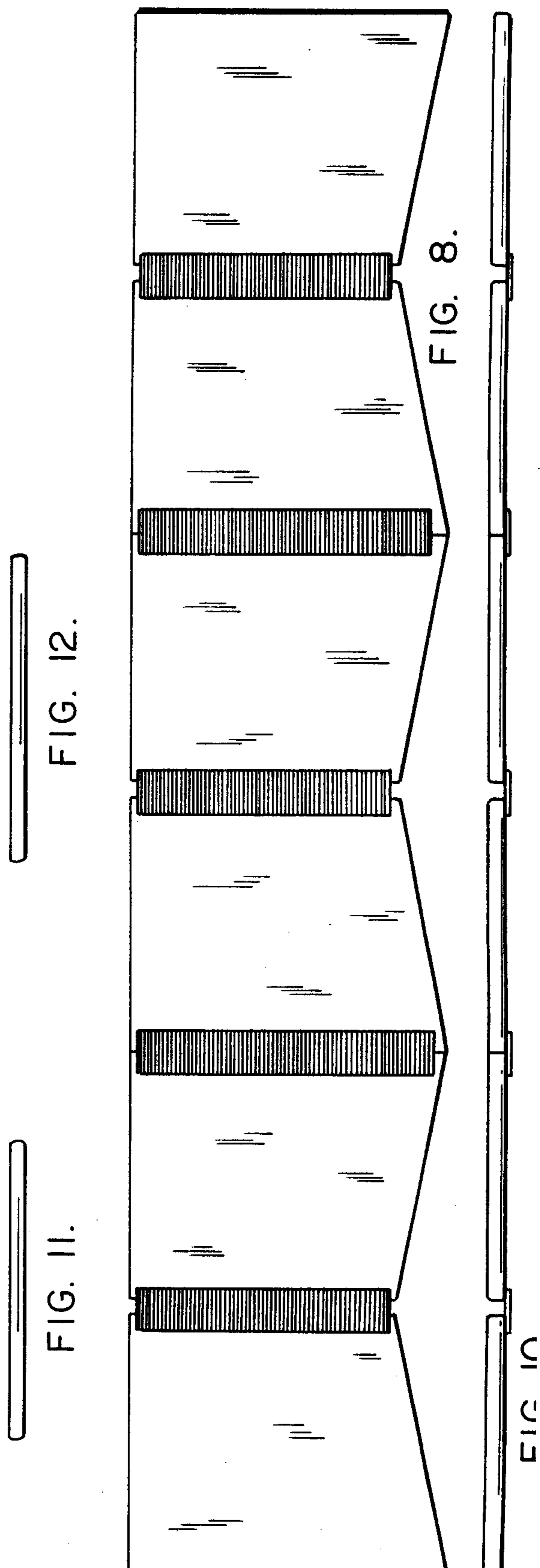
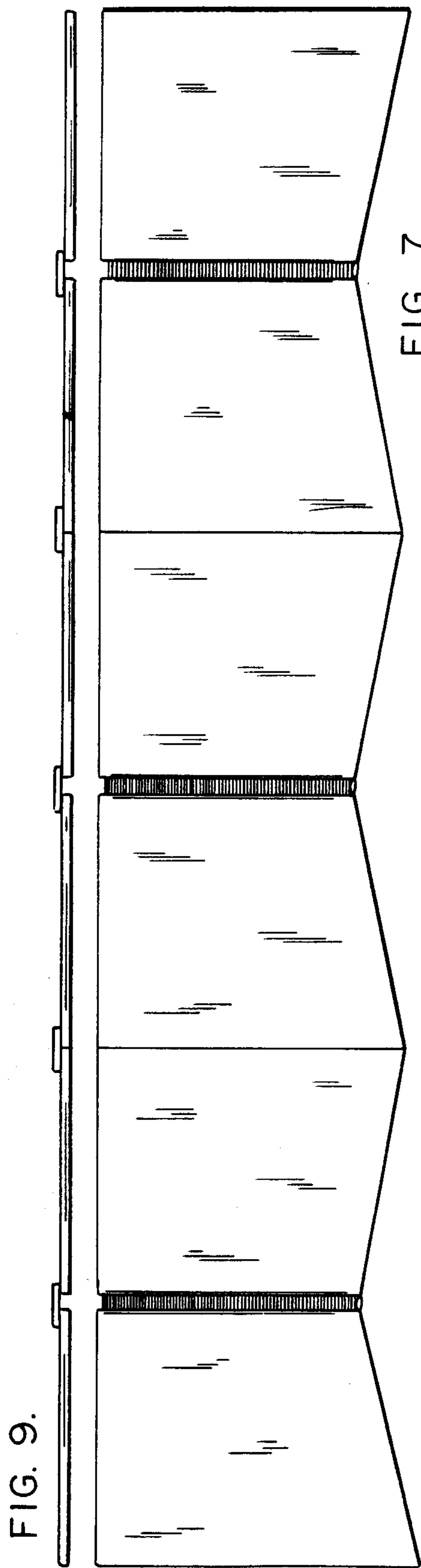


FIG. 12.

