

[54] **COIN-SORTING AND COUNTING MACHINE**

[75] **Inventor: Roger K. Childers, Tigard, Oreg.**

[73] **Assignee: Childers Corporation, Wilsonville, Oreg.**

[\*\*] **Term: 14 Years**

[21] **Appl. No.: 557,259**

[22] **Filed: Dec. 2, 1983**

[52] **U.S. Cl. .... D18/3**

[58] **Field of Search ..... D18/3, 4, 99; D14/102, D14/100, 106, 110, 105; 133/3 R, 8 R; 209/534, 551; 235/379, 381; 221/1, 30, 96, 36, 40; 194/1 A, 4 R, DIG. 9, DIG. 26**

[56] **References Cited**

**U.S. PATENT DOCUMENTS**

D. 223,362 4/1972 Shimano et al. .... D14/106  
3,260,454 7/1966 Griesemer et al. .... 133/3 R  
4,109,139 8/1978 McMillian et al. .... 133/8 R X

4,172,462 10/1979 Uchida et al. .... 133/8 R X

**OTHER PUBLICATIONS**

1 Page brochure "Sattley Magnum" Sorter/Counter.  
1 Page brochure (blue) "Childers Magnum".

*Primary Examiner*—Bernard Ansher  
*Assistant Examiner*—Theodore M. Shooman  
*Attorney, Agent, or Firm*—Seed and Berry

[57] **CLAIM**

The ornamental design for a coin-sorting and counting machine, as shown and described.

**DESCRIPTION**

FIG. 1 is an isometric frontal view of a coin-sorting and counting machine showing my new design; FIG. 2 is a front elevational view thereof; FIG. 3 is a top plan view thereof; FIG. 4 is a left side elevational view thereof; and FIG. 5 is a right side elevational view thereof. The rear of the coin-sorting and counting machine is plane and unornamented.




FIG. 1

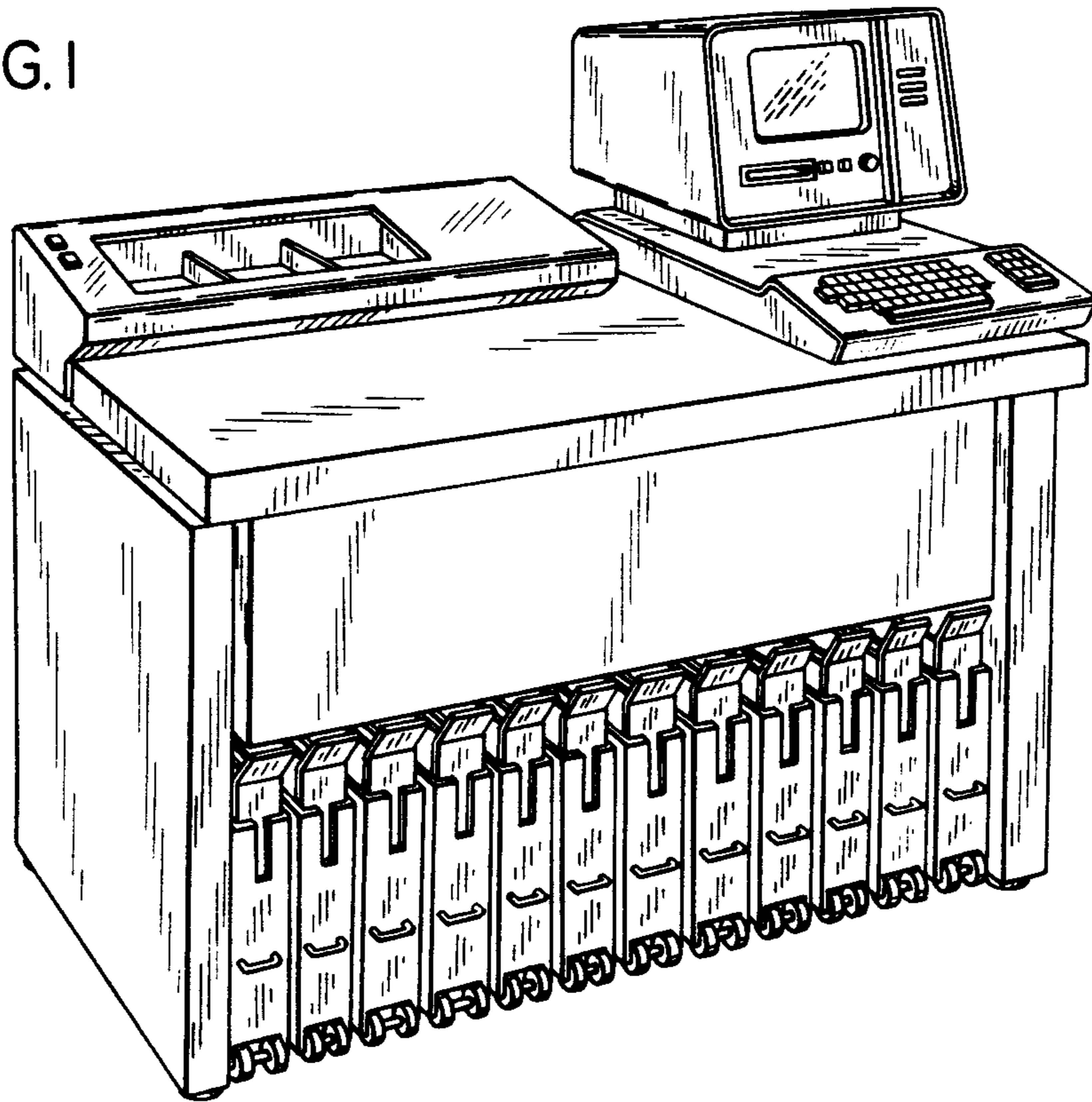


FIG. 2

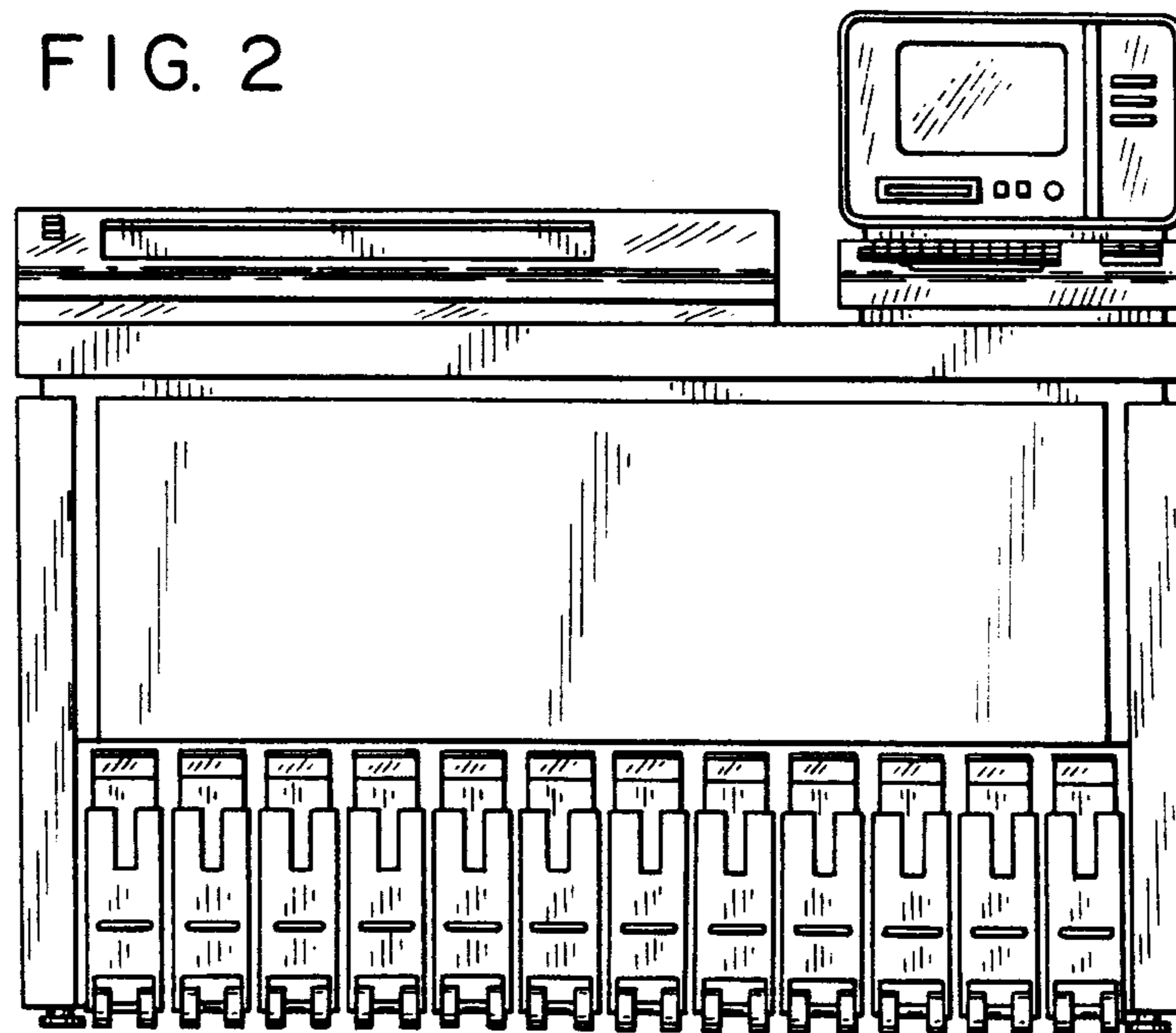


FIG. 3

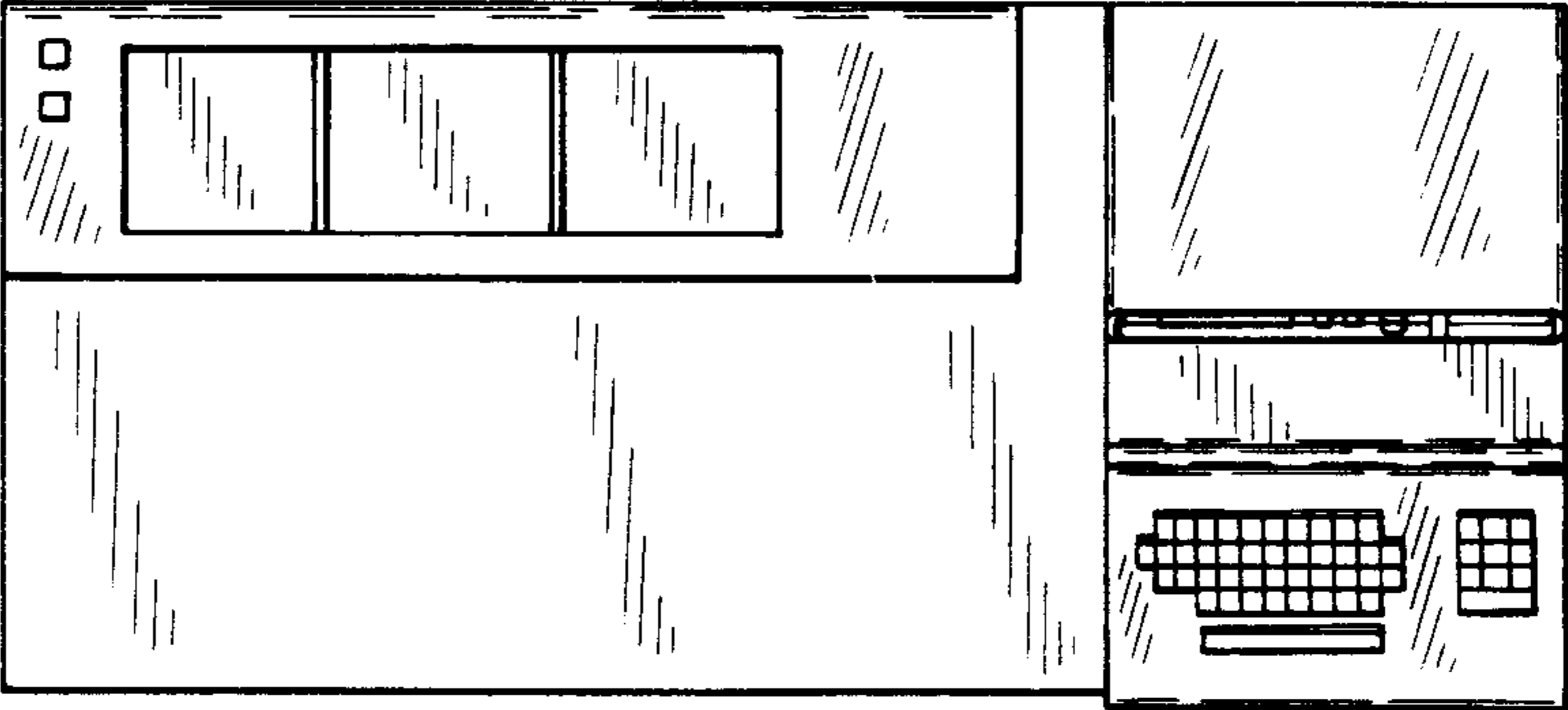


FIG. 4




FIG. 5

