

[54] **DISPLAY RACK**

[76] **Inventor: Arthur S. Kellogg, 11706 Ficus St.,
Palm Beach Gardens, Fla. 33410**

[**] **Term: 14 Years**

[21] **Appl. No.: 494,738**

[22] **Filed: Aug. 5, 1983**

[52] **U.S. Cl. D6/517; D6/467;
D6/476; D6/553**

[58] **Field of Search D6/396, 449, 466, 408, 467,
D6/468, 470, 475, 476, 478, 479, 509, 511-515,
517, 553; 108/59, 60, 91, 92, 152; 211/87, 88,
90, 134, 135, 188, 153, 49.1, 59.2, 59.3, 59.4**

[56] **References Cited**

U.S. PATENT DOCUMENTS

D. 161,590 1/1951 Pattison, Jr. D6/517

D. 250,240	11/1978	Braginetz	D6/475
D. 255,852	7/1980	Fogarty	D6/515
D. 260,955	9/1981	Schuler et al.	D6/408
D. 267,382	12/1982	Heinrichsdorff	D6/515
3,626,150	12/1971	Kress	211/59.2

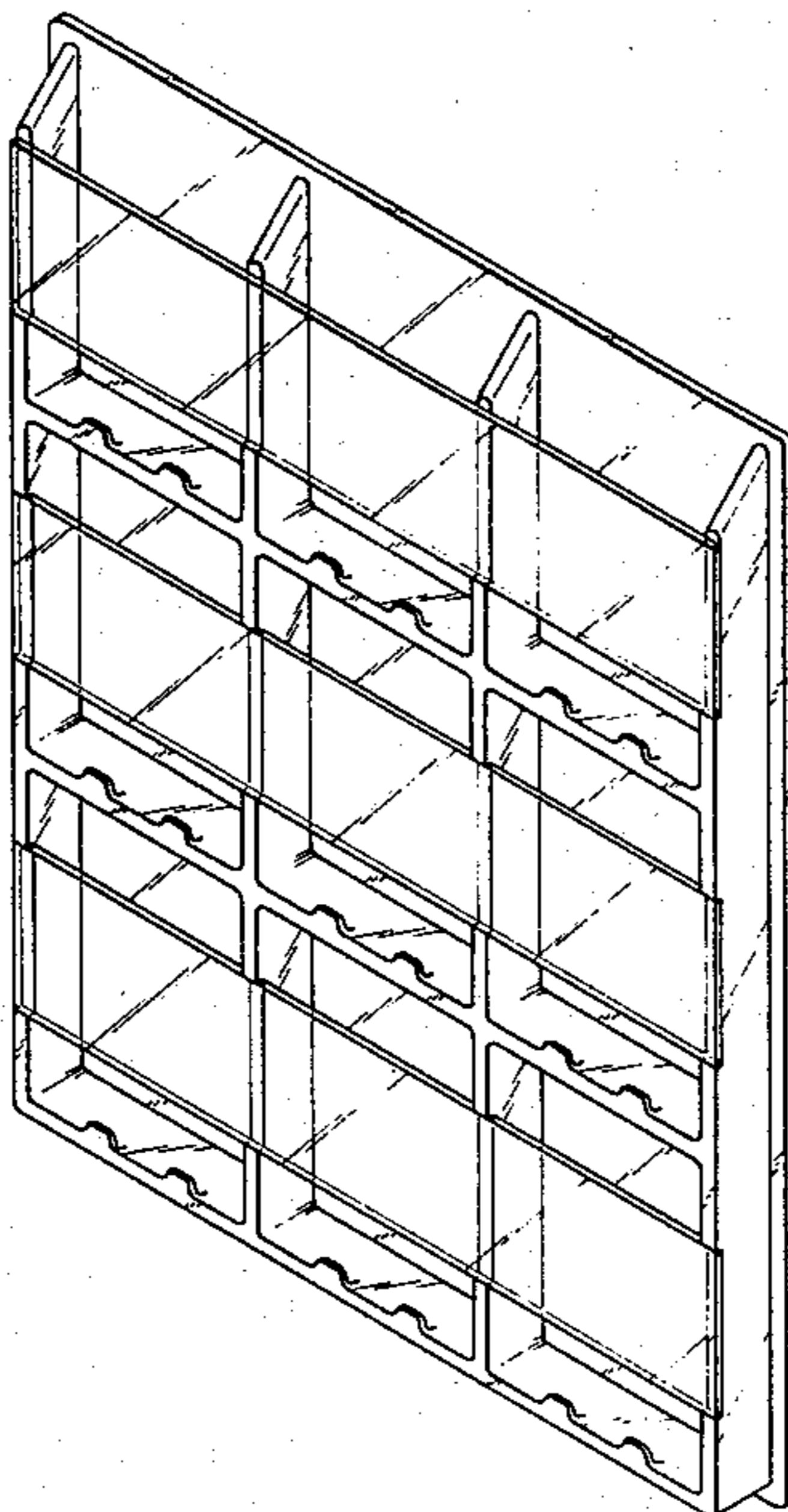
Primary Examiner—B. J. Bullock
Assistant Examiner—Suzanne N. Gitlin

[57] **CLAIM**

An ornamental design for a display rack, as shown and described.

DESCRIPTION

FIG. 1 is a perspective view of a display rack showing my new design;
FIG. 2 is a front elevational view thereof;
FIG. 3 is a sectional view taken in the direction of the arrows along line 3—3 in FIG. 2;
FIG. 4 is a sectional view taken in the direction of the arrows along line 4—4 in FIG. 2.



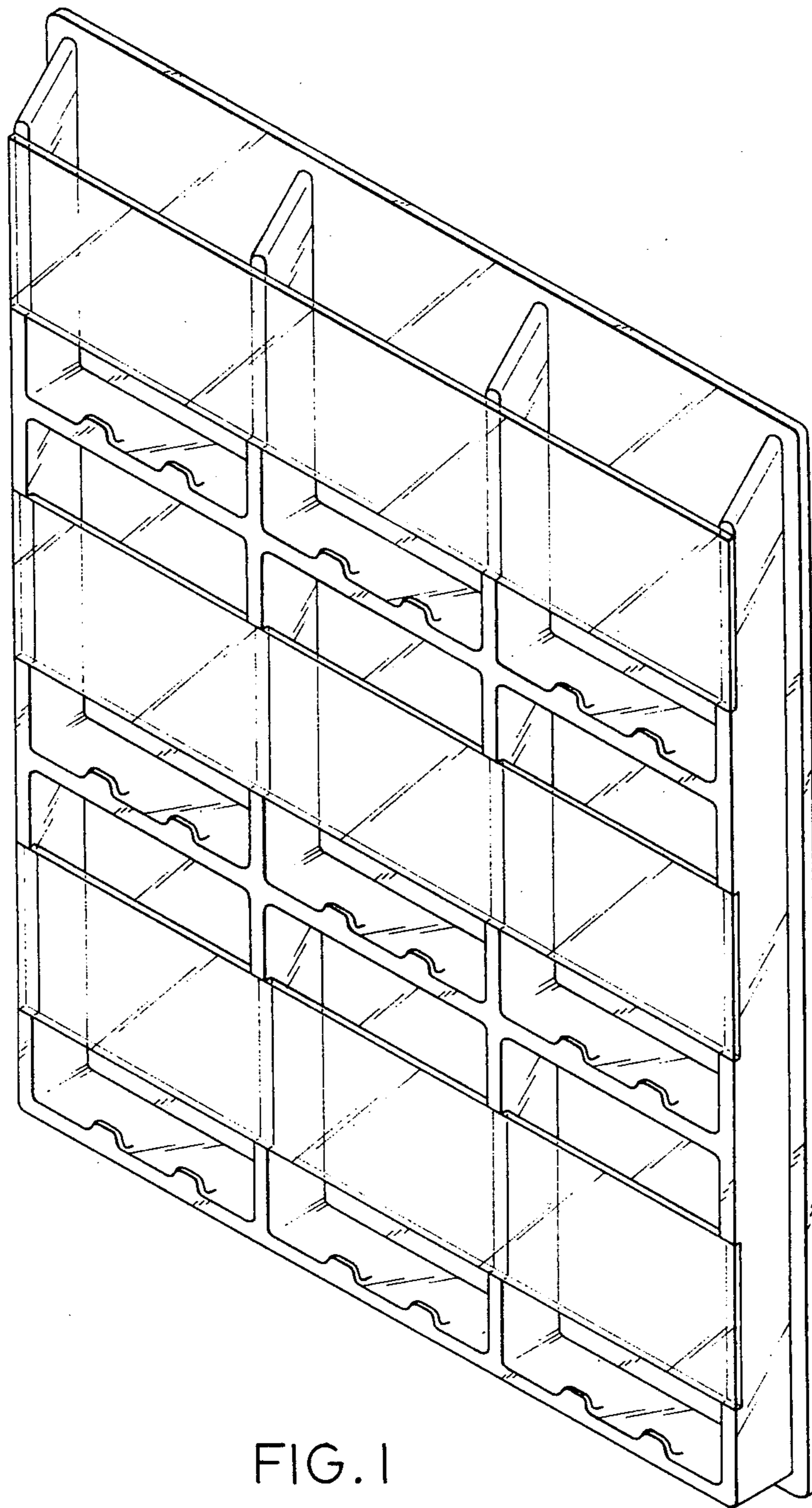


FIG. 1

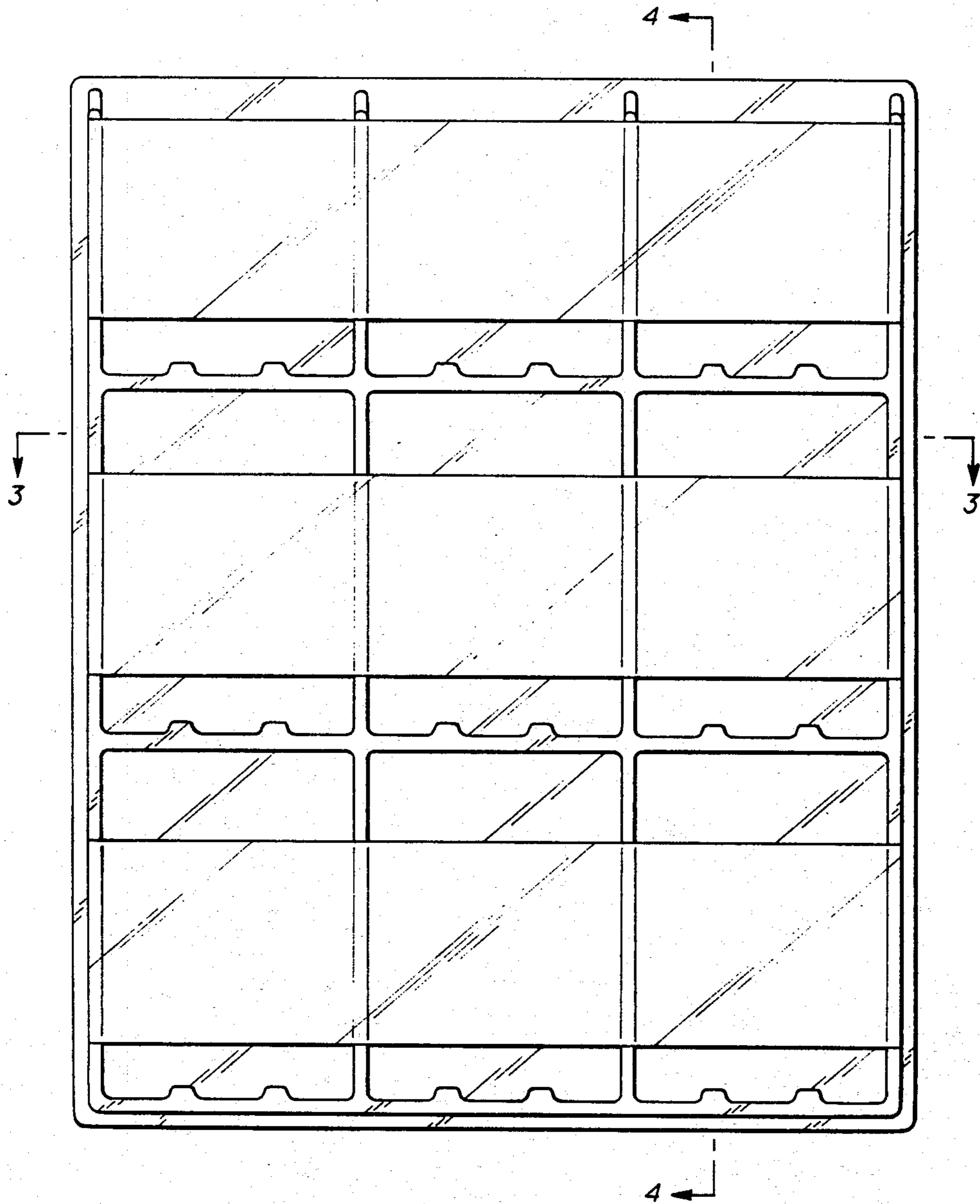


FIG. 2

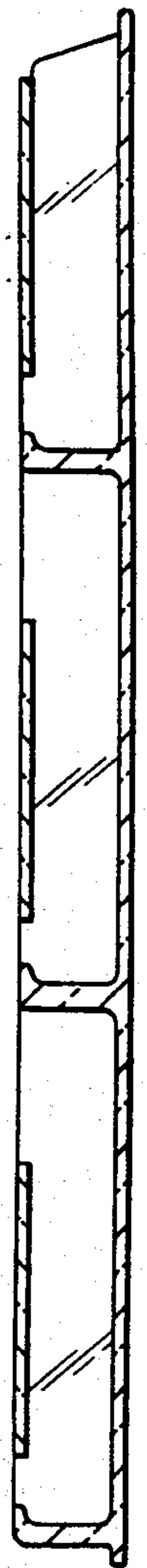


FIG. 4

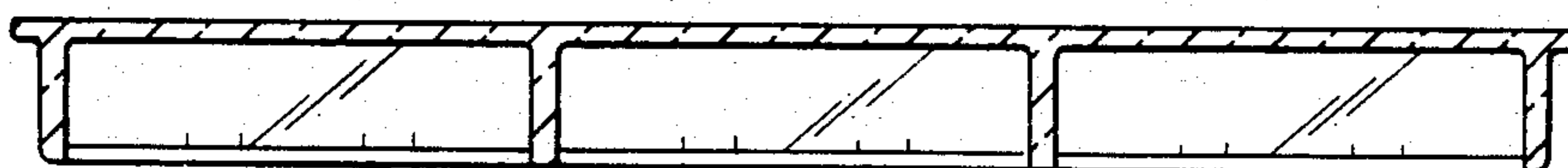


FIG. 3