

- [54] DISPLAY RACK
- [76] Inventor: Arthur S. Kellogg, 11706 Ficus St.,
Palm Beach Gardens, Fla. 33410
- [**] Term: 14 Years
- [21] Appl. No.: 494,731
- [22] Filed: Aug. 5, 1983
- [52] U.S. Cl. D6/517; D6/467;
D6/476; D6/553
- [58] Field of Search D6/396, 449, 466, 408,
D6/467, 468, 470, 475, 476, 478-479, 509-511,
512-515, 517, 553; 108/59, 60, 91, 92, 152;
211/87, 88, 90, 134, 135, 188, 153, 49.1, 59.2,
59.3, 59.4

- [56] **References Cited**
U.S. PATENT DOCUMENTS
D. 161,590 1/1951 Pattison, Jr. D6/517
D. 250,240 11/1978 Braginetz D6/475

- D. 255,852 7/1980 Fogarty D6/515
- D. 260,955 9/1981 Schuler et al. D6/408
- D. 267,382 12/1982 Heinrichsdorff D6/515
- 3,626,150 12/1971 Kress 211/59.2

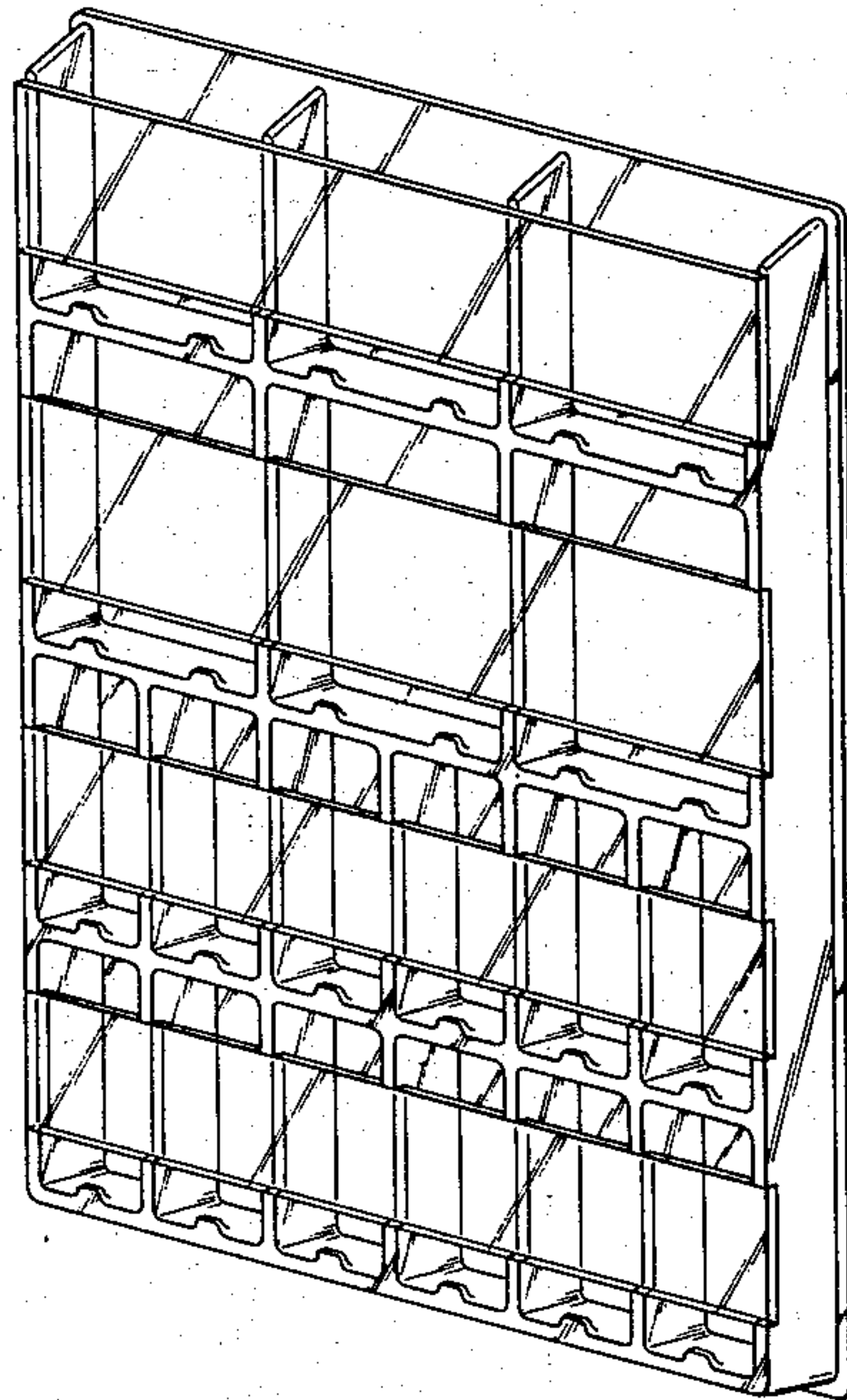
Primary Examiner—B. J. Bullock
Assistant Examiner—Suzanne N. Gitlin

[57] **CLAIM**

The ornamental design for a display rack, as shown and described.

DESCRIPTION

FIG. 1 is a perspective view of a display rack showing my new design;
FIG. 2 is a front elevational view thereof;
FIG. 3 is a sectional view taken in the direction of the arrows along line 3—3 in FIG. 2;
FIG. 4 is a sectional view taken in the direction of the arrows along line 4—4 in FIG. 2;
FIG. 5 is a sectional view taken in the direction of the arrows along line 5—5 in FIG. 2.



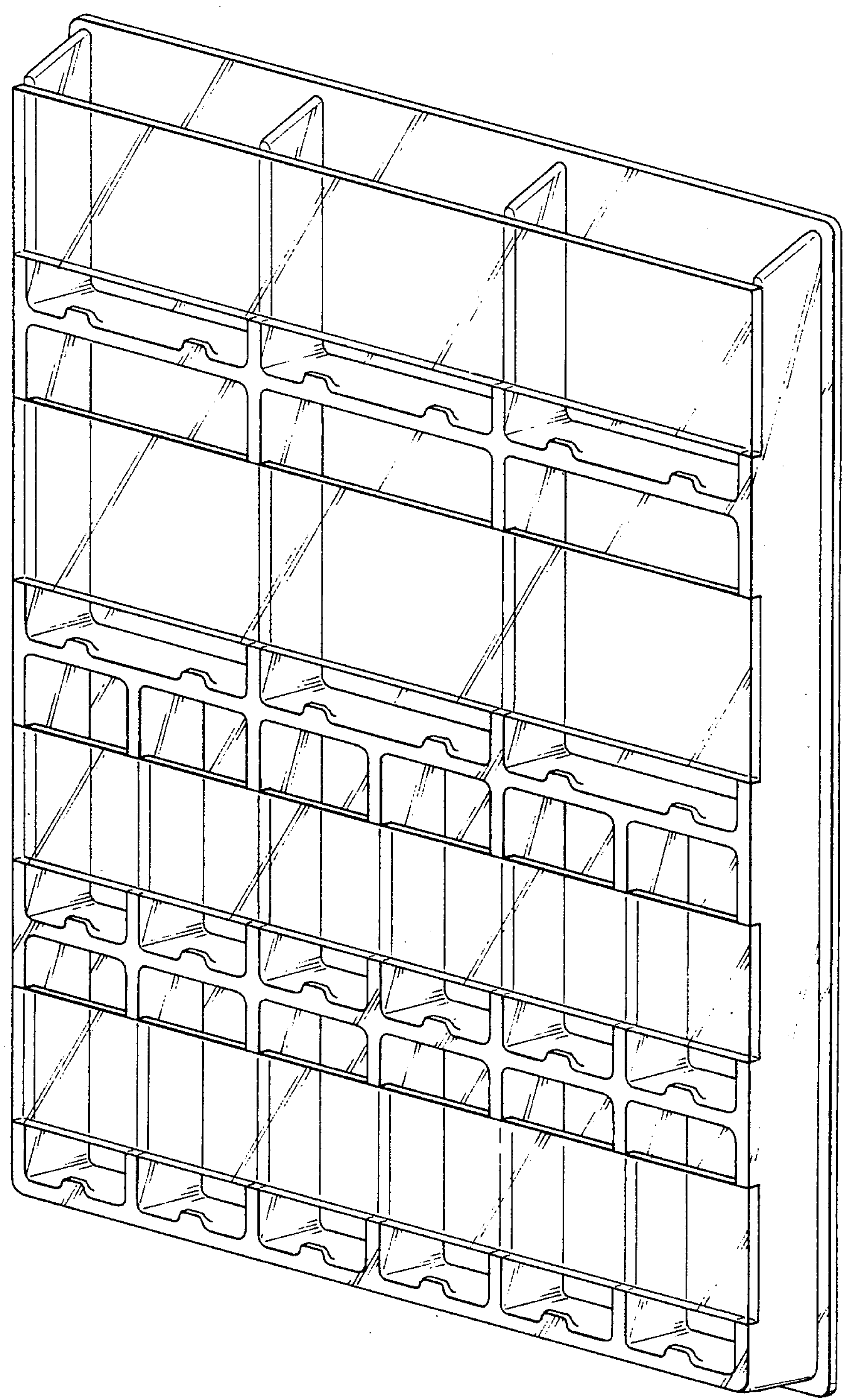


FIG. 1



FIG. 4

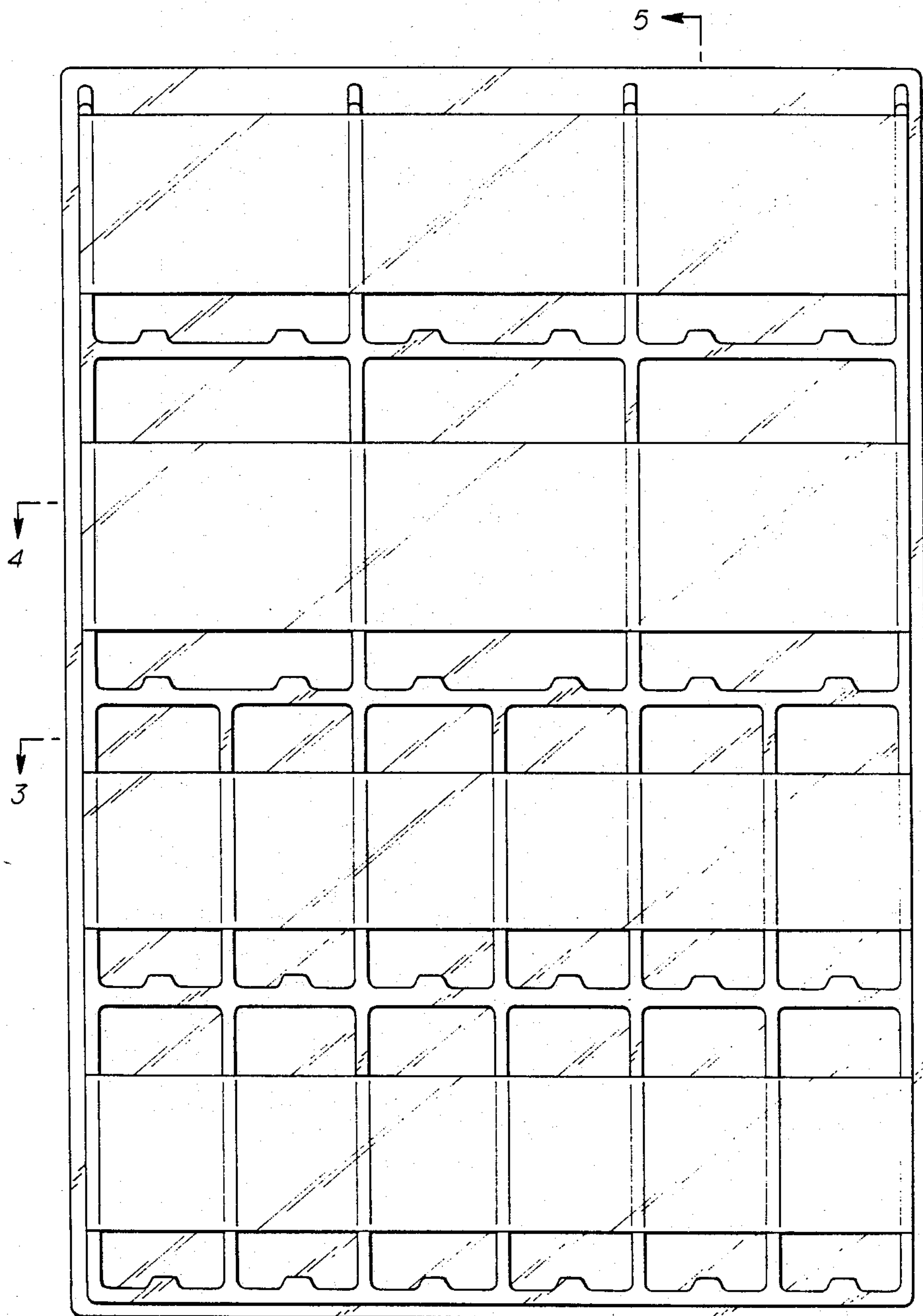


FIG. 2

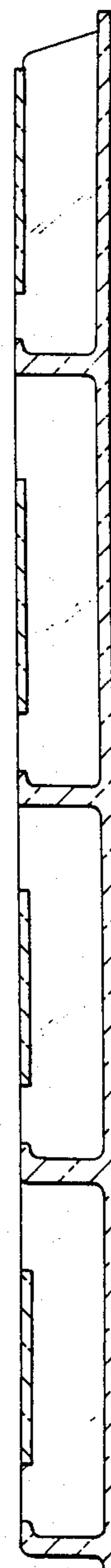


FIG. 5

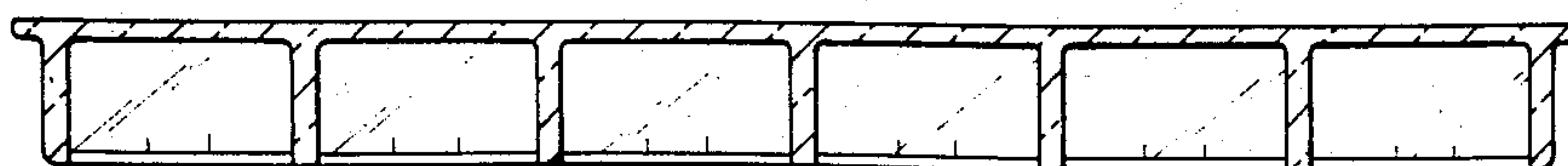


FIG. 3