

# United States Patent [19]

Kurihara

[11] Patent Number: **Des. 279,728**

[45] Date of Patent: **\*\* Jul. 23, 1985**

[54] **CARRYING CASE**

[75] Inventor: **Masaki Kurihara, Suwa, Japan**

[73] Assignees: **Epson Corporation; Kabushiki Kaisha Suwa Seikosha, both of Tokyo, Japan**

[\*\*] Term: **14 Years**

[21] Appl. No.: **490,708**

[22] Filed: **May 2, 1983**

[30] **Foreign Application Priority Data**

Nov. 2, 1982 [JP] Japan ..... 57-49853

[52] U.S. Cl. .... **D3/73; D3/35; D3/76**

[58] Field of Search ..... **D3/30.1, 33, 35, 72, D3/73, 74-78; 190/100, 118, 119; 206/569, 387**

[56] **References Cited**

**U.S. PATENT DOCUMENTS**

D. 153,658 5/1949 Arbib ..... **D3/72**

D. 211,311 6/1968 Christen ..... **D3/73**  
D. 235,036 4/1975 Kuramochi ..... **D3/73**  
D. 271,349 11/1983 Thiele ..... **D3/35**  
D. 271,725 12/1983 Sherer ..... **D3/73**  
4,344,646 8/1982 Michel ..... **D3/73**



*Primary Examiner*—George P. Word  
*Attorney, Agent, or Firm*—Blum, Kaplan, Friedman, Silberman & Beran

[57] **CLAIM**


The ornamental design for a carrying case, as shown.

**DESCRIPTION**

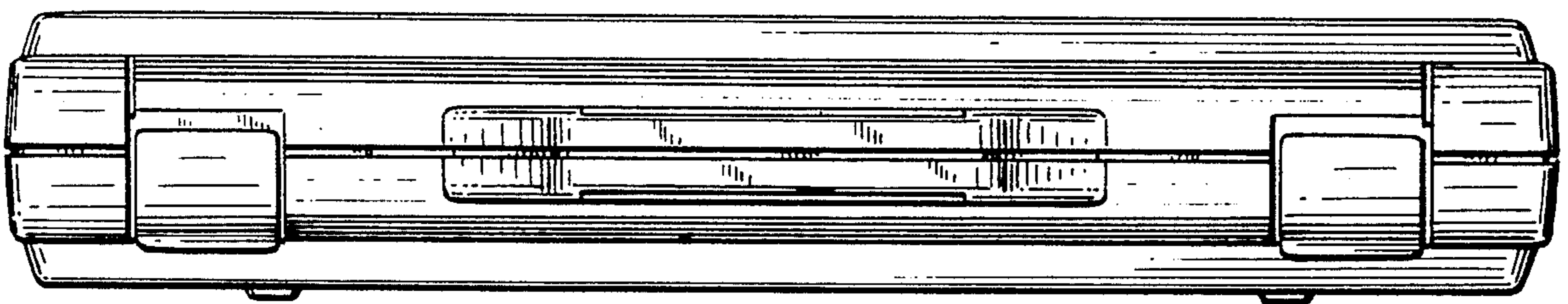
FIG. 1 is a top plan view of a carrying case showing my new design;  
FIG. 2 is a front elevational view thereof;  
FIG. 3 is a right side elevational view thereof;  
FIG. 4 is a left side elevational view thereof;  
FIG. 5 is a rear elevational view thereof;  
FIG. 6 is a bottom plan view thereof; and  
FIG. 7 is a top front right perspective view thereof.



*FIG. 1*



*FIG. 2*



*FIG. 3*

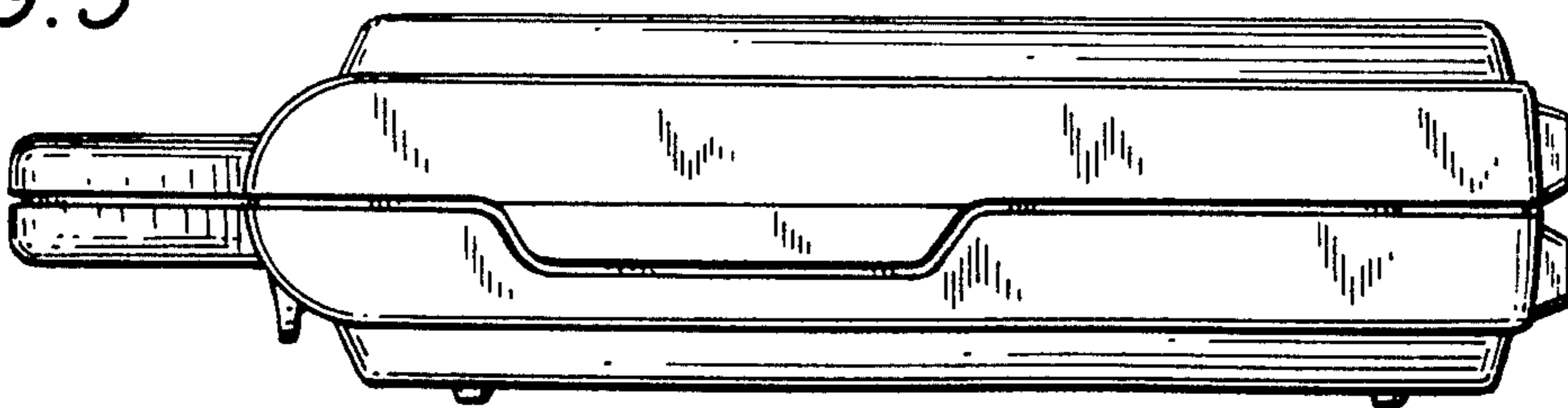


FIG. 4


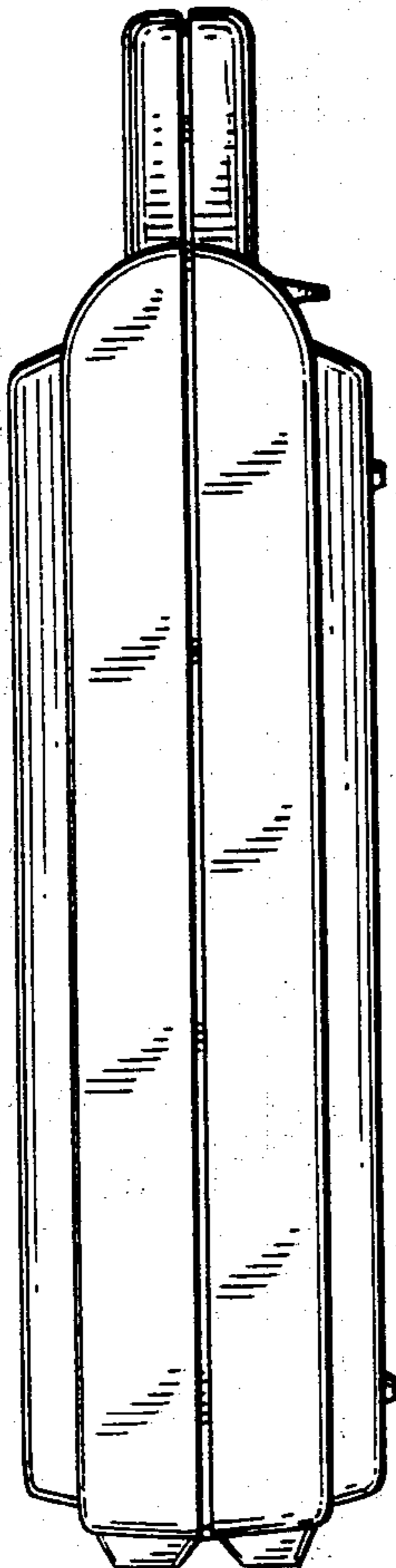
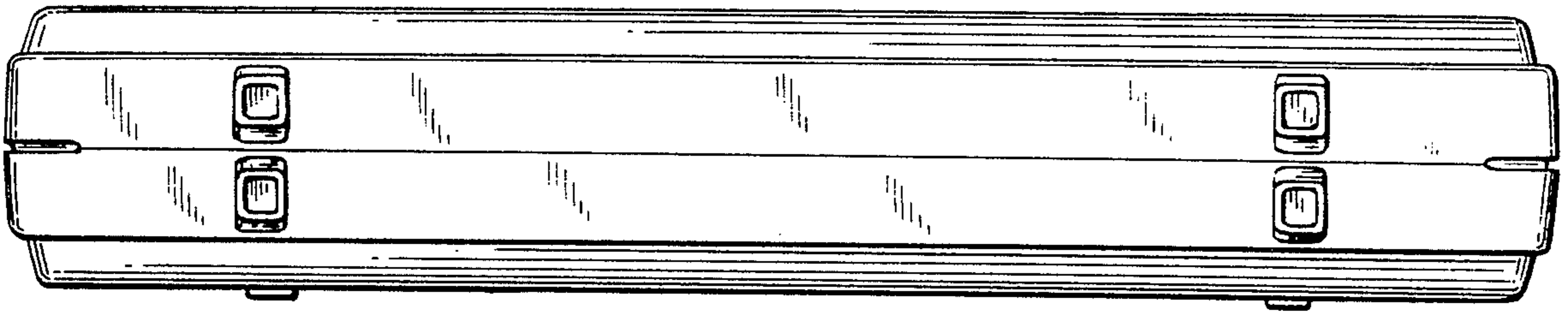


FIG. 7



*FIG. 5*



*FIG. 6*

