

[54] **DENTAL STAIN REMOVAL TOOL**

[76] **Inventor: Michael T. Steinberg, 28241 New Bedford Dr., Farmington Hills, Mich.**

[**] **Term: 14 Years**

[21] **Appl. No.: 371,049**

[22] **Filed: Apr. 23, 1982**

[52] **U.S. Cl. D24/11; D24/28**

[58] **Field of Search D24/10-16, D24/28; 128/329, 304, 305; 433/25, 143, 141, 149, 216; D8/1-30, 47, 94, 107; 132/89**

[56] **References Cited**

U.S. PATENT DOCUMENTS

D. 227,943	7/1973	Crary	D24/28
D. 238,173	12/1975	Felt	D24/11
778,650	12/1904	Forquignon	128/304
1,691,786	8/1929	Roth	433/143
1,997,877	4/1935	Spanel	132/89
3,978,872	9/1976	Bond	132/89

FOREIGN PATENT DOCUMENTS

850648 9/1952 Fed. Rep. of Germany D24/1 D X

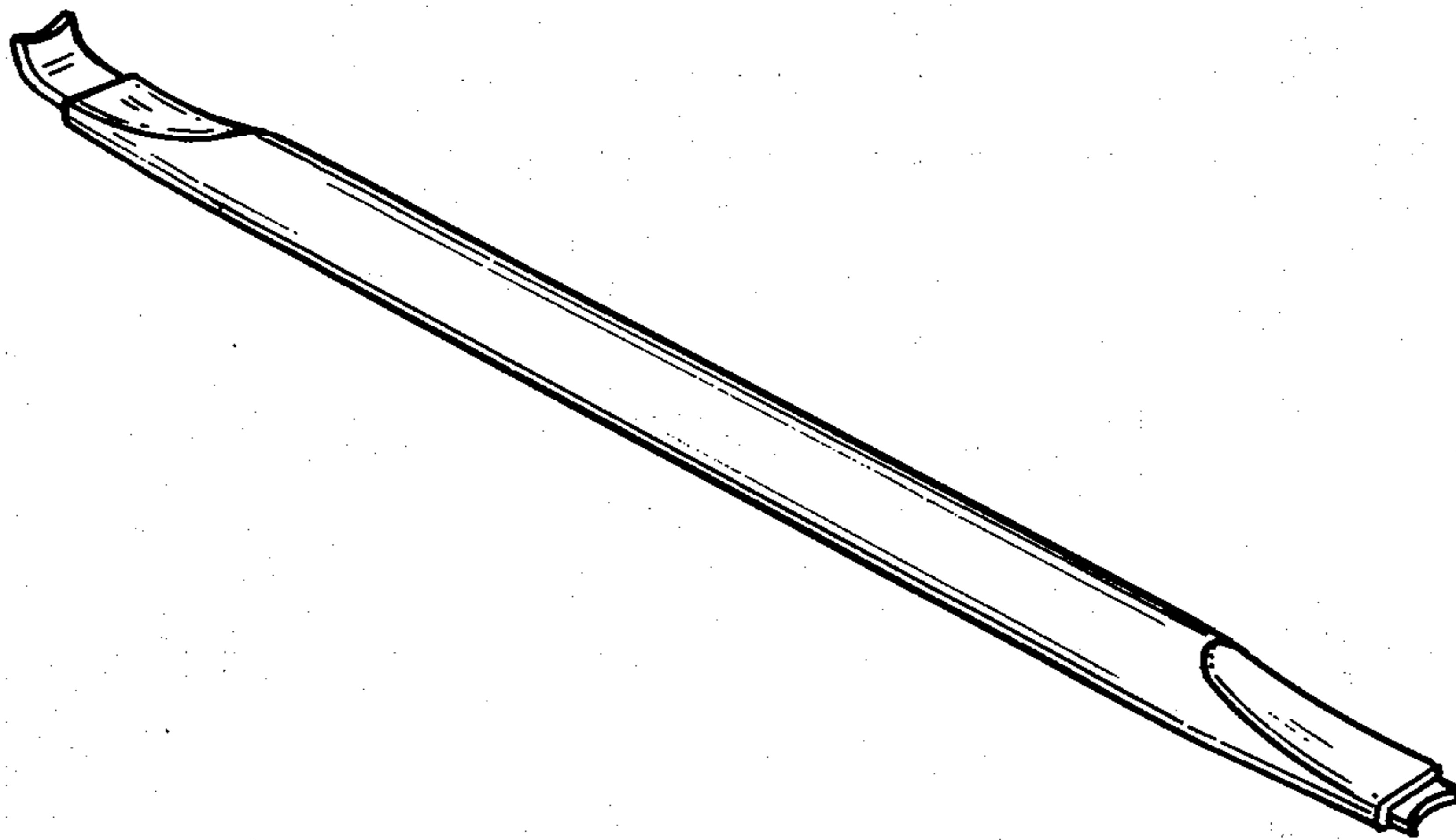
Primary Examiner—A. Hugo Word
Assistant Examiner—R. C. Anderson
Attorney, Agent, or Firm—Krass & Young

[57] **CLAIM**

The ornamental design for a dental stain removal tool, as shown and described.

DESCRIPTION

FIG. 1 is a perspective view of the dental stain removal tool embodying my inventive design;
FIG. 2 is a side view of the dental stain removal tool of FIG. 1;
FIG. 3 is a top view of the dental stain removal tool of FIG. 1;
FIG. 4 is a bottom view of the dental stain removal tool of FIG. 1;
FIG. 5 is an end view taken from the left end thereof, of the dental stain removal tool of FIG. 1; and
FIG. 6 is an end view taken from the right end thereof, of the dental stain removal tool of FIG. 1.



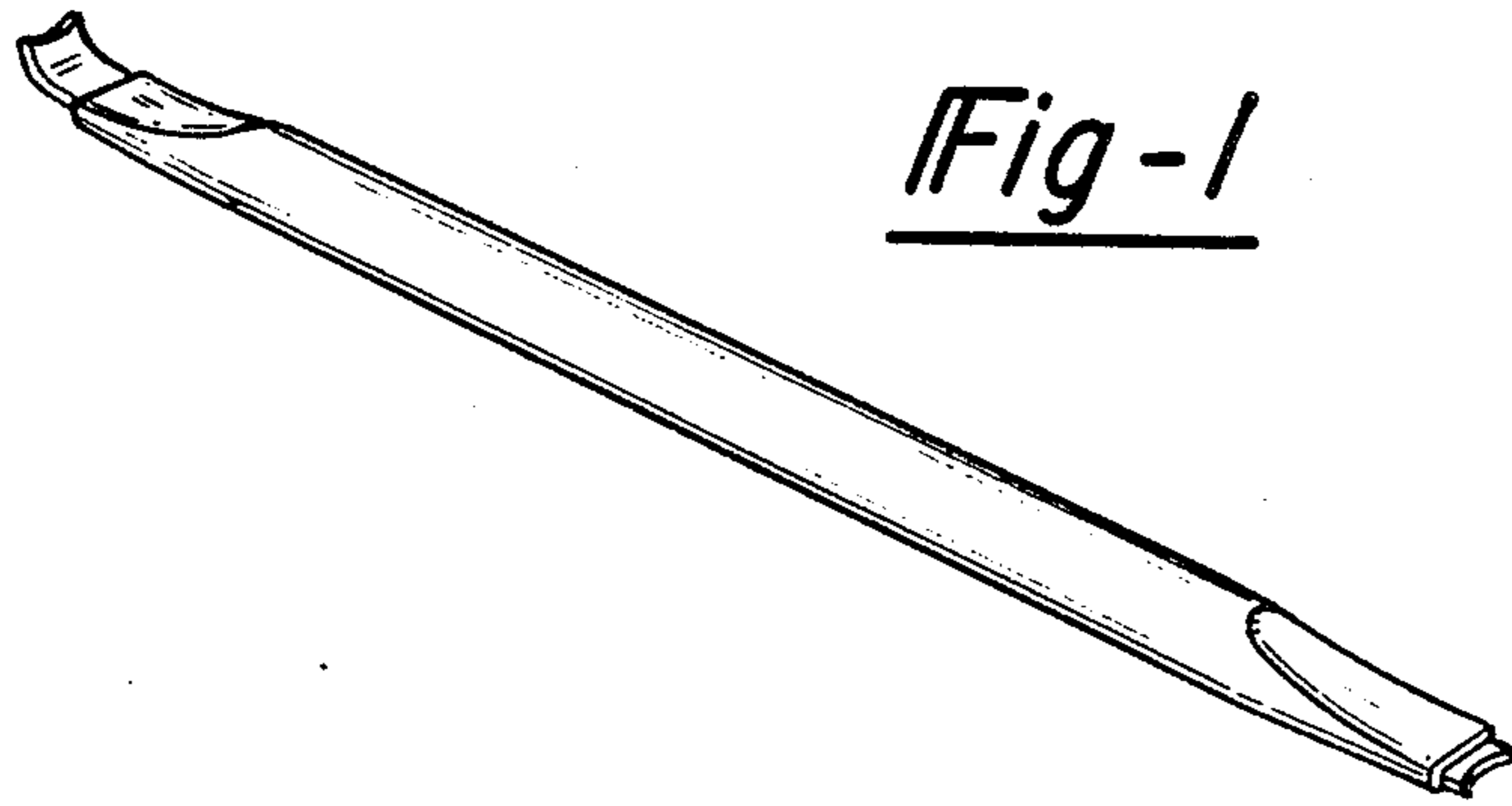


Fig-1




Fig-2




Fig-3




Fig-4



Fig-5



Fig-6