

[54] **POS (POINT-OF-SALES) CASH REGISTER**

[75] **Inventor: Kunio Akiyama, Osaka, Japan**  
[73] **Assignee: Sharp Corporation, Osaka, Japan**  
[\*\*] **Term: 14 Years**  
[21] **Appl. No.: 434,592**  
[22] **Filed: Oct. 15, 1982**  
[30] **Foreign Application Priority Data**

Apr. 19, 1982 [JP] Japan ..... 57-17083  
[52] **U.S. Cl. .... D18/4**  
[58] **Field of Search ..... D18/4, 3; D14/100, 102,  
D14/105, 106, 66, 115; 235/7 R, 1 D, 380, 381;  
364/405, 404**

[56] **References Cited**  
**U.S. PATENT DOCUMENTS**  
D. 247,640 3/1978 Benedetto ..... D18/3  
D. 260,883 9/1981 Husted ..... D14/115

**OTHER PUBLICATIONS**


Design News, Aug. 8, 1977, p. 2.  
IEEE Spectrum, Jan. 1978, p. 100A, middle left of page.  
*Primary Examiner*—Bernard Ansher  
*Assistant Examiner*—Theodore M. Shooman  
*Attorney, Agent, or Firm*—Flehr, Hohbach, Test,  
Albritton & Herbert


[57] **CLAIM**

The ornamental design for a POS (point-of-sales) cash register, as shown and described.


**DESCRIPTION**

FIG. 1 is a perspective view of the POS (point-of-sales) cash register showing my new design;  
FIG. 2 is a front elevational view thereof;  
FIG. 3 is a rear elevational view thereof;  
FIG. 4 is a top plan view thereof;  
FIG. 5 is a bottom plan view thereof;  
FIG. 6 is a right side elevational view thereof; and  
FIG. 7 is a left side elevational view thereof.







**FIG\_1**



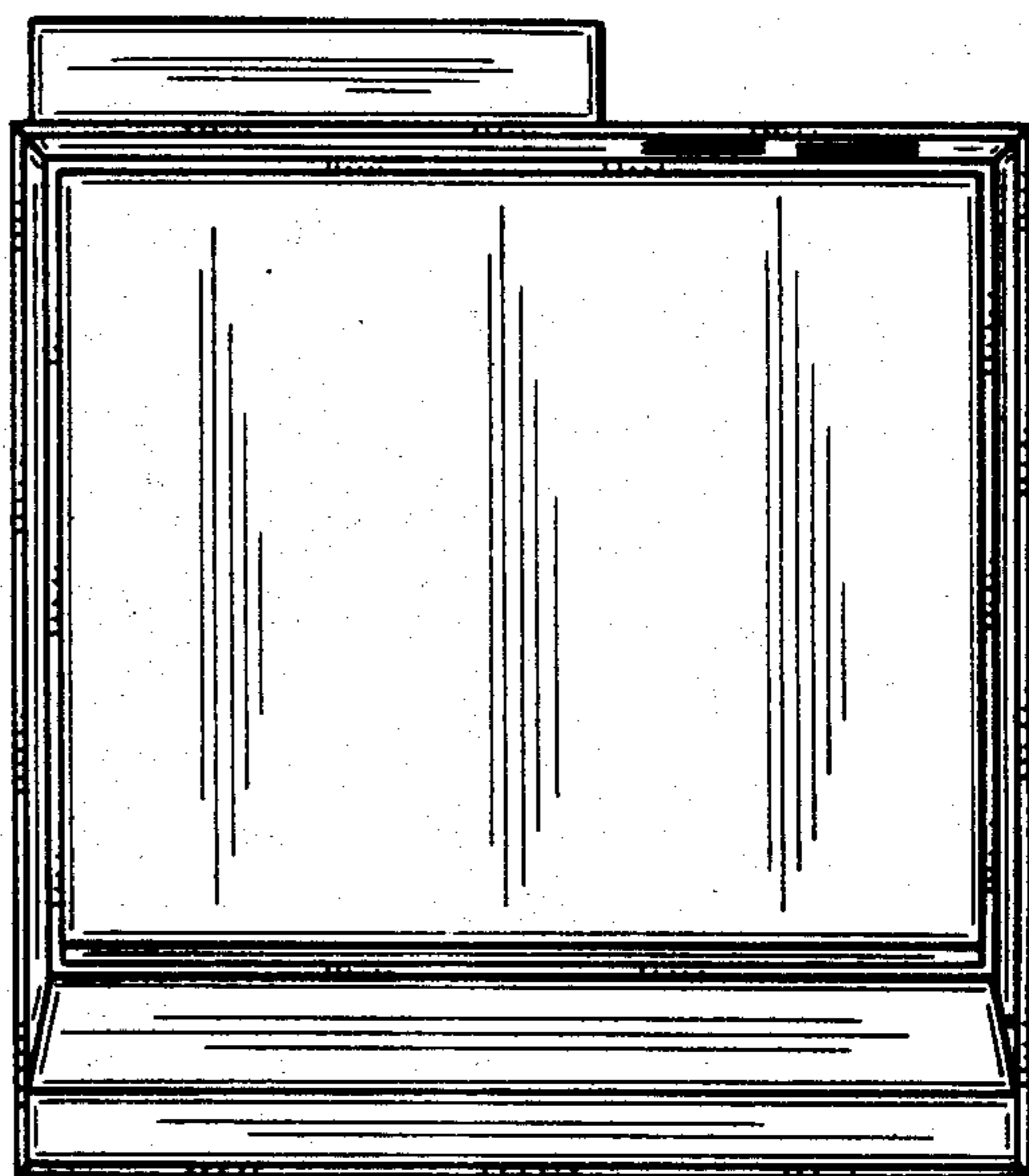
**FIG\_2**




**FIG\_3**




**FIG\_4**



**FIG\_5**



**FIG\_6**



**FIG\_7**