

[54] TELEPHONE

[75] Inventors: Denni F. Rivette, Chicago; John R. Wildman, North Riverside; Jeffrey D. Breslow, Highland Park, all of Ill.

[73] Assignee: Marvin Glass & Associates, Chicago, Ill.

[**] Term: 14 Years

[21] Appl. No.: 470,583

[22] Filed: Feb. 28, 1983

[52] U.S. Cl. D14/53; D14/63; 179/179; 179/102

[58] Field of Search D14/53, 52, 63; 179/179, 102

[56] References Cited

U.S. PATENT DOCUMENTS

D. 217,550	5/1970	Campbell	D23/45
D. 267,906	2/1983	Parise et al.	D32/31
599,543	2/1898	Whitaker	D26/103
2,143,960	1/1939	Stalten et al.	D32/31
2,848,015	8/1958	Roberts et al.	D23/45
2,954,802	10/1960	Duff	D32/31

OTHER PUBLICATIONS

Technology Illustrated; Oct. 1983; Kit-Kat International Expansion Phone.
Brochure-Honda CB 125-S1 CL 125-S1-Motorcycles;

Showing Of Bellows-Type Boots For Front & Rear Struts.

Alta-Lite Catalog, #17 Aug. 1982; Showing Of Flexible Connectors Of Bellows Type Fusing For Lighting Fixtures; pp. 1-4, 8.

Primary Examiner—Wallace R. Burke
Assistant Examiner—Horace B. Fay
Attorney, Agent, or Firm—John S. Pacocha

[57] CLAIM

The ornamental design for a telephone, as shown and described.

DESCRIPTION

FIG. 1 is a top, front and side perspective view of a telephone showing our new design in an "at-rest" or "off" position;

FIG. 2 is a front perspective view thereof in "on" position;

FIG. 3 is a similar perspective view thereof in a second "on" position;

FIG. 4 is a front elevational view thereof on an enlarged scale in the "off" position;

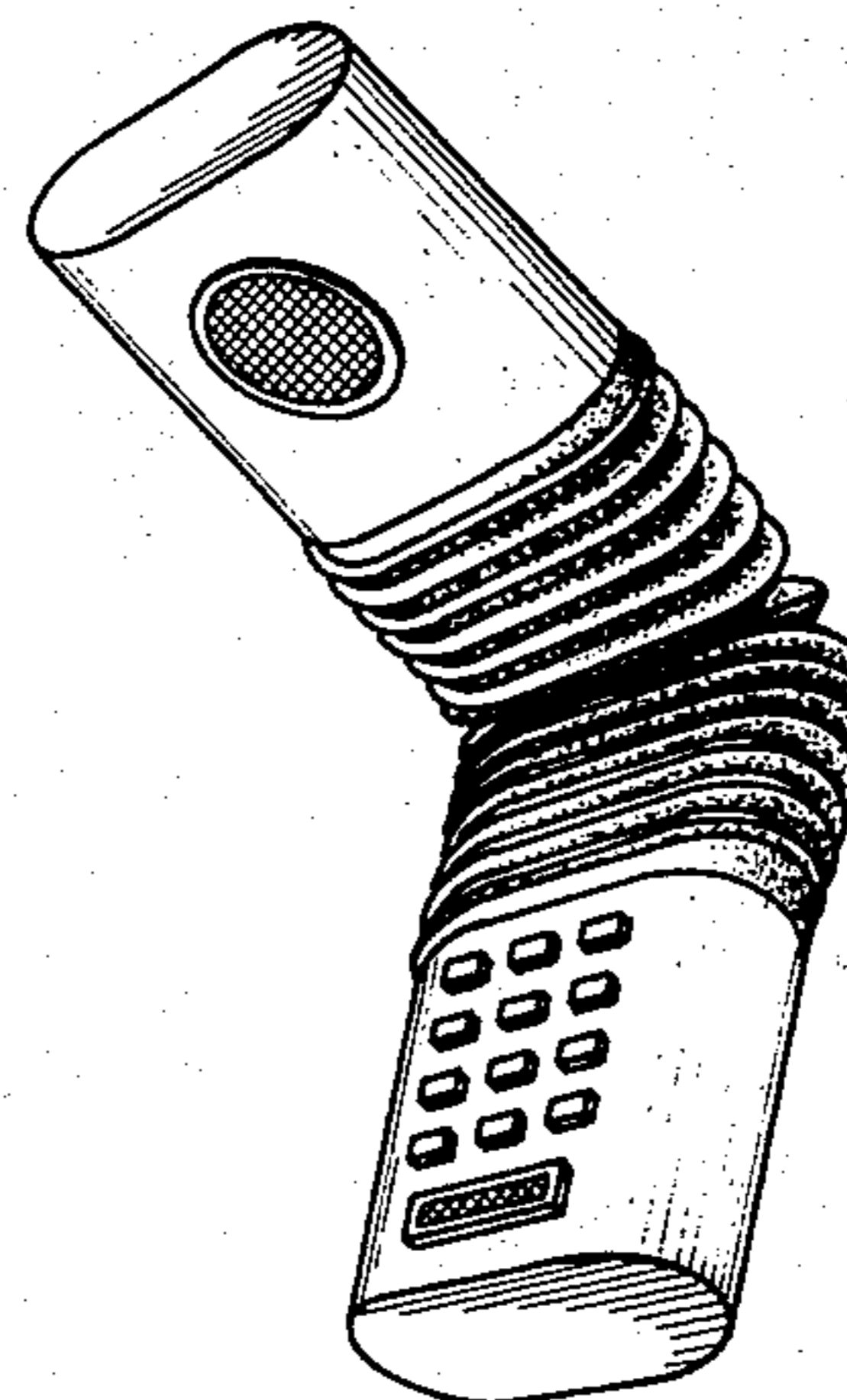
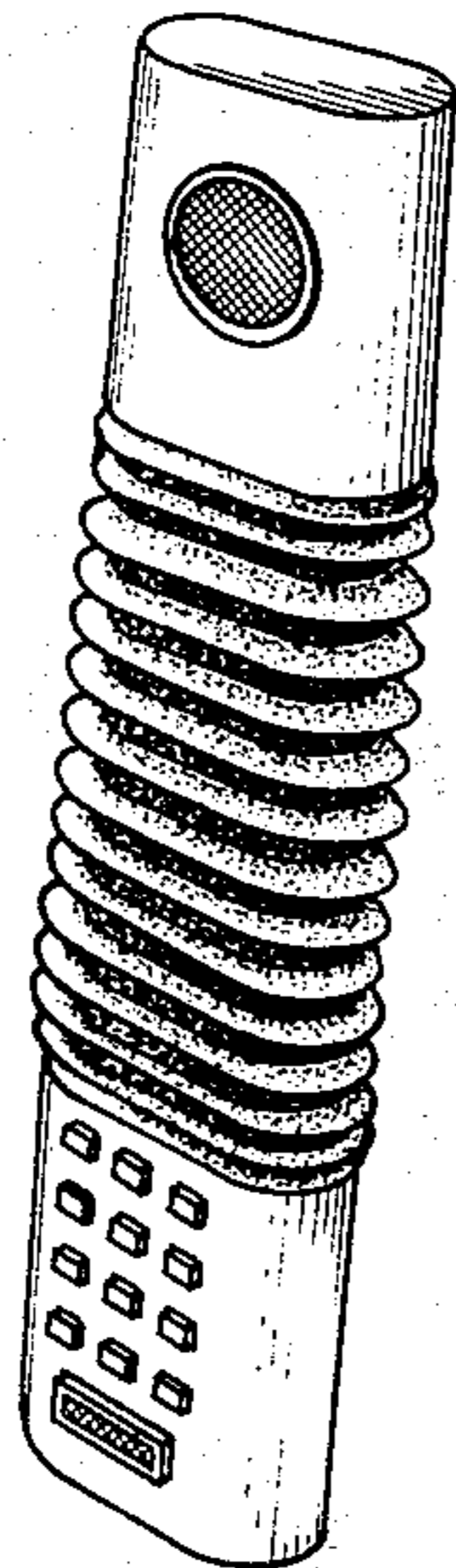
FIG. 5 is a side elevational view thereof from the left side of FIGS. 1 and 4;

FIG. 6 is a right side elevational view thereof;

FIG. 7 is a rear elevational view thereof;

FIG. 8 is a bottom plan view thereof; and

FIG. 9 is a top plan view thereof.






Fig 1

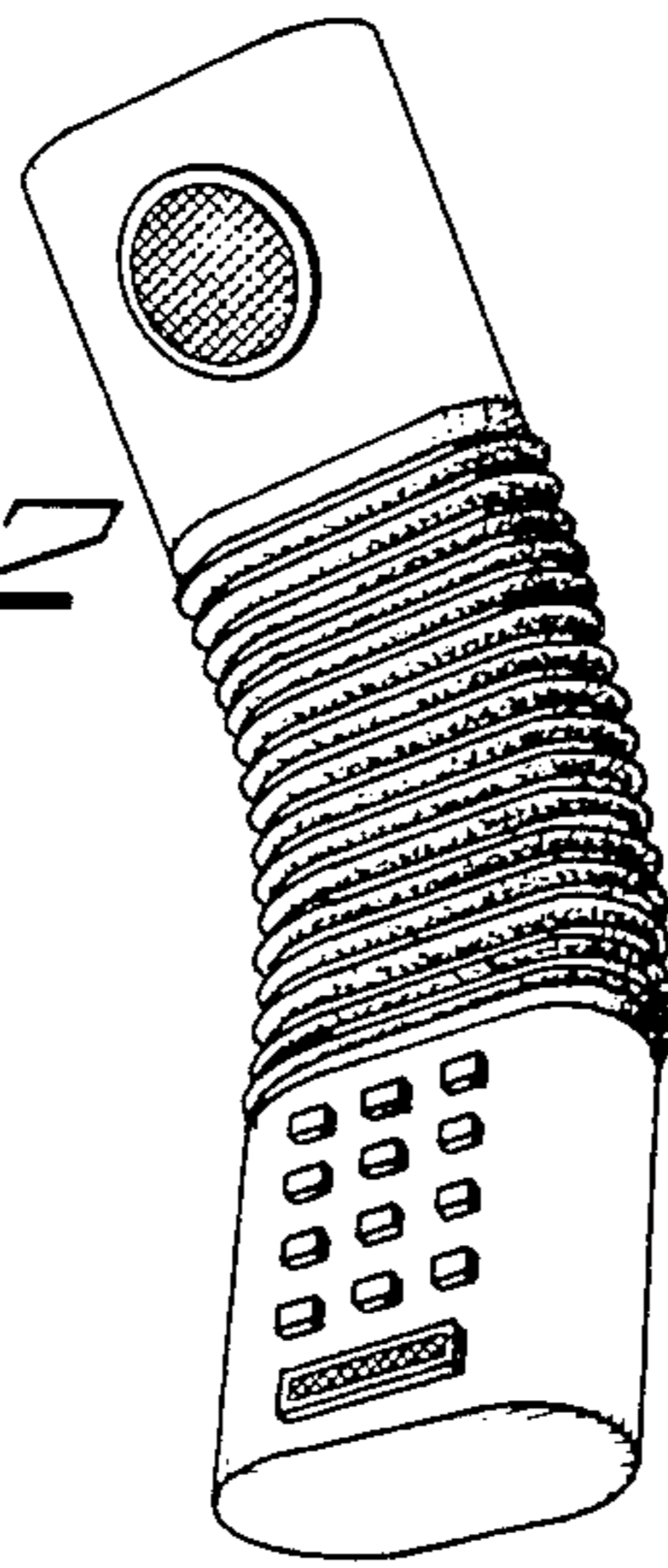


Fig 2

Fig 3

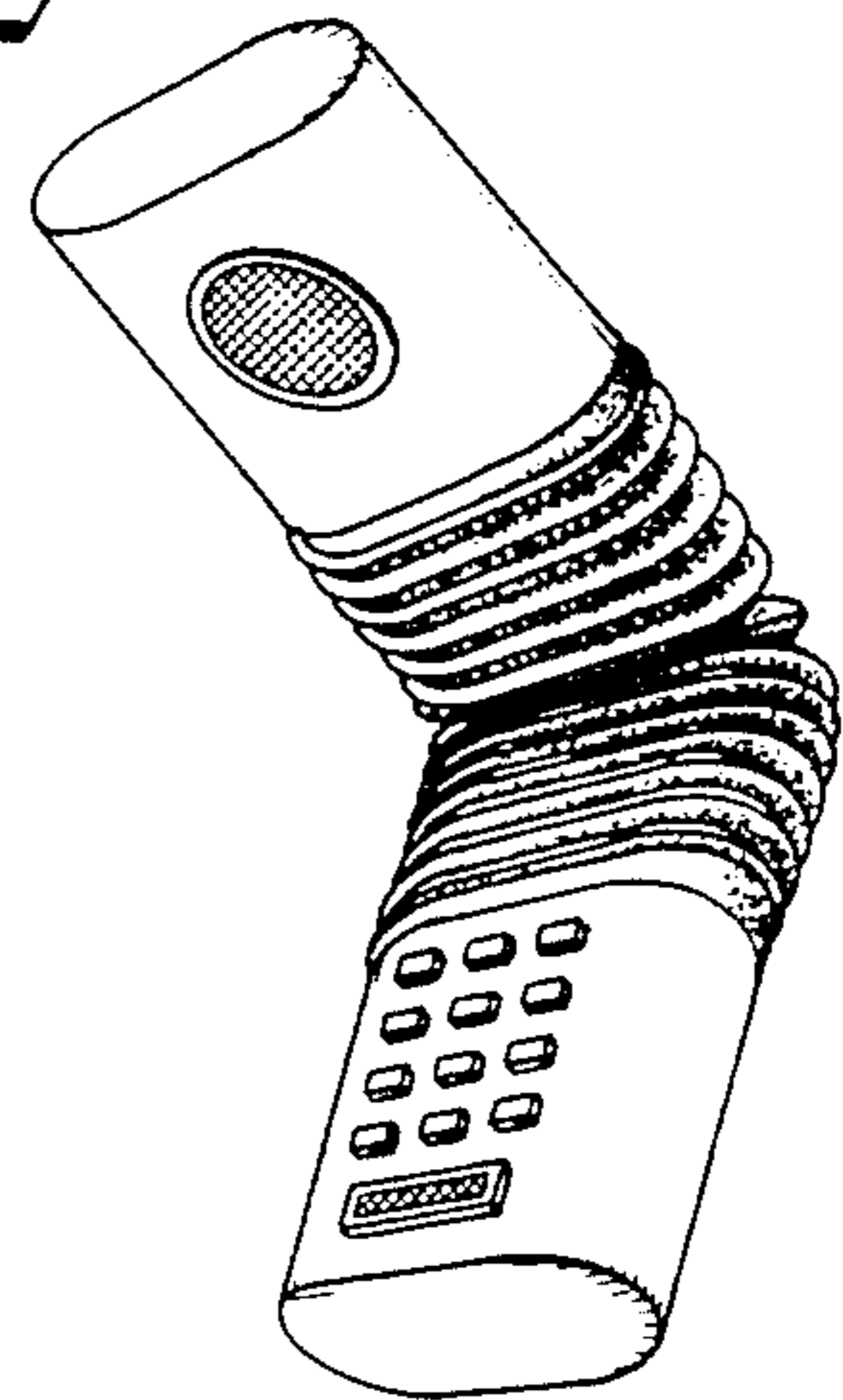


Fig 4




Fig 5




Fig 6




Fig 7




Fig 8



Fig 9

