

# United States Patent [19]

Grip et al.

[11] Patent Number: **Des. 279,654**

[45] Date of Patent: **\*\* Jul. 16, 1985**

[54] **COMBINED BOTTLE AND CAP**

[75] Inventors: **John A. Grip, Wayne; Edward Morris, Paramus, both of N.J.**

[73] Assignee: **American Cyanamid Co., Stamford, Conn.**

[\*\*] Term: **14 Years**

[21] Appl. No.: **564,352**

[22] Filed: **Dec. 22, 1983**

### Related U.S. Application Data

[63] Continuation-in-part of Ser. No. 315,777, Oct. 28, 1981.  
[52] U.S. Cl. .... **D9/404; D9/338**  
[58] Field of Search ..... **D9/337, 338, 349-355, D9/390, 377, 403, 404; D28/7**

### [56] References Cited

#### U.S. PATENT DOCUMENTS

D. 223,335	4/1972	Donoghue	.....	D9/377
D. 242,225	11/1976	Sinclair	.....	D9/404
D. 255,990	7/1980	Lucas	.....	D9/338
D. 258,199	2/1981	Torongo, Jr.	.....	D9/338
D. 262,438	12/1981	Sears et al.	.....	D9/355 X
D. 266,146	9/1982	Morris	.....	D9/338
D. 269,315	6/1983	Conti	.....	D9/404

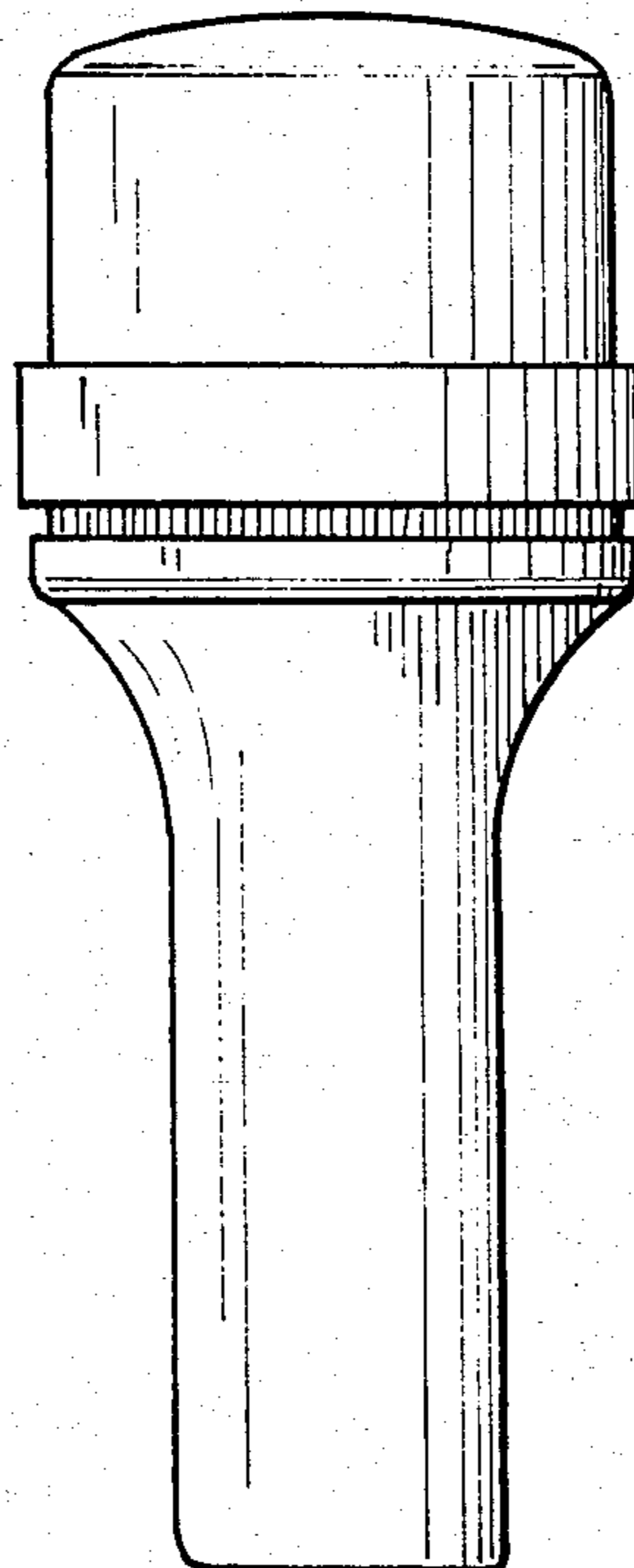
*Primary Examiner*—Robert C. Spangler  
*Attorney, Agent, or Firm*—Charles J. Fickey


### [57] CLAIM

The ornamental design for a combined bottle and cap, substantially as shown and described.

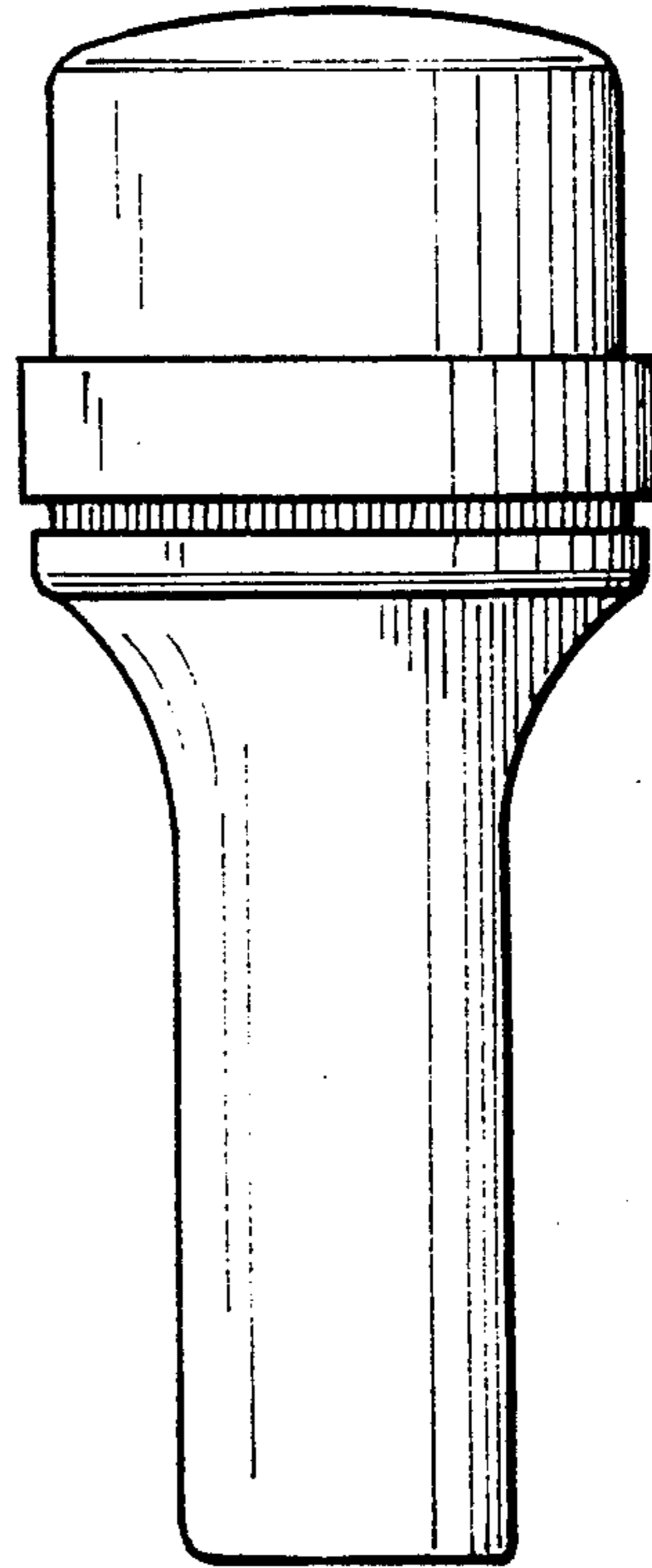
### DESCRIPTION

FIG. 1 is a front elevational view of a combined bottle and cap showing my new design, the rear being identical to the front;  
FIG. 2 is a side elevational view looking from the right side, the left side being identical to the right;  
FIG. 3 is a bottom plan view thereof; and  
FIG. 4 is a top plan view.

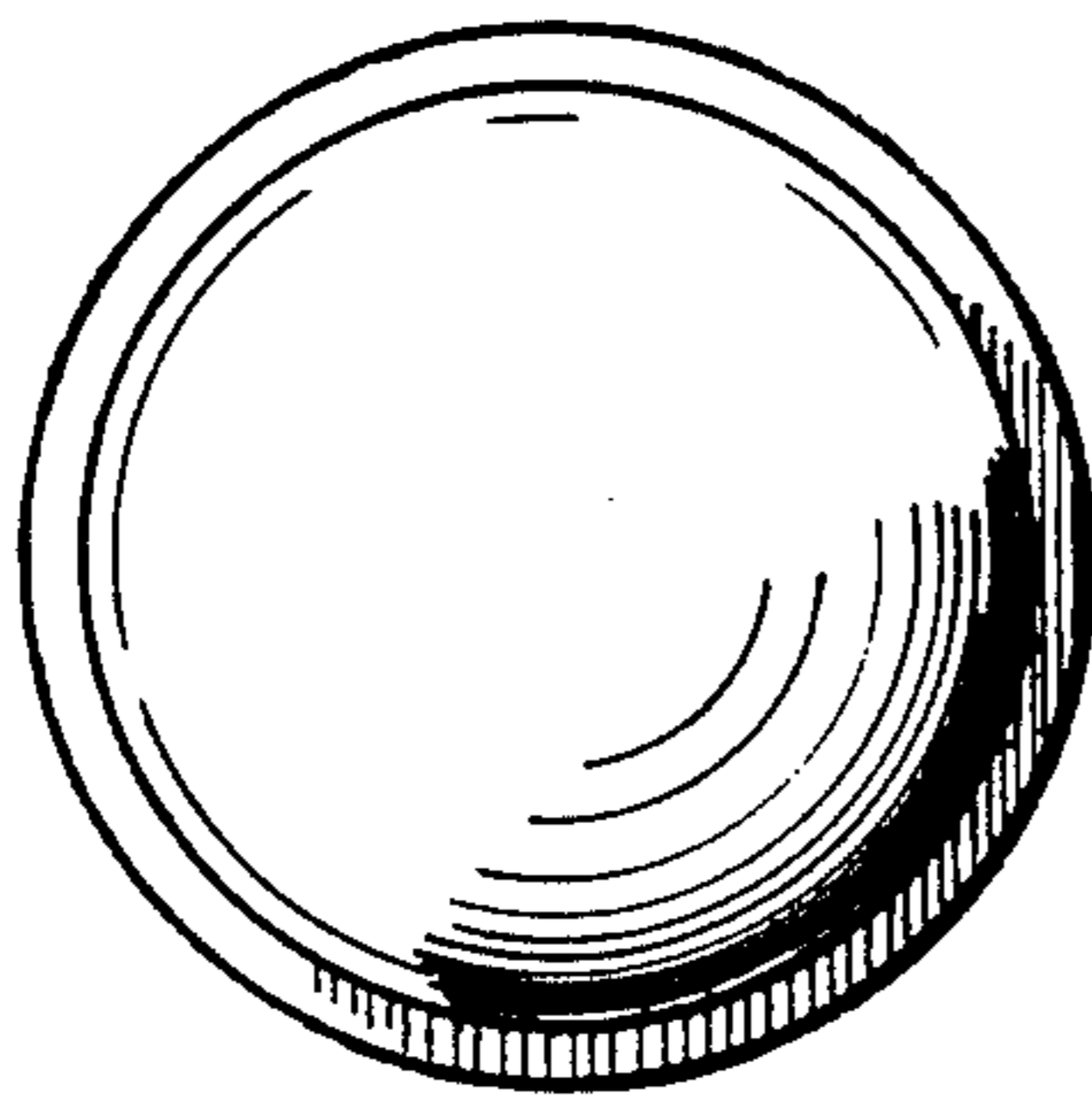




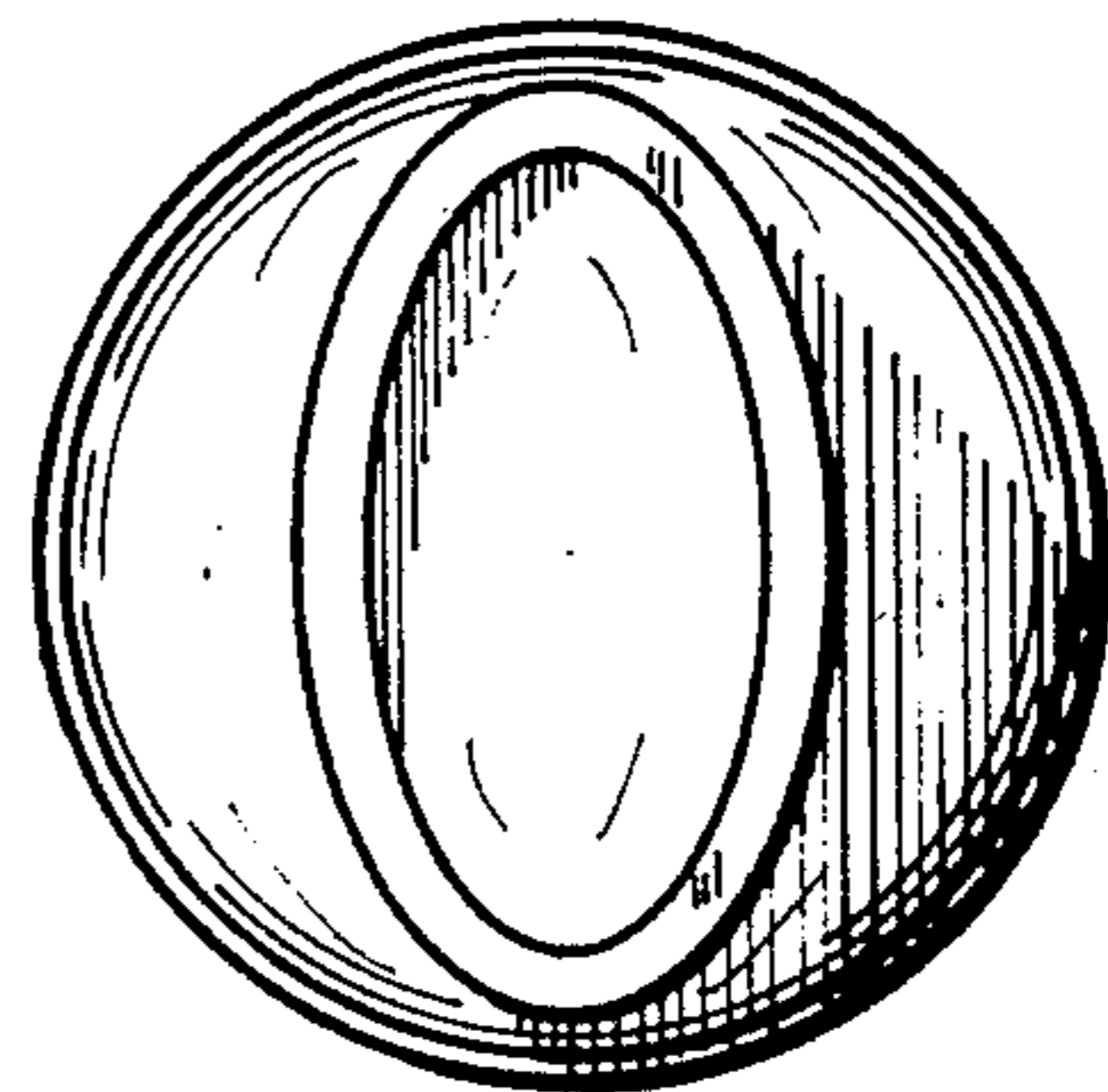
*FIG. 1*



*FIG. 2*



*FIG. 4*



*FIG. 3*