

# United States Patent [19]

Aldrich, III et al.

[11] Patent Number: **Des. 279,650**

[45] Date of Patent: **\*\* Jul. 16, 1985**

- [54] **COMBINED BOTTLE AND CAP**
- [75] Inventors: **Thomas B. Aldrich, III**, Spring Valley, N.Y.; **Ralph A. Muscatiello**, Norwood, Mass.
- [73] Assignee: **The Gillette Company**, Boston, Mass.
- [\*\*] Term: **14 Years**
- [21] Appl. No.: **493,789**
- [22] Filed: **May 12, 1983**
- [52] U.S. Cl. .... **D9/377; D9/389; D9/404; D9/435; D9/454**
- [58] Field of Search ..... **D9/338, 352, 353, 377, D9/389, 404, 435, 454**

- [56] **References Cited**  
**U.S. PATENT DOCUMENTS**  
D. 214,994 8/1969 Goldman ..... D9/404  
D. 223,335 4/1972 Donoghue ..... D9/377

- D. 242,225 11/1976 Sinclair ..... D9/404 X
- D. 250,248 11/1978 Grip ..... D9/377
- D. 255,653 7/1980 Lipsz ..... D9/338
- D. 255,990 7/1980 Lucas ..... D9/338
- D. 256,095 7/1980 Sandonato ..... D9/338
- D. 274,222 6/1984 Markis ..... D9/389 X

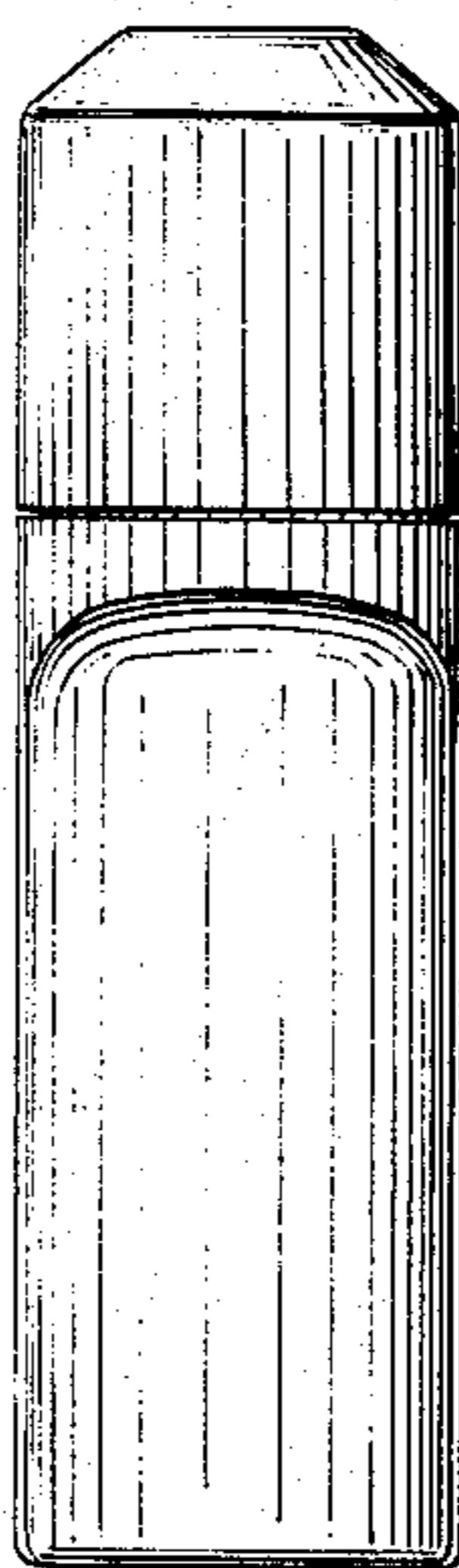
*Primary Examiner*—Robert C. Spangler  
*Attorney, Agent, or Firm*—Mandel E. Slater

### [57] CLAIM

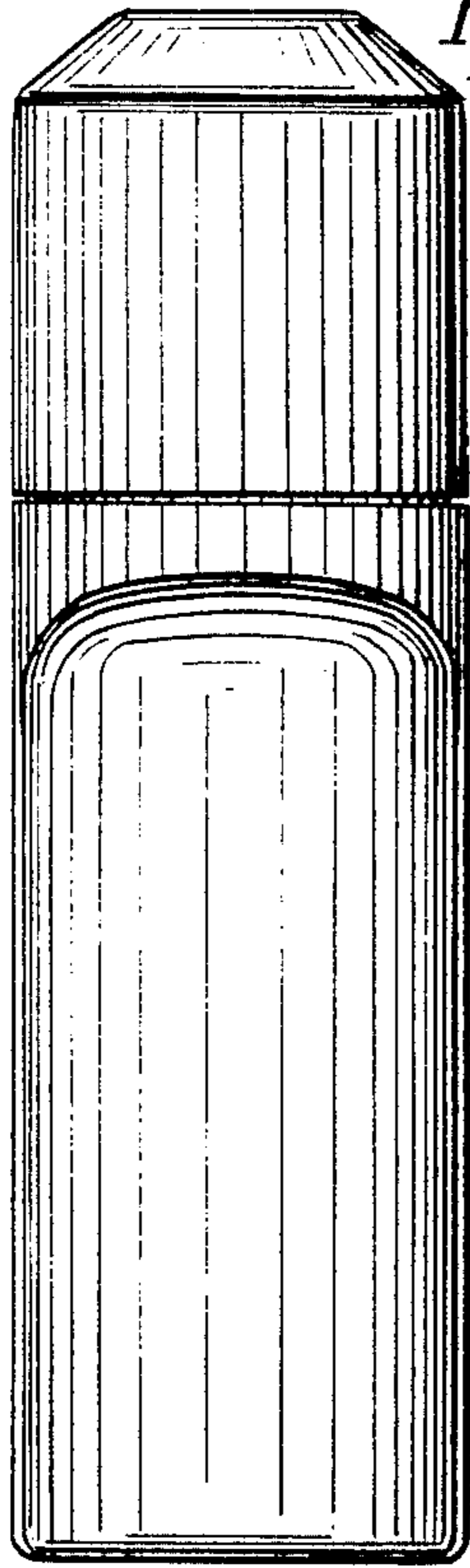
The ornamental design for a combined bottle and cap, substantially as shown and described.

### DESCRIPTION

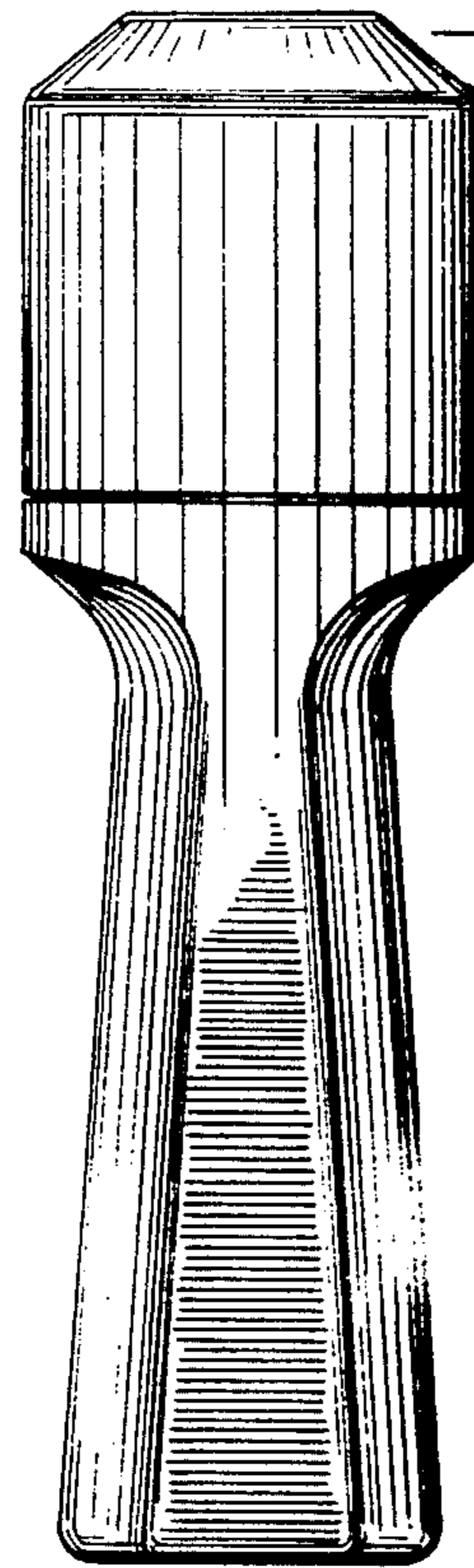
FIG. 1 is a front elevational view of a combined bottle and cap showing our new design, the rear elevational view being substantially a mirror image thereof; FIG. 2 is a side elevational view thereof, the opposite side being substantially a mirror image thereof; FIG. 3 is a bottom plan view thereof; and FIG. 4 is a top plan view thereof.




*Fig. 1*



*Fig. 2*



*Fig. 3*



*Fig. 4*

